

**ANALYSIS**  
**OF**  
**BUDGETED EXPENDITURE**  
**ON EDUCATION**  
**2011-12 to 2013-14**



**GOVERNMENT OF INDIA**  
**MINISTRY OF HUMAN RESOURCE DEVELOPMENT**  
**(DEPARTMENT OF HIGHER EDUCATION)**  
**PLANNING & MONITORING UNIT**  
**NEW DELHI**  
**2015**

## **PROJECT TEAM**

<b>Shri GAYA PRASAD</b>		<b>DIRECTOR</b>
<b>Shri MITRA SAIN</b>		<b>ASSISTANT DIRECTOR</b>
<b>Smt.PRITI TRIVEDI</b>		<b>SR. STATISTICAL OFFICER</b>
<b>Shri P.S.DHUNNA</b>		<b>ASSISTANT</b>

## **C.M.I.S STAFF**

<b>Shri OM PRAKASH</b>		<b>PROGRAMMER</b>
<b>Shri E. KRISHNA KUMARAN</b>		<b>DATA PROCESSING ASSISTANT</b>
<b>Mrs. CHANDER KANTA</b>		<b>DATA ENTRY OPERATOR</b>

## **PREFACE**

*This Publication brought out annually, analyses the Budget provisions made by the States/UTs and the Central Ministries for the development of education in their Budgets as placed before the State Legislatures and the Parliament. The present issue gives information in respect of actual expenditure for the year 2011-12, revised estimates of the expenditure for the year 2012-13 and the budget estimates for the year 2013-14. An analysis of the budget documents (Demands for Grants) for the year 2013-14 has also been presented in the document.*

*Total expenditure on education as incurred by the Centre, States and Union Territories has been taken into account. Effort has been made to take precaution against double counting of expenditure because the actual expenditure, both central grant and State's share, under Centrally Sponsored Schemes (CSS) of the Ministry of Human Resource Development is incurred by States/UTs and shown as such in their budget documents. The expenditure incurred on Centrally Sponsored Schemes of the Ministry has been included in the Central Budget and has been excluded from the State's Budget.*

*Special features of graphic representation of data and its analysis has been added. Bar charts and pie charts have been used as tools to portray the salient and unique features of the analysis. In this publication, a statement indicating the Public Expenditure on Education as percentage of GDP from 1999-00 to 2013-14 is also added. We are sure that this will help in putting more emphasis and focus on the salient observations thrown up by the analysis. This will also make the publication more lively and useful.*

## CONTENTS

<b>A.</b>		
	I. Introduction	1
	II. Analysis of Budgeted Expenditure	4
	III. Expenditure on Education as percentage of Gross Domestic Product (GDP)/Gross State Domestic Product (GSDP)	11
	IV. Budgeted Expenditure on Education (Capital Accounts)	13
	V. Budgeted Expenditure on Education( Revenue and Capital Account)	14
	VI. Appendix:-Method of Estimation of Sector-wise Expenditure on Education	16
<b>B.</b>	<b>Analytical Tables No.1 to 9</b>	<b>1-20</b>
Table 1	Budgeted Expenditure on Education by Education Department and other Departments.	1
Table 2	Budgeted Expenditure (Plan and Non Plan) by Education Department and other Departments (Revenue Account)	2
Table 3	Budgeted Expenditure on Education and Training (Revenue Accounts)	3
Table 4	Budgeted Expenditure on Education by Education Department of Central Government (Revenue Account)	4-17
Table 5	Statement indicating Public Expenditure on Education as percentage of GDP	18
Table 6	Statement indicating sector-wise Public Expenditure on Education as percentage of GDP	19
Table 7	Relationship between Budgeted Expenditure on Education and Gross State Domestic Product (GSDP)	20
Table 8	Percentage of Capital Expenditure on Education to Total Budget (Capital Account)State-wise	21
Table 9	Total Budget (States and Centre) (Revenue, Capitals and Loan &Advances)	22

(ii)

**C. Statistical Statements No. 1 to 31**

Statement No.1	Budgeted Provision for Education & Training at the Centre (Revenue Account).	1
Statement No.2	Budgeted Expenditure on Education & Training by Education and other departments (Revenue Account).	5
Statement No.3	Plan and Non-Plan Budget Provision for Education by all departments (Revenue Account)	8
Statement No.3A	Percentage share of total Plan and Non-Plan Budgeted Expenditure of Education Department to the total State Plan and Non-Plan Budgeted Expenditure (Revenue Account)	11
Statement No.3B	Percentage share of total Plan and Non-Plan Budgeted Expenditure of Education and Other Departments in the total State Plan and Non-Plan Budgeted Expenditure (Revenue Account)	12
Statement No.4	Total State Budget and Budgeted Expenditure on Education and Training (Revenue Account)	13
Statement No.5	Plan and Non-Plan Budgeted Expenditure on Education by Education Departments (Revenue Account)	14
Statement No.6	Total Plan Budgeted Expenditure on education by all departments (Revenue Account).	17
Statement No.7	Plan and Non-Plan Budgeted Expenditure on Elementary Education (Revenue Account).	18
Statement No.8	Plan and Non-Plan Budgeted Expenditure on Elementary Education by Sub heads (Revenue Account)	19
Statement No.9	Plan and Non-Plan Budgeted Expenditure on Secondary Education (Revenue Account)	31

(iii)

Statement No.10	Plan and Non-Plan Budgeted Expenditure on Secondary Education by sub heads (Revenue Account)	32
Statement No.11	Plan and Non-Plan Budgeted Expenditure on Adult Education (Revenue Account).	41
Statement No.12	Plan and Non-Plan Budgeted Expenditure on Adult Education by sub-heads (Revenue Account)	42
Statement No.13	Plan and Non-Plan Budgeted Expenditure on University/DL/Scholarship (Revenue Account)	47
Statement No.14	Plan and Non-Plan Budgeted Expenditure on University/DL/Scholarship by Sub-Heads (Revenue Account)	48
Statement No.15	Plan and Non-Plan Budgeted Expenditure on Technical Education (Revenue Account)	54
Statement No.16	Plan and Non-Plan Budgeted Expenditure on Technical Education by Sub-Heads (Revenue Account)	55
Statement No.17	Plan and Non-Plan Budgeted Expenditure on other General Education Programme (Revenue Account)	64
Statement No.18	Plan and Non-Plan Budgeted Expenditure on other General Education Programme by Sub-Heads (Revenue Account)	65

(iv)

Statement No.19	Plan and Non-Plan Budgeted Expenditure on Language Development (Revenue Accounts)	70
Statement No.20	Plan and Non-Plan Budgeted Expenditure on Language Development by Sub-Heads (Revenue Accounts)	71
Statement No.21	Budgeted Expenditure on Education of the Education Departments according to heads of charges (Revenue Account) for 2011-12 (Actuals).	76
Statement No.21A	Capital Account for 2011-12 (Actuals) (State-wise).	77
Statement No.21B	Loans & Advances 2011-12 (Actuals) (State-wise).	78
Statement No.22	Budgeted Expenditure on Education of the Education Departments according to Heads of charges (Revenue Account) for 2012-13(Revised Estimates).	79
Statement No.22A	Capital Account 2012-13(Revised Estimates) (State-wise).	80
Statement No.22B	Loans & Advances 2012-13(Revised Estimates) (State-wise).	81
Statement No.23	Budgeted Expenditure on Education of the Education Department according to Heads of charges (Revenue Account) for 2013-14 (Budget Estimates).	82
Statement No.23A	Capital Account 2013-14 (Budget Estimates) (State-wise).	83
Statement No.23B	Loans & Advances 2013-14 (Budget Estimates) (State-wise).	84
Statement No.24	Sector-wise Plan and Non-Plan Actual Expenditure of Education Departments of States/UTs and Centre (Revenue Account) for 2011-12.	85

(v)

Statement No.25	Sector-wise Plan and Non-Plan Revised Estimates for Education Departments of States/UTs and Centre (Revenue Account) for 2012-13.	86
Statement No.26	Sector-wise Plan and Non-Plan Budget Estimates for Education Departments of States/UTs and Centre (Revenue Account) for 2013-14.	87
Statement No.27	Budgeted Expenditure on Education by Education Department (Capital Account) for 2011-12 (Actuals).	88
Statement No.28	Budgeted Expenditure on Education of Education Department (Capital Account ) for 2012-13(Revised Estimates).	89
Statement No.29	Budgeted Expenditure on Education of Education Department (Capital Account) for 2013-14 (Budget Estimates).	90
Statement No.30	Budget Provision for Centre and State/UTs Education Departments under Revenue Account, Capital Accounts and Loans and Advances for 2013-14. (Budget Estimates)	91
Statement No.31	Total Budget (Plan and Non-Plan) Centre & States/UTs	93



## INTRODUCTION

This publication gives the details of the Plan and Non Plan expenditure budgeted by the education departments of the States/UTs and the Centre for various sub-sectors of Education. Departments other than the Department of Education also incur some expenditure on education and an effort has been made to include the budget estimates of their expenditure on education in order to get the complete picture of public expenditure on education in the country. The expenditure of other departments also includes the expenditure on training (formal and non-formal).

The total amount of budget provisions on the revenue account made for education for the year 2013-14 by education departments for the States/UTs and the Centre works out to Rs. 365965.23 crore (Rs. 287264.19 crore in State Sector and Rs. 78701.04 crore in the Central sector) which is 13.74% more than the revised estimates of Rs.321754.18 crore for 2012-13. This amount constitutes 12.40% of the total budget provisions made on the revenue account in the States and at the Centre.

Apart from the revenue account, the Education Departments also make some provisions for capital works. The total budget estimates on the capital accounts (including loans) accounted for only Rs.6868.47 crore (Rs.6868.47 crore in the State Sector and Rs.0.00 crore in the Central Sector). Taking into account both the revenue as well as the capital account, the total budget estimates for education for 2013-14 of the State Education Departments and the Education Departments of the Centre works out to Rs.372833.70 crore, which is 10.66% of the total budget estimates.

The total budget provisions (Revenue Account) for 2013-14 made by the departments other than Education works out to Rs. 99177.57 crore. Accordingly including the expenditure on Education by all the Departments, the total budget provisions for education is given in the following table.

**Expenditure on Education (2013-14 Budget Estimates Revenue Account)**  
Rs in crore

	Centre	States/UT	Total
<b>Expenditure (Rs. in crore)</b>	<b>124118.15</b>	<b>341024.65</b>	<b>465142.80</b>
<b>Share with respect to total (%)</b>	<b>26.68%</b>	<b>73.32%</b>	<b>100%</b>

It is observed from the table that the States/UTs are contributing about 73.32% of the total revenue expenditure on education in the country while centre contributes about 26.68% to the education sector as a whole. The total revenue account of Rs.465142.80

crore constitutes 15.76% of the total budget of the Centre and the States/UTs for 2013-14 (22.50% for the State sector and 8.64% for the Central Sector).

The budget provisions (Revenue Account) for the Education department of the Central and the State Governments are indicated in the table which follows:-

**Budgeted Expenditure (Plan & Non Plan) (Revenue Account) By Education Departments ( Rs. in crore)**

Year →	2011-12(Actual)		2012-13(RE)		2013-14(BE)	
	Centre	State	Centre	State	Centre	State
<b>Plan</b>	50769.20	34404.42	56207.97	51040.82	65107.00	60432.51
<b>Non Plan</b>	9491.60	175426.57	10611.00	203894.39	13594.04	226831.68
<b>Total</b>	60260.80	209830.99	66818.97	254935.21	78701.04	287264.19
<b>Share of Plan Exp. to total exp. On education (%)</b>	84.25	16.40	84.11	20.02	82.72	21.03

About 82.72% of the Central expenditure on education is under plan whereas in the case of States/UTs it is only 21.03 % in the year 2013-14.

The following table indicates the Sector-wise Expenditure on Education by Education Department incurred by both Centre and States.

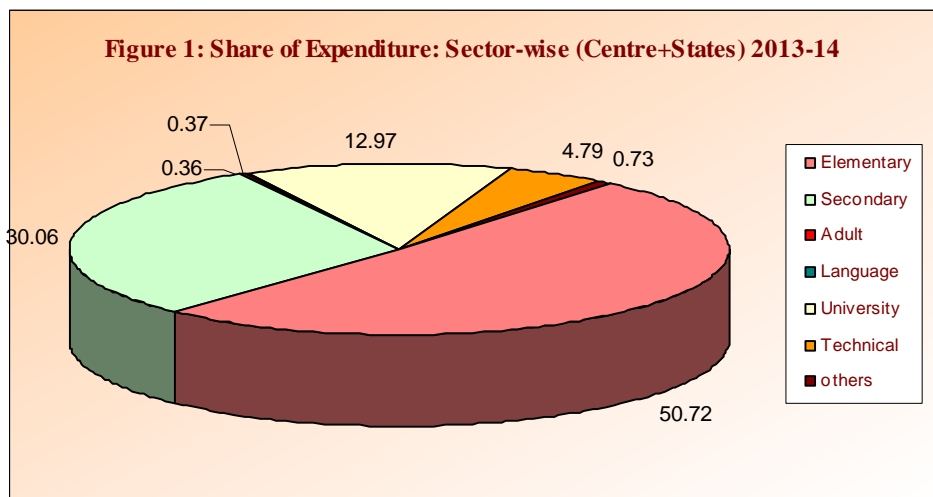
**Sector-wise Expenditure (Plan & Non Plan) on Education by Education Department  
(Revenue Account) with percentage-  
Centre and States/UTs 2013-14 (BE)**

(Rs.in crore)

	<b>Plan Expenditure</b>	<b>Plan %age share</b>	<b>Non-Plan Expenditure</b>	<b>Non- Plan %age Share</b>	<b>Total Expenditure</b>	<b>Total %age Share</b>
<b>1.</b>	<b>2.</b>	<b>3.</b>	<b>4.</b>	<b>5.</b>	<b>6.</b>	<b>7.</b>
<b>Elementary Education</b>	<b>76059.87</b>	<b>60.59</b>	<b>109555.05</b>	<b>45.57</b>	<b>185614.92</b>	<b>50.72</b>
<b>Secondary Education</b>	<b>24574.62</b>	<b>19.58</b>	<b>85418.01</b>	<b>35.53</b>	<b>109992.63</b>	<b>30.06</b>
<b>Adult Education</b>	<b>1027.55</b>	<b>0.82</b>	<b>296.52</b>	<b>0.12</b>	<b>1324.07</b>	<b>0.36</b>
<b>Language Development</b>	<b>405.50</b>	<b>0.32</b>	<b>960.47</b>	<b>0.40</b>	<b>1365.97</b>	<b>0.37</b>
<b>University &amp; Hr. Education</b>	<b>11668.58</b>	<b>9.29</b>	<b>35791.94</b>	<b>14.89</b>	<b>47460.52</b>	<b>12.97</b>
<b>Technical Education</b>	<b>10197.14</b>	<b>8.12</b>	<b>7325.79</b>	<b>3.05</b>	<b>17522.93</b>	<b>4.79</b>
<b>General Education</b>	<b>1604.77</b>	<b>1.28</b>	<b>1077.95</b>	<b>0.45</b>	<b>2682.72</b>	<b>0.73</b>
<b>Total Education</b>	<b>125538.03</b>	<b>100.00</b>	<b>240425.73</b>	<b>100.00</b>	<b>365963.76</b>	<b>100.00</b>

Elementary Education accounted for 50.72% of the total expenditure on education in 2012-13, followed by Secondary Education, which was 30.06%. The share of University & Higher Education and Technical Education was 12.97% and. 4.79% respectively.

Sector wise expenditure on education for 2013-14 has been depicted in the pie-chart (Figure-1).



## II. ANALYSIS OF BUDGETED EXPENDITURE

Table (1) summarizes the budget provisions for education by the Education Departments and other Departments under all the three accounts viz. (i) Revenue Account, (ii) Capital Account and (iii) Loans and Advances. Besides, provisions for Centre and States/Union Territories have also been indicated separately.

Budget provisions for education and training in 2013-14 have gone up to Rs.472011.27 crore (Rs.465142.80 crore under the Revenue Account, Rs. 6841.71 crore under the capital Account and Rs. 26.76 crore under Loans and Advances), forming 13.50% of the total budget provisions. Percentage provisions for education and training for the respective accounts are 15.76% under the Revenue Account, 1.38% under the Capital Account and under Loans and Advances is 0.07 %.

The Budget Estimates 2013-14 for education by the Education Departments of the Centre and the States under all the three accounts rose to Rs. 372833.70 crore (Rs. 78701.04 crore for the Centre and Rs. 294132.66 crore for the States). This amount consists of Rs. 365965.23 crore under the Revenue Account, Rs.6841.71 crore under the Capital Account and Rs. 26.76 crore under Loans & Advances. The corresponding percentage of these accounts to the respective total budget provisions works out to 12.40%, 1.38% and 0.06%.

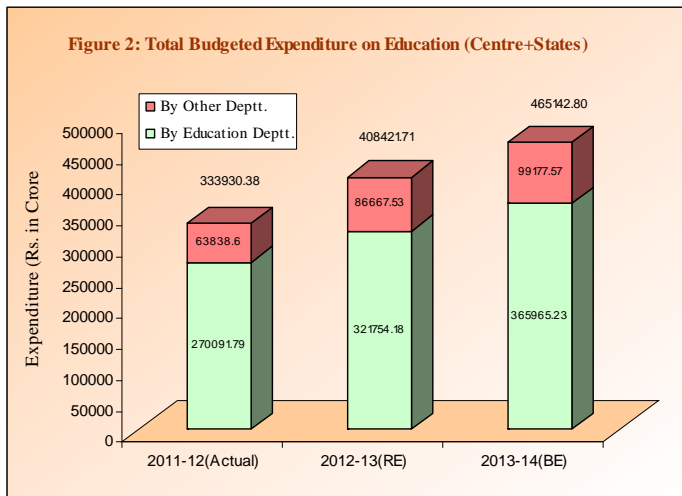


Figure-2 - a bar diagram indicates the extent and progress of Budgeted expenditure on education by education and other departments (Revenue Account) during 2011-12 (Actual) to 2013-14 (BE).

The Revised Estimates of 2012-13 for expenditure on education and training by the Centre and States/Union Territories amounted to Rs.414738.54 crore (Rs.408421.71 crore under Revenue Account,

Rs.6267.57 crore under Capital Account and Rs. 49.26 crore under Loans & Advances), comprising Rs.103311.82 crore by the Centre and Rs.311426.72 crore by the States/ UTs. The total Revised Estimates for education formed 13.54% of the total Revised Estimates of expenditure. The corresponding percentages for Revenue, Capital Account and Loans & Advances are 15.59%, 1.60% and 0.09% respectively.

The Revised Estimates of 2012-13 provided by the Education Departments of the Centre and States rose to Rs.328071.01 crore (Rs.66818.97 crore for the Centre and Rs.261252.04 crore for the States) constituting 10.71% of the total Revised Estimates on all the three accounts. This amount comprised Rs.321754.18 crore under the Revenue Account, Rs.6267.57 crore under the Capital Account and Rs.49.26 crore under Loans and Advances. The corresponding percentages of these accounts to the respective total Revised Estimates are 12.28%, 1.60% and 0.09%.

The total Actual Expenditure on education and training by the Centre and the States/Union Territories for the year 2011-12 amounted to Rs.337082.39 crore (Rs.333930.38 crore under Revenue Account, Rs.3040.82 crore under Capital Account and Rs.111.19 crore under Loans & Advances), comprising Rs.86074.52 crore by the Centre and Rs. 251007.87 crore by States/ UTs. The total expenditure on education constituted 12.83% of the total actual expenditure during 2011-12. The corresponding percentages for Revenue, Capital Account and Loans & Advances are 14.84%, .94% and 0.21% respectively

The total expenditure on education during the year 2011-12 (Actual) incurred by the Education Departments of the Centre and the States under all the three accounts; (Revenue Account, Capital Account, & Loans and Advances) amounted to Rs. 273243.79 crore (Rs.60260.79 crore for Centre and Rs.212983.00 crore for States) forming 10.40% of the total expenditure of Centre and States on all the three accounts. Out of this amount, Rs. 270091.78 crore is under the Revenue Account, Rs. 3040.82 crore under the Capital Account (outside Revenue Account) and Rs.111.19 crore under Loans and Advances.

The corresponding percentages of expenditure on education under these accounts with reference to the respective total expenditure are 12.00%, .94% and 0.21%.

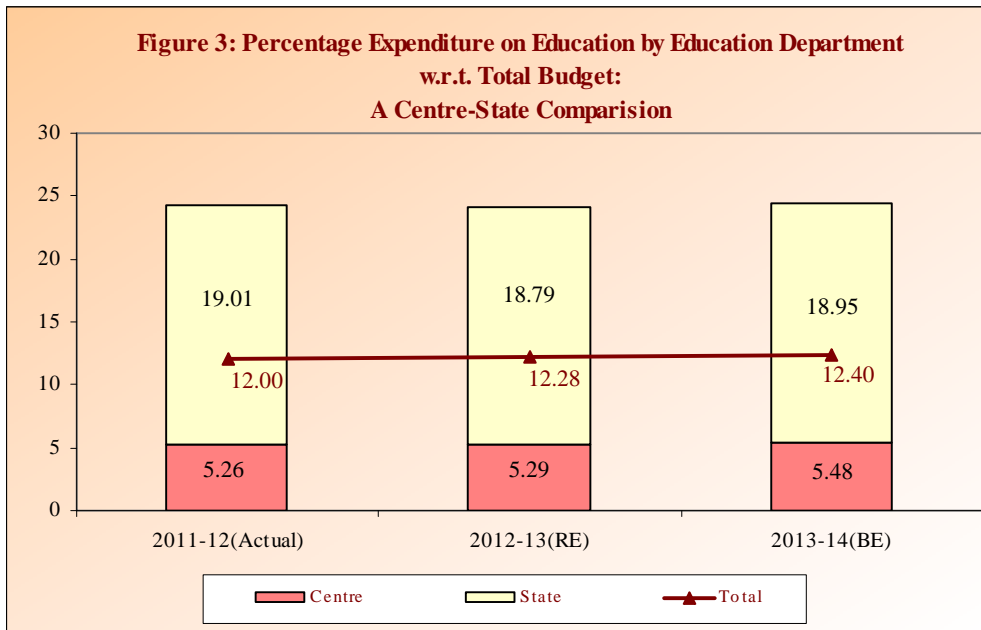
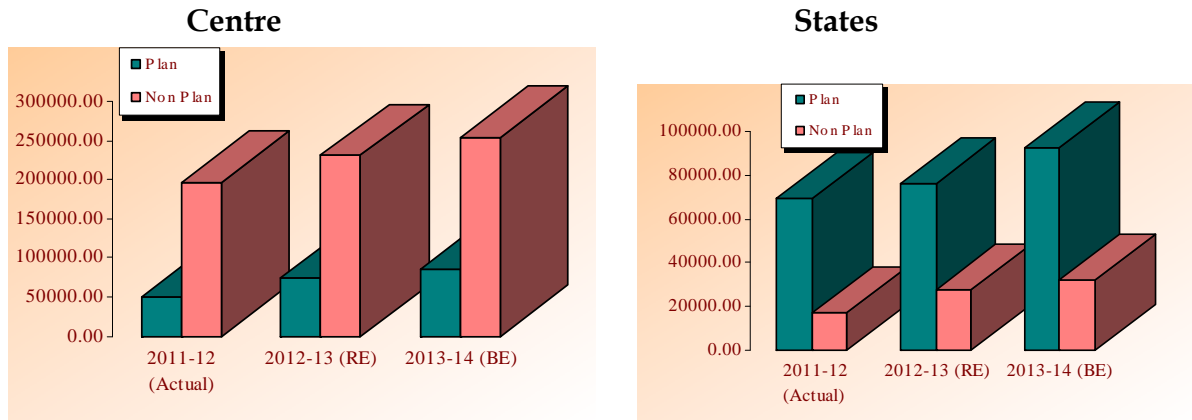


Figure-3 shows the share of expenditure on education by education department with respect to the total budget on all the three accounts (Revenue Account, Capital Account, & Loans and

Advances) separately for Centre and State. The figure also depicts the total share of expenditure on education by education department by both centre and state together.

Table (2) summarizes the total budget provisions (Revenue Account) for expenditure on education in respect of Education Departments as well as other departments with the break-up of Plan and Non-Plan provisions for the year 2011-12 (Actuals), 2012-13 (Revised Estimates) and 2013-14 (Budget Estimates). Figure-4 - a bar chart, depicts the Plan and non-Plan Expenditure of Centre and State incurred by Education Department. It brings out contrast in emphasis on Plan and Non-Plan expenditure by Centre and States.

**Figure-4: Plan and Non Plan Expenditure on Education: Centre -State Comparison**



The Actual Expenditure on education and training during 2011-12 by the Centre under the Revenue Account was Rs.86074.53 crore (Rs.69037.81 crore for Plan and Rs 17036.72 crore for Non-Plan) which constituted 7.51% of the total central expenditure (Revenue Account).

The Actual Expenditure on education and training during 2011-12 by the States/Union Territories was Rs.247855.86 crore (Rs. 50924.92 crore for Plan and Rs. 196930.94 crore for Non-Plan) and formed 22.45% of the total expenditure (Revenue Account) for all States/Union Territories.

In 2011-12, the actual expenditure (Revenue Account) of Education Departments of the Centre and the States/Union Territories amounted to Rs.270091.79 crore, comprising Rs.85173.62 crore for Plan and Rs.184918.17 crore for Non-Plan, forming 12.01 % of the total expenditure on all sectors. The Central expenditure for the education departments was Rs.60260.80 crore (Rs.50769.20 crore Plan and Rs. 9491.60 crore for Non-Plan) whereas expenditure of the States/Union Territories was Rs.209830.99 crore (Rs. 34404.42 crore for Plan and Rs. 175426.57 crore for Non-Plan).

In 2012-13 the Revised Estimates for education and training by the Centre under the Revenue Account amounted to Rs.103311.82 crore (Rs.75837.13 crore for Plan and Rs.27474.69 crore for Non-Plan). The Revised Estimates for education by the Centre constituted 8.18% (22.08% for Plan and 2.98% for Non-Plan) of the total Revised Estimates of the Centre.

The Revised Estimates for education and training during 2012-13 by the States/Union Territories was Rs. 305109.88 crore (Rs.74089.40 crore for Plan and Rs. 231020.48 crore for Non-Plan) forming 22.49% of the total Revised Estimates (Revenue Account) of all States/Union Territories.

The Revised Estimates of 2012-13 of the Education Departments of Centre and States/UTs rose to Rs. 321754.18 crore (Rs 107248.79 crore for Plan and Rs.214505.39 crore for Non-Plan) constituting 12.28% of the total Revised Estimates of expenditure on all sectors. The Revised Estimates for the Central Education Departments were Rs.66818.97 crore (Rs.56207.97 crore for Plan and Rs.10611.00 crore for Non-Plan) whereas the Revised Estimates for the States/Union Territories were Rs. 254935.21 crore (Rs. 51040.82 crore for Plan and Rs.203894.39 crore for Non-Plan). The percentage of Central Plan for the Education Departments (Revised Estimates) to the total Central Plan budget (Revised Estimates) was 16.37% while it was 1.15% in case of Non-Plan expenditure on education.

The budget estimates for 2013-14 (Revenue Account) for expenditure on education of the Centre and States/Union Territories amounted to Rs.465142.79 crore comprising Rs.365965.23 crore by the education departments and Rs. 99177.56 crore by the other departments. The total budget for education constitutes 15.76 % of the total respective budget under the Revenue Account.

The Central budget provision (Revenue Account) for education and training is Rs.124118.15 crore, comprising Rs.92289.50 crore for Plan and Rs.31828.65 crore for Non-Plan. This amount constituted 8.64% (20.82% for Plan and 3.20% for Non-Plan) of the total central budget (Revenue Account) for the year 2013-14.

The total budget provision (Revenue Account) of all States/Union territories for education and training is Rs.341024.64 crore (Rs.86049.89 crore for Plan and Rs.254974.75 crore for Non-Plan) constituting 22.49% of the total budget (Revenue Account) of all States and Union Territories.

The total budget provision (Revenue Account) of Education Departments of the Centre and the States/Union Territories for the year 2013-14 amounted to Rs.365965.23 crore, comprising Rs.125539.51 crore for Plan and Rs.240425.72 crore for Non-Plan forming 12.40% to the total budget of all sectors. The Central budget for the Education Departments was Rs.78701.04 crore (Rs.65107.00 crore for Plan and Rs.13594.04 crore for Non-Plan) whereas the budget provision for the States/Union Territories was Rs.287264.19 crore (Rs.60432.51 crore for Plan and Rs.226831.68 crore for Non-Plan). The percentage provision of Centre plan expenditure to the total plan budget was 14.69%, while it was 1.37% for Non-Plan.



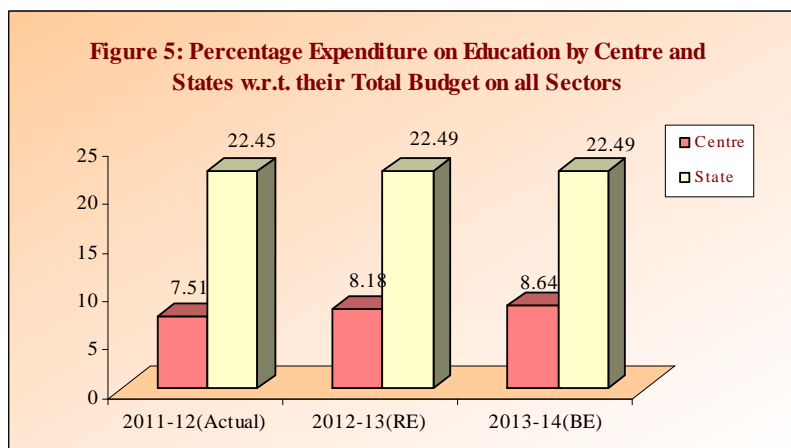


Figure-5 indicates Percentage Expenditure on Education by Centre and States w.r.t. their Total Budget on all sectors.

Table (3) depicts the budget provisions (Revenue Account) for education vis-à-vis training (Formal & Informal) at the Centre and in the States/Union Territories

for the year 2013-14. The Figure-6(i) and Figure-6(ii) – pie-charts, corresponding to this table show that meager 2.37% of the total Centre Budget for Education spent on Training. The respective figure for States is 4.28%.

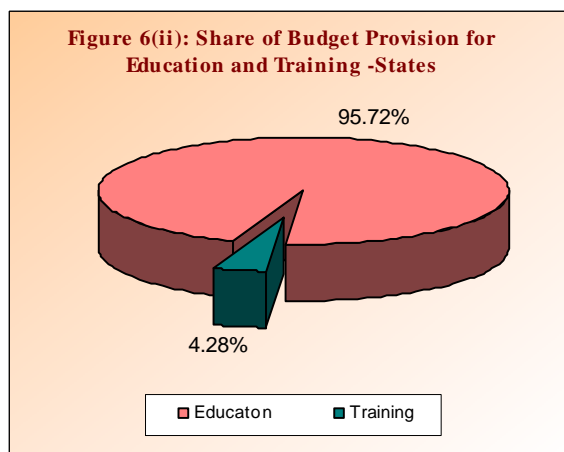
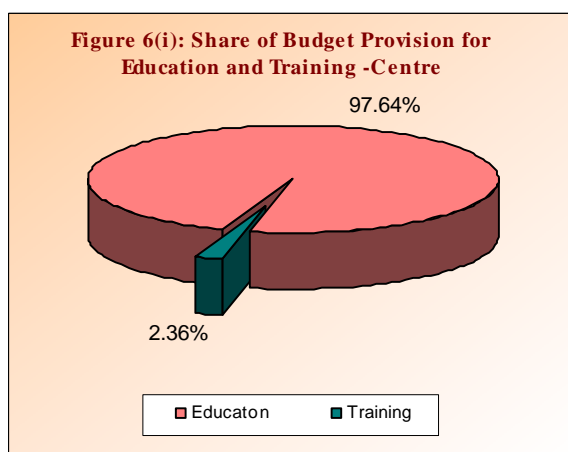


Table (4) gives the sector-wise break-up of the budgeted expenditure on education in the Central Sector of the Ministry of Human Resource Development, Departments of Education for the years 2011-12 (Actuals), 2012-13 (Revised Estimates) and 2013-14 (Budget Estimates). Besides, break-up of Plan and Non-Plan expenditure is also given.

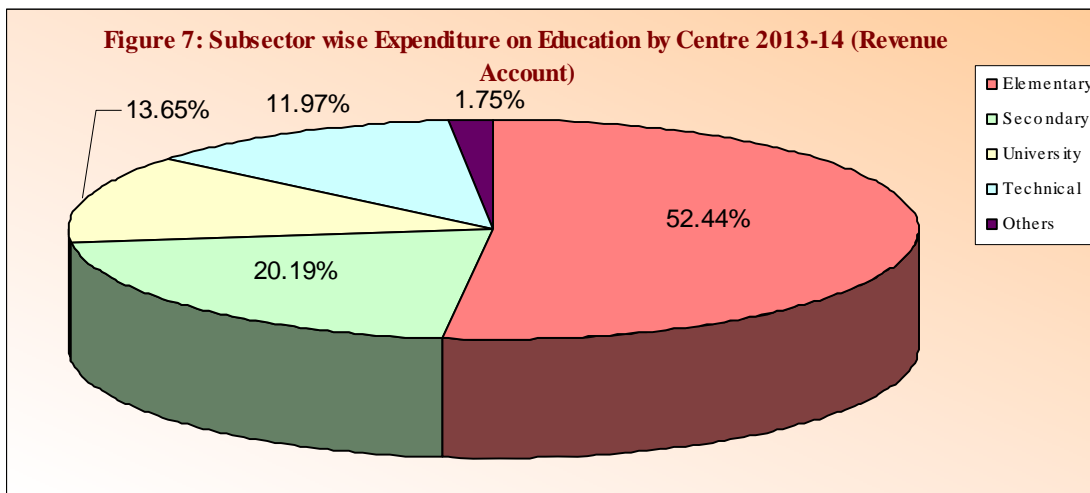
Table (4) indicates that in 2013-14 a major share of Rs. 41273.66 crores or 52.44% of the total budget of the Department of Education is provided for Elementary Education. The second priority is given to University & Higher Education which is Rs. 15891.89 crores or 20.19%, of which the lion's share of Rs.10783.74 crore is to be operated through the University Grants Commission. The third priority is given to Secondary Education which is Rs.10740.73 crore or 13.65%; Rs.9421.21 crore or 11.97% for Technical Education and Rs.686.65 crore forming 0.87% for Adult Education and Rs.411.20 crores or 0.52% for Language Development Programmes and Rs.275.70 crores or 0.35% for general

purposes including research, scholarships, international co-operation. Figure-7 - a pie-chart also depicts relative emphasis on various sub-sectors in the Central Budget (Revenue Account).

Out of the total central budget (Revenue Account), Rs. 16385.02\* crore (Rs. 14133.53 crore for Plan and Rs. 2251.49 crore for Non-Plan) has been provided for Grants-in-aid to States and Union Territories, which is about 20.81 % of the total budget of Rs. 78701.04 crore (Rs. 65107.00 crore for Plan and Rs. 13594.04 for Non-Plan) of the Education Department for the year 2013-14.

Statement (1) of the Appendices gives Ministry/Department wise details of the central budget provision for education including training (formal & informal). This provision, which was Rs.124118.15 crore in 2013-14 constituted 8.64% of the total central budget. The corresponding percentage of budget provision in 2011-12 and 2012-13 as 7.51 and 8.18% respectively.

The Departments/ Ministries, other than Education Department also contribute towards education. Details may be seen in Statement 1.



\*Figures have been taken from Demand for Grants for Ministry of Human Resource Development for the year 2013-14.

### III. EXPENDITURE ON EDUCATION AS PERCENTAGE OF GROSS DOMESTIC PRODUCT (GDP)/ GROSS STATE DOMESTIC PRODUCT (GSDP)

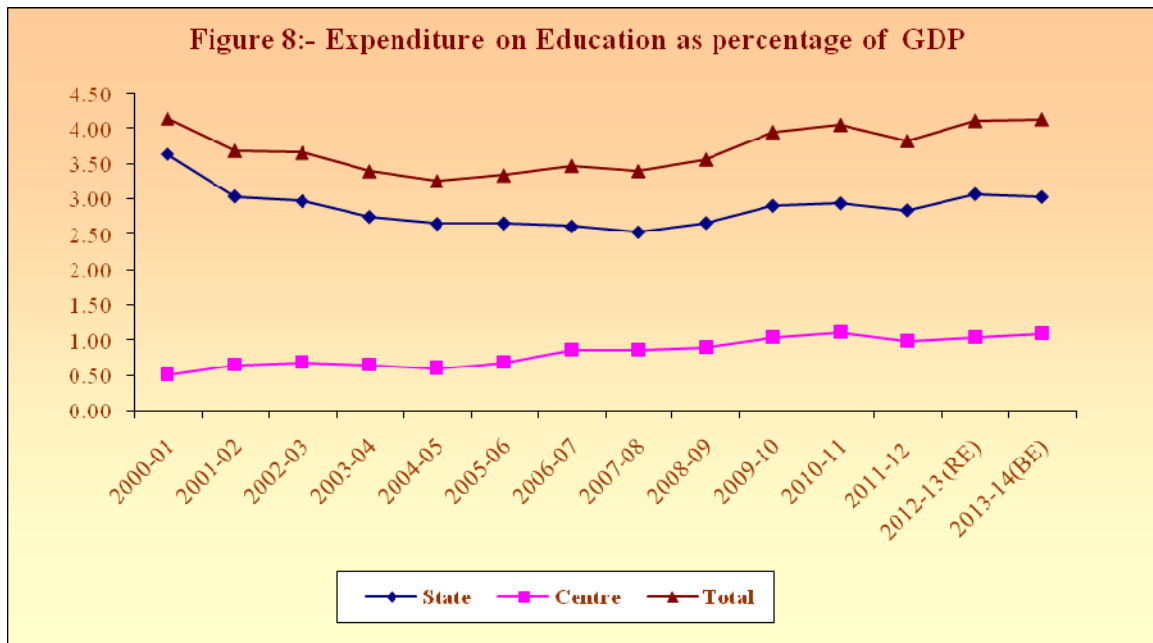


Figure-8 based on Table 5 indicates the year-wise expenditure on education as percentage of National GDP for States, Centre and Total. It may be seen here that total expenditure on education as percentage of GDP was highest (4.14%) in 2000-01 but this level could not be sustained in the following year and comes down to 3.26% in the year 2004-05. After that it again started increasing but at a very slow rate.

If we look at the percentage for Centre and States separately, we found that centre's share showing an increasing trend over the years and gone up from 0.51% in 2000-01 to 1.19% in 2013-14, while state's share has declined from 3.63% in the year 2000-01 to 3.03% in 2013-14.

**The total expenditure on the Revenue Account at the all India level during 2013-14 formed 26.19% of the total Gross Domestic Product (GDP) and only 3.25% of the GDP was provided in the budgets of the education departments. When the provision for education for all departments including education departments is taken into account this percentage works out to be 4.13%.**

Table - 6 shows the absolute estimated public expenditure and estimated public expenditure on Education as percentage of Gross Domestic Product (GDP) sector wise as well as with the break up of States/UTs. and Center for the year 2011-12(Actual), 2012-13(Revised Estimates) and 2013-14(Budget Estimates). The expenditure on elementary education is about 1.84% of GDP which is maximum among all other sub

sectors of education followed by secondary education which is hovering around 1.03% of GDP. Contribution made by adult education (0.01) as percentage of GDP is lowest among all the sub sectors followed by university & Higher Education and Technical education for which it is around 0.63% and 0.62% respectively.

The percentage of total budgeted expenditure of States/UTs to their Gross State Domestic Product is worked out in Table-7.

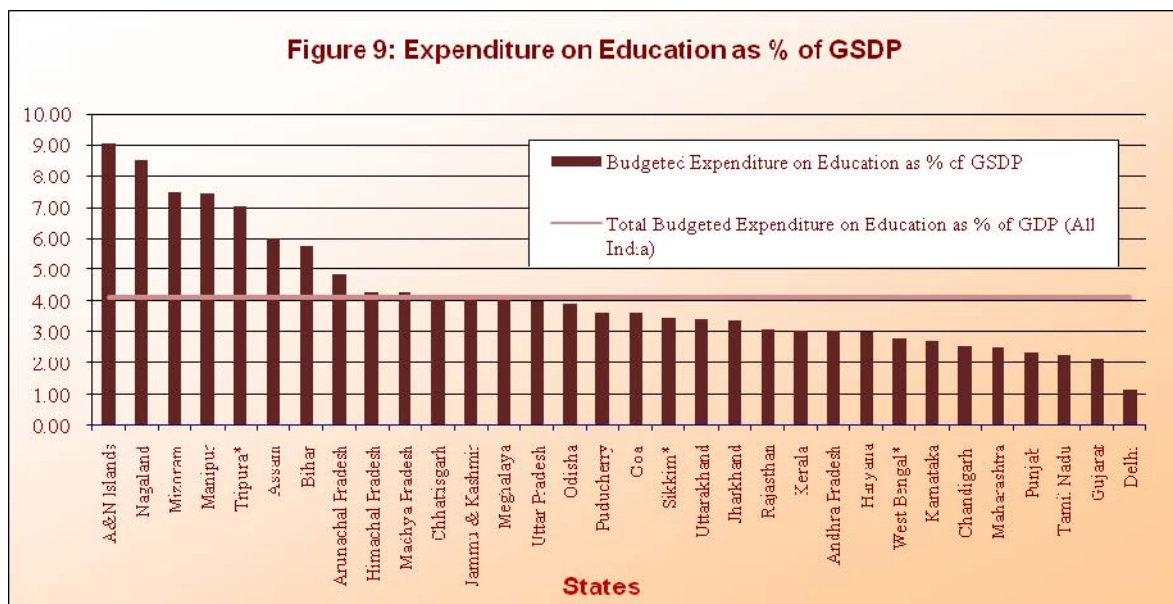


Figure-9 indicates the State-wise relationship between budgeted expenditure on education for all departments on Revenue Account in terms of the Gross State Domestic Product for the available years of various States and Union Territories for the purpose of comparative study. It is observed from the graph that the percentage of expenditure on education is below the National GDP in respect of the major states such as Uttar Pradesh ,Haryana, Gujarat, Punjab, West Bengal, Goa, Maharashtra, Andhra Pradesh, Odisha, Karnataka, Kerala, Tamil Nadu, Jharkhand, Rajasthan , Chandigarh, Uttarakhand, Sikkim and Puducherry.

#### IV. BUDGETED EXPENDITURE ON EDUCATION (CAPITAL ACCOUNT)

This head accommodates the capital expenditure outside the Revenue Account and loans and advances for all States/UTs and at the centre. Capital expenditure and loans for education are quite meager in comparison with the expenditure under Revenue Account.

Statement (27) in the Appendices indicates the State-wise capital expenditure outside the Revenue Account and loans for education made by the Education Departments of all States/UTs for the year 2011-12 (Actual) which amounted to Rs.3040.82 crore constituting 1.72% of the total capital account outside the Revenue Account. Among States, this percentage is highest in the case of Sikkim (9.16%) and no provision was made in Jammu & Kashmir, Meghalaya and Mizoram. Among Union Territories, this percentage is in the range of 2.64% for Puducherry and 7.59% in Delhi.

During 2011-12 (Actuals), the total loans provided by the Education Departments of all States/UTs amounted to Rs.111.19 crore forming 0.26% of the total loan and advances. Among Union Territories, only Delhi has made a provision of Rs.50.00 crore loans for education.

Statement (28) in the Appendices shows the Revised Estimates of capital expenditure on education for all States/UTs in 2012-13 which increased to Rs.6267.57 crore forming 2.63% of the total capital expenditure outside the Revenue Account for all States/UTs. This percentage varies from 0.00% in Assam to 11.73% in Punjab. Among Union Territories, the highest percentage is observed in Chandigarh 12.25% and the lowest in Puducherry 2.02%.

Loans and advances for education provided by education departments of all States/UTs amounted to Rs.49.26 crore or 0.18% of the total loans and advances for all States/UTs. Among States, this percentage is highest in the case of Sikkim ( 92.59%) and lowest in the case of Assam (0.03). No provision has been made other than the States of Assam, Goa, Madhya Pradesh, Odisha, Rajasthan and Sikkim under this head. Among the Union Territories only Delhi had made some provision under this head.

Statement (29) in the Appendices shows State/UT-wise capital expenditure outside the Revenue Account and loans for education provided by the Education Departments for the years 2013-14 (Budget Estimates). The total budgeted capital expenditure outside the Revenue Account proposed for education amounts to Rs.6841.71 crore forming 2.45% of the total capital expenditure outside the Revenue Account for all States/UTs. This percentage is highest in the case of West Bengal (5.93%) and the lowest in the case of Manipur (0.27%). Among Union Territories, it ranged from 1.38% in Puducherry to 9.88 % in Daman and Diu.

A provision of Rs.26.76 crore was made for loans for education by the Education Departments of all States/UTs taken together, constituting 0.08% of the total loans and advances for Education department. The highest percentage is in the case of Sikkim (96.15%) and lowest in the case of West Bengal ( 0.01%). No provision for loans was made other than the States of Assam, Goa, Madhya Pradesh , Odisha, Rajasthan, Sikkim and West Bengal and Delhi. No provision for loans was made by the Union Territories.

Table (8) indicates the States/Union Territory-wise percentage provision for education to the total State budget under the capital account and loans & advances for the year 2011-12 (Actuals), 2012-13(Revised Estimates) and 2013-14 (Budget Estimates).

## **V. BUDGETED EXPENDITURE ON EDUCATION (REVENUE AND CAPITAL ACCOUNT)**

Statement (30) in the Appendices gives in summary form the budget provision for education by the Education Departments under all the three accounts i.e. (i) Revenue Account, (ii) capital Account (outside Revenue Account) and (iii) Loans & Advances during the year 2013-14 (BE). The provisions have been indicated separately for each State and Union Territory and for the Centre.

Col. (3) of the Statement indicates the total Revenue Account for the Education Departments Rs.365965.23 crore which comprises Rs. 280777.66 crore for States, Rs.6486.52 crore for Union Territories and Rs. 78701.04 crore for the Centre. According to the State-wise distribution of funds for education by the Education Departments under the Revenue Account, the highest amount of Rs.35751.94 crore is proposed by Maharashtra followed by Uttar Pradesh Rs. 32679.50 crore and Andhra Pradesh Rs. 19360.07 crore.

Similarly, under Col.(6), the total capital expenditure on education comes to Rs.6841.71 crore comprising Rs. 6262.47 crore for the State Education Departments, Rs.579.24 crore for the Union Territories Education Departments and Rs. 0.00 crore for the Centre.

A total amount of Rs. 26.76 crore is shown as loans for education under col.(9) comprising for State education Departments and Union Territories Education

Departments and the Centre have no provision under this head.

In terms of percentages, 18.95% of the total Revenue Account of all Departments for all States/UTs has been provided for education while 5.48% is proposed for the Centre. The combined percentage of education departments of the States/UTs and the centre to the total budget (Revenue Account) works out to 12.40%.

The percentage provision on the capital account outside the Revenue Account of the Education Departments for all States/UTs works out to 2.45% while for the Centre, it was nil. The combined percentage provision for States/UTs and the Centre is 1.38%.

The share of loans for education by the Education Departments of all States and Union Territories to the total loans and advances is 0.08% and no amount is proposed for the Centre and Union Territories departments.

The combined percentage provision made by the Education Departments of all States/UTs and the Centre on Revenue account, Capital Account and Loans to the total Revenue Account, Capital Account and Loans and Advances works out to 10.66% (16.07% for States/UTs and 4.72% for the centre).

Statement No.31 in the Appendices shows the Total State Budget of all States/UTs and Centre for the year 2011-12 (Actuals), 2012-13 (Revised Estimates) and Budget-Estimates for 2013-14.

\*\*\*

**VI. METHOD OF ESTIMATION OF SECTOR-WISE EXPENDITURE ON EDUCATION.**

In Table-6 the sector-wise Public expenditure for various sectors viz. Elementary Education, Secondary Education, University & Higher Education, Adult Education and Technical Education contains expenditure on these sectors by other departments also included while incorporating the expenditure of other Departments in various sectors, the expenditure incurred by Ministries of Railways, Defence, Labour and Employment, Social Justice & Empowerment, Culture, Tribal Development, Development of North Eastern Region and Department of Women & Child Development mainly goes towards Elementary and Secondary Education sectors and therefore expenditure incurred by these Ministries has been counted towards Elementary & Secondary Education sectors. This expenditure has been thereafter segregated into Elementary and Secondary in the same proportion as that of the expenditure incurred by the Education Department on these two sectors.

Expenditure incurred by the Ministries of Agriculture, Civil Aviation, Finance, Home Affairs, External Affairs, Environment & Forests, Rural Development, Panchayat Raj, Shipping, Road Transport & Highways, Tourism, Urban Development, Water Resources, Youth Affairs & Sports and Consumer Affairs, Food & Public Distribution presumably mainly goes to towards Higher Education sector and therefore expenditure incurred by these Ministries has been counted towards University & Higher Education sector.

Expenditure incurred by the Ministries of Health & Family Welfare, Information & Broadcasting, Power, Science & Technology, Small Scale Industries, Earth Science and Mines goes towards Technical Education sector same as above.

As regard to expenditure incurred by other departments of States, separate ministry wise break up is not available. Therefore to arrive at the sub sector wise expenditure of other departments of States Governments, same ratio has been used as found in case of other departments' expenditure of education at the centre.

The above methodology has been adopted with the approval of Secretary (HE) in file No. 7-1/2008-P&M.



# **ANALYTICAL TABLES**

Table No. (1) - Budgeted Expenditure on Education by Education Department and Other Department

(Rupees in Crores)

	Actuals ( 2011-12)			Revised Estimates ( 2012-13)			Budget Estimates ( 2013-14 )		
	Expenditure on Education			Expenditure on Education			Expenditure on Education		
	Education Department	Other Department	Total	Education Department	Other Department	Total	Education Department	Other Department	Total
1	2	3	4	5	6	7	8	9	10
<b>Centre</b>									
Revenue	60260.79	25813.73	86074.52	66818.97	36492.85	103311.82	78701.04	45417.11	124118.15
	(5.26)	(2.25)	(7.51)	(5.29)	(2.89)	(8.18)	(5.48)	(3.16)	(8.64)
Capital	0.00	0.00	0.00	0.00	0.00	0.00	0.00	0.00	0.00
	(0.00)	(0.00)	(0.00)	(0.00)	(0.00)	(0.00)	(0.00)	(0.00)	(0.00)
Loans and Advances	0.00	0.00	0.00	0.00	0.00	0.00	0.00	0.00	0.00
	(0.00)	(0.00)	(0.00)	(0.00)	(0.00)	(0.00)	(0.00)	(0.00)	(0.00)
Total	60260.79	25813.73	86074.52	66818.97	36492.85	103311.82	78701.04	45417.11	124118.15
	(4.62)	(1.98)	(6.60)	(4.67)	(2.55)	(7.22)	(4.72)	(2.73)	(7.45)
<b>States/UTs</b>									
Revenue	209830.99	38024.87	247855.86	254935.21	50174.68	305109.89	287264.19	53760.46	341024.65
	(19.01)	(3.44)	(22.45)	(18.79)	(3.70)	(22.49)	(18.95)	(3.55)	(22.50)
Capital	3040.82	0.00	3040.82	6267.57	0.00	6267.57	6841.71	0.00	6841.71
	(1.72)	(0.00)	(1.72)	(2.63)	(0.00)	(2.63)	(2.45)	(0.00)	(2.45)
Loans and Advances	111.19	0.00	111.19	49.26	0.00	49.26	26.76	0.00	26.76
	(0.26)	(0.00)	(0.26)	(0.13)	(0.00)	(0.13)	(0.08)	(0.00)	(0.08)
Total	212983.00	38024.87	251007.87	261252.04	50174.68	311426.72	294132.66	53760.46	347893.12
	(16.09)	(2.87)	(18.96)	(16.00)	(3.07)	(19.08)	(16.07)	(2.94)	(19.01)
<b>Total(Centre + States/UTs)</b>									
Revenue	270091.78	63838.60	333930.38	321754.18	86667.53	408421.71	365965.23	99177.57	465142.80
	(12.00)	(2.84)	(14.84)	(12.28)	(3.31)	(15.59)	(12.40)	(3.36)	(15.76)
Capital	3040.82	0.00	3040.82	6267.57	0.00	6267.57	6841.71	0.00	6841.71
	(0.94)	(0.00)	(0.94)	(1.60)	(0.00)	(1.60)	(1.38)	(0.00)	(1.38)
Loans and Advances	111.19	0.00	111.19	49.26	0.00	49.26	26.76	0.00	26.76
	(0.21)	(0.00)	(0.21)	(0.09)	(0.00)	(0.09)	(0.06)	(0.00)	(0.06)
Total	273243.79	63838.60	337082.39	328071.01	86667.53	414738.54	372833.70	99177.57	472011.27
	(10.40)	(2.43)	(12.83)	(10.71)	(2.83)	(13.54)	(10.66)	(2.84)	(13.50)

NOTE---Figures in brackets indicate percentage to total Budget of all Sectors.

**Table No. (2) - Budgeted Expenditure (Plan and Non-Plan) by Education and Other Departments (Revenue Account)**  
(Rupees in Crores)

	Actuals ( 2011-12)			Revised Estimates ( 2012-13)			Budget Estimates ( 2013-14 )		
	Expenditure on Education			Expenditure on Education			Expenditure on Education		
	Education Department	Other Department	Total	Education Department	Other Department	Total	Education Department	Other Department	Total
1	2	3	4	5	6	7	8	9	10
<b><u>Centre</u></b>									
Plan	50769.20 (15.21)	18268.61 (5.47)	69037.81 (20.68)	56207.97 (16.37)	19629.16 (5.71)	75837.13 (22.08)	65107.00 (14.69)	27182.50 (6.13)	92289.50 (20.82)
Non Plan	9491.60 (1.17)	7545.12 (0.93)	17036.72 (2.10)	10611.00 (1.15)	16863.69 (1.83)	27474.69 (2.98)	13594.04 (1.37)	18234.61 (1.83)	31828.65 (3.20)
Total	60260.80 (5.26)	25813.73 (2.25)	86074.53 (7.51)	66818.97 (5.29)	36492.85 (2.89)	103311.82 (8.18)	78701.04 (5.48)	45417.11 (3.16)	124118.15 (8.64)
<b><u>States/Uts</u></b>									
Plan	34404.42 (13.84)	16520.50 (6.64)	50924.92 (20.48)	51040.82 (14.91)	23048.58 (6.73)	74089.40 (21.64)	60432.51 (15.61)	25617.38 (6.62)	86049.89 (22.23)
Non Plan	175426.57 (20.51)	21504.37 (2.51)	196930.94 (23.03)	203894.39 (20.10)	27126.09 (2.67)	231020.48 (22.77)	226831.68 (20.10)	28143.07 (2.49)	254974.75 (22.59)
Total	209830.99 (19.01)	38024.87 (3.44)	247855.86 (22.45)	254935.21 (18.79)	50174.67 (3.70)	305109.88 (22.49)	287264.19 (18.95)	53760.45 (3.54)	341024.64 (22.49)
<b><u>Total(Centre + States/Uts)</u></b>									
Plan	85173.62 (14.63)	34789.11 (5.97)	119962.73 (20.60)	107248.79 (15.64)	42677.74 (6.22)	149926.53 (21.86)	125539.51 (15.12)	52799.88 (6.36)	178339.39 (21.48)
Non Plan	184918.17 (11.09)	29049.49 (1.74)	213967.66 (12.83)	214505.39 (11.09)	43989.78 (2.27)	258495.17 (13.36)	240425.72 (11.33)	46377.68 (2.19)	286803.40 (13.52)
Total	270091.79 (12.01)	63838.60 (2.83)	333930.39 (14.84)	321754.18 (12.28)	86667.52 (3.31)	408421.70 (15.59)	365965.23 (12.40)	99177.56 (3.36)	465142.79 (15.76)

NOTE---Figures in brackets indicate percentage to total Budget of all Sectors.

Table No. (3) - Budgeted Expenditure on Education and Training (Revenue Account)

(Rupees in Crores)

1	Actuals ( 2011-12)			Revised Estimates ( 2012-13)			Budget Estimates ( 2013-14 )		
	Centre 2	States/Uts 3	Total 4	Centre 5	States/Uts 6	Total 7	Centre 8	States/Uts 9	Total 10
<b>Education</b>									
Education Deptts	60260.80 (5.26)	209830.99 (19.01)	270091.79 (12.01)	66818.97 (5.29)	254935.21 (18.79)	321754.18 (12.28)	78701.04 (5.48)	287264.19 (18.95)	365965.23 (12.40)
Other Depts	23942.86 (2.09)	28847.14 (2.61)	52790.00 (2.35)	34505.41 (2.73)	37330.30 (2.75)	71835.71 (2.74)	42485.40 (2.96)	39149.93 (2.58)	81635.33 (2.76)
Total	84203.66 (7.35)	238678.13 (21.62)	322881.79 (14.35)	101324.38 (8.02)	292265.51 (21.54)	393589.89 (15.02)	121186.44 (8.44)	326414.12 (21.53)	447600.56 (15.16)
<b>Training</b>									
Formal	1602.66 (0.14)	9032.07 (0.82)	10634.73 (0.47)	1710.52 (0.14)	12680.53 (0.93)	14391.05 (0.55)	2592.67 (0.18)	14440.45 (0.95)	17033.12 (0.58)
Informal	268.20 (0.02)	145.67 (0.01)	413.87 (0.02)	276.92 (0.02)	163.85 (0.01)	440.77 (0.02)	339.05 (0.02)	170.07 (0.01)	509.12 (0.01)
Total	1870.86 (0.16)	9177.74 (0.83)	11048.60 (0.49)	1987.44 (0.16)	12844.38 (0.94)	14831.82 (0.57)	2931.72 (0.20)	14610.52 (0.96)	17542.24 (0.59)
<b>Grand Total</b>	<b>86074.52</b> (7.51)	<b>247855.87</b> (22.45)	<b>333930.39</b> (14.84)	<b>103311.82</b> (8.18)	<b>305109.89</b> (22.48)	<b>408421.71</b> (15.59)	<b>124118.16</b> (8.64)	<b>341024.64</b> (22.49)	<b>465142.80</b> (15.75)

NOTE---Figures in brackets indicate percentage to total Budget of all Sectors.

**Table-4 Budgeted Expenditure on Education by Education Department of Central Government (Revenue Account)**  
(Rs in thousands)

S.No.	Sectors	Actuals ( 2011-12)			Revised Estimates ( 2012-13)			Budget Estimates ( 2013-14 )		
		Plan	Non-Plan	total	Plan	Non-Plan	total	Plan	Non-Plan	total
		2	3	4	5	6	7	8	9	10
	<b>Elementary Education</b>									
1	Teachers Training(Strengthening of Teachers Training Institutions)	3652400	0	3652400	2920000	0	2920000	5000000	0	5000000
2	Sarva Siksha Abhiyan	208414700	0	208414700	236450000	0	236450000	272580000	0	272580000
3	Mid Day Meal	98907100	0	98907100	115000000	0	115000000	132150000	0	132150000
4	National Bal Bhawan Society	36500	58800	95300	54500	68300	122800	80000	76600	156600
5	Mahila Samakhya(EAP)	499200	0	499200	600000	0	600000	600000	0	600000
6	Scheme for providing Quality Education in Madrassas	1395300	0	1395300	1950000	0	1950000	1750000	0	1750000
7	Infrastructure Development In Minority Institution(IDMI)	484400	0	484400	283900	0	283900	500000	0	500000
	<b>TOTAL (Elementary Education)</b>	<b>313389600</b>	<b>58800</b>	<b>313448400</b>	<b>357258400</b>	<b>68300</b>	<b>357326700</b>	<b>412660000</b>	<b>76600</b>	<b>412736600</b>
	Source: Outcome Budget for the Year 2013-14									

**Table-4 Budgeted Expenditure on Education by Education Department of Central Government (Revenue Account)**  
(Rs in thousands)

S.No.	Sectors	Actuals ( 2011-12)			Revised Estimates ( 2012-13)			Budget Estimates ( 2013-14 )		
		Plan	Non-Plan	total	Plan	Non-Plan	total	Plan	Non-Plan	total
		2	3	4	5	6	7	8	9	10
	<b>Secondary Education</b>									
1	NCERT	217900	1980500	2198400	117000	1765400	1882400	150000	2283000	2433000
2	KVS	3500000	18850000	22350000	3500000	21043400	24543400	3500000	22492400	25992400
3	NIOS	85000	0	85000	300	0	300	1000	0	1000
4	Navodaya Vidyalaya Samiti	12000000	4219000	16219000	12500000	4714000	17214000	12500000	4982900	17482900
5	Central Tibetan School Society	71500	416500	488000	49800	426200	476000	60000	461400	521400
6	I E D S S (disabled child)	831600	0	831600	280500	0	280500	500000	0	500000
7	Information & Communication Technology (ICT) in Schools	4957200	0	4957200	3500000	0	3500000	3500000	0	3500000
8	Access & Equity	1500	0	1500	300	0	300	0	0	0
9	Joint Indo Mongolian School at Ulaanbaator, Mongolia	1700	0	1700	8300	0	8300	0	0	0
10	Vocationalisation of Education	165000	0	165000	800000	0	800000	801000	0	801000
11	National Scheme for Incentive to Girls for Sec Edn(SUCCESS)	1631700	0	1631700	1000000	0	1000000	1000000	0	1000000
12	Construction of Girls Hostels for Sec/Hr Sec Schools	1947000	0	1947000	3270000	0	3270000	4500000	0	4500000
13	National Award to Teachers	0	18800	18800	0	25200	25200	0	27000	27000
14	Rashtriya Madhyamic Shiksha Abhiyan(RMSA)	24998100	0	24998100	31726300	0	31726300	39830000	0	39830000
15	Setting up of 6000 Model Schools at Block Level	10883900	0	10883900	7500000	0	7500000	10000000	0	10000000
16	National Means cum Merit Scholarship for Studying in Class IX-XII	626900	0	626900	700000	0	700000	700000	0	700000
17	Appointment of Language Teachers	177400	0	177400	19100	0	19100	58000	0	58000
18	Secretariat *	0	47700	47700	0	54200	54200	0	60600	60600
	<b>Total (Secondary Education)</b>	<b>62096400</b>	<b>25532500</b>	<b>87628900</b>	<b>64971600</b>	<b>28028400</b>	<b>93000000</b>	<b>77100000</b>	<b>30307300</b>	<b>107407300</b>

**Table-4 Budgeted Expenditure on Education by Education Department of Central Government (Revenue Account)**  
(Rs in thousands)

S.No.	Sectors	Actuals ( 2011-12)			Revised Estimates ( 2012-13)			Budget Estimates ( 2013-14 )		
		Plan	Non-Plan	total	Plan	Non-Plan	total	Plan	Non-Plan	total
		2	3	4	5	6	7	8	9	10
<b>University &amp; Higher Education</b>										
1	UGC including Central & Deemed Uni	53415000	44002300	97417300	58408200	47329600	105737800	57170000	50667400	107837400
2	Establishment of Rural University	11470	13700	25170	17900	11800	29700	0	0	0
3	AIU	5830	3200	9030	4900	2700	7600	7500	3200	10700
4	Shastri Indo-Canadian Institute	0	27000	27000	0	27700	27700	0	27700	27700
5	IAS Simla	81077	72500	153577	115000	97200	212200	0	0	0
6	National Research Professors	0	11645	11645	0	12200	12200	0	13000	13000
7	Project of History of Indian Science,Philosophy & Culture	10243	0	10243	12400	0	12400	0	0	0
8	Assistance to state govt of degree colleges	0	0	0	100000	0	100000	520000	0	520000
9	Education Loan Interest Subsidy	6970089	0	6970089	8000000	0	8000000	0	0	0
10	ICSSR	340000	439800	779800	925700	489000	1414700	0	0	0
11	ICHR	61189	89800	150989	55100	107400	162500	0	0	0
12	ICPR	48864	33936	82800	52000	42200	94200	0	0	0

**Table-4 Budgeted Expenditure on Education by Education Department of Central Government (Revenue Account)**  
(Rs in thousands)

S.No.	Sectors	Actuals ( 2011-12)			Revised Estimates ( 2012-13)			Budget Estimates ( 2013-14 )		
		Plan	Non-Plan	total	Plan	Non-Plan	total	Plan	Non-Plan	total
		2	3	4	5	6	7	8	9	10
13	Estb of Tribunals,NCHER,NFC etc	0	0	0	100	0	100	10000	0	10000
14	National Mission on Teachers & Trn	0	0	0	100	0	100	1000000	0	1000000
15	Refund of Income Tax	0	16400	16400	0	15400	15400	0	16400	16400
16	Improvement in salary scales of University & Colleges	0	0	0	0	1000000	1000000	0	22500000	22500000
17	RUSA	0	0	0	0	0	0	5000000	0	5000000
18	National initiative for quality higher Edn in Indian Languages	0	0	0	0	0	0	10000	0	10000
19	National initiative for excellence in humanities & social sciences	0	0	0	0	0	0	1300000	809500	2109500
20	National initiative on Sports & wellness	0	0	0	0	0	0	10000	0	10000
21	National initiative on inclusion of persons with disabilities in Hr Edn	0	0	0	0	0	0	10000	0	10000
22	National initiative to foster social responsibility	0	0	0	0	0	0	10000	0	10000
23	Interest subsidy & contribution for guarantee fund	0	0	0	0	0	0	11000000	0	11000000
24	Other Items	0	97	97	0	100	100	0	100	100
	<b>TOTAL University &amp; Higher Education</b>	<b>60943762</b>	<b>44710378</b>	<b>105654140</b>	<b>67691400</b>	<b>49135300</b>	<b>116826700</b>	<b>76047500</b>	<b>74037300</b>	<b>150084800</b>



**Table-4 Budgeted Expenditure on Education by Education Department of Central Government (Revenue Account)**  
(Rs in thousands)

S.No.	Sectors	Actuals ( 2011-12)			Revised Estimates ( 2012-13)			Budget Estimates ( 2013-14 )		
		Plan	Non-Plan	total	Plan	Non-Plan	total	Plan	Non-Plan	total
		2	3	4	5	6	7	8	9	10
<b>Language Development</b>										
1	Directorate of Hindi	114900	90917	205817	200000	114800	314800	160000	124800	284800
2	Commission for Scientific & Technical Terminology	51000	29669	80669	70000	30300	100300	80000	32800	112800
3	Grants to Hindi Shiksha Mandal Agra (KHS)	63800	145200	209000	100000	204000	304000	0	0	0
4	National Council For Promotion Of Urdu	335000	0	335000	400000	0	400000	0	0	0
5	Central Institute of Indian Languages Mysore	239352	95756	335108	450000	113700	563700	460000	124200	584200
6	Promotion of Sindhi Language	20000	0	20000	25000	0	25000	0	0	0
7	Development of Tamil Language	120000	0	120000	92800	0	92800	0	0	0
8	Rashtriya Sanskrit Sansthan	590000	490000	1080000	894800	561000	1455800	0	0	0
9	Maharishi Sandipani Rashtriya Ved Vidya Pratisthan	120000	0	120000	320000	0	320000	0	0	0
10	Grants for promotion of Indian Languages	0	0	0	0	0	0	2300000	830200	3130200
<b>TOTAL Language Development</b>		<b>1654052</b>	<b>851542</b>	<b>2505594</b>	<b>2552600</b>	<b>1023800</b>	<b>3576400</b>	<b>3000000</b>	<b>1112000</b>	<b>4112000</b>
<b>Book Promotion &amp; IPR</b>										
1	National Book Trust/Inst for book promotion	113777	175000	288777	153800	210900	364700	199800	248300	448100
2	Grants for book promotion Activities	160	0	160	200	0	200	200	0	200
3	Intellectual Property Education, Research & Public Outreach	34153	0	0	44700	0	44700	0	0	0
4	Promotion of Copyright & IPR	0	0	0	0	0	0	60000	0	60000
5	Copyright Board	0	0	0	0	0	0	0	20000	20000
<b>TOTAL Book Promotion</b>		<b>148090</b>	<b>175000</b>	<b>323090</b>	<b>198700</b>	<b>210900</b>	<b>409600</b>	<b>260000</b>	<b>268300</b>	<b>528300</b>

**Table-4 Budgeted Expenditure on Education by Education Department of Central Government (Revenue Account)**  
(Rs in thousands)

S.No.	Sectors	Actuals ( 2011-12)			Revised Estimates ( 2012-13)			Budget Estimates ( 2013-14 )		
		Plan	Non-Plan	total	Plan	Non-Plan	total	Plan	Non-Plan	total
		2	3	4	5	6	7	8	9	10
<b>Planning &amp; Administration &amp; Global Engagement</b>										
1	NEUPA	119760	103355	223115	141700	131800	273500	170000	142700	312700
2	Collection of Edn Statistics	0	0	0	100	0	100	0	0	0
3	Auroville Management	118000	0	118000	110000	0	110000	120000	0	120000
4	Strengthening of External Academic Relations	703	0	703	1000	0	1000	0	0	0
5	INC /UNESCO related Activities	9270	121900	131170	94600	151700	246300	0	144000	144000
6	Expansion on Mission de L 'inde in Paris	0	0	0	1000	0	1000	0	0	0
7	Initiative for global engagement	0	0	0	0	0	0	592500	0	592500
8	Strengthening of governance & accreditation system	0	0	0	0	0	0	10000	0	10000
9	Setting up of Institute /Academics for academic leadership	0	0	0	0	0	0	10000	0	10000
10	Strenghtning statistical & public information system	0	0	0	0	0	0	10000	0	10000
11	Web based Hr Edn data management system	0	0	0	0	0	0	10000	0	10000
12	Centres for Hr Edn Res conduct of Longitudinal studies & surveys	0	0	0	0	0	0	10000	0	10000
13	Secretariat	19000	580400	599400	15000	830400	845400	0	904200	904200
14	National commission for Minority Edn Institutions	0	21804	21804	0	24600	24600	0	26900	26900
15	NMCME	0	2000	2000	0	2400	2400	0	2600	2600
16	Exp on Seminar,committee,meeting etc.TA/DA to non-officials	0	2156	2156	0	3400	3400	0	5000	5000
17	Educational Institutions Abroad	0	60944	60944	0	64300	64300	0	70800	70800
	<b>TOTAL (Planning &amp; Admn &amp; Global engagement)</b>	<b>266733</b>	<b>892559</b>	<b>1159292</b>	<b>363400</b>	<b>1208600</b>	<b>1572000</b>	<b>932500</b>	<b>1296200</b>	<b>2228700</b>

**Table-4 Budgeted Expenditure on Education by Education Department of Central Government (Revenue Account)**  
(Rs in thousands)

S.No.	Sectors	Actuals ( 2011-12)			Revised Estimates ( 2012-13)			Budget Estimates ( 2013-14 )		
		Plan	Non-Plan	total	Plan	Non-Plan	total	Plan	Non-Plan	total
		2	3	4	5	6	7	8	9	10
	<b>Scholarship</b>									
1	Scholarship to Students from Non Hindi Speaking Area	0	0	0	0	12600	12600	0	15000	15000
2	Indian Scholars going Abroad-scholarship by Foreign Govt	0	7541	7541	0	8000	8000	0	8000	8000
3	Scholarship for College/University students	1631213	0	1631213	1581200	0	1581200	3500000	0	3500000
4	National Loan Scholarship written off	0	0	0	0	200	200	0	200	200
	<b>TOTAL Scholarship</b>	<b>1631213</b>	<b>7541</b>	<b>1638754</b>	<b>1581200</b>	<b>20800</b>	<b>1602000</b>	<b>3500000</b>	<b>23200</b>	<b>3523200</b>
	<b>Open &amp; Distance Edn &amp; ICT</b>									
1	Assistance to IGNOU & State Open Uni	500000	0	500000	550000	9000	559000	1250000	10000	1260000
2	National Mission in Edn through ICT	3800383	0	3800383	2220000	0	2220000	4000000	0	4000000
3	State Open University	410000	0	410000	500000	0	500000	0	0	0
4	Setting up of Commonwealth University	0	40000	40000	0	50000	50000	0	50000	50000
5	Other Items	0	0	0	0	900	900	0	900	900
	<b>Total Distance Learning</b>	<b>4710383</b>	<b>40000</b>	<b>4750383</b>	<b>3270000</b>	<b>59900</b>	<b>3329900</b>	<b>5250000</b>	<b>60900</b>	<b>5310900</b>

**Table-4 Budgeted Expenditure on Education by Education Department of Central Government (Revenue Account)**  
(Rs in thousands)

S.No.	Sectors	Actuals ( 2011-12)			Revised Estimates ( 2012-13)			Budget Estimates ( 2013-14 )		
		Plan	Non-Plan	total	Plan	Non-Plan	total	Plan	Non-Plan	total
		2	3	4	5	6	7	8	9	10
<b>Technical Education</b>										
1	Community Polytechnic	492200	0	492200	600000	0	600000	0	0	0
2	Indian Institute of Technology	12040000	11189400	23229400	13320000	13156000	26476000	24000000	14500900	38500900
3	National Institute of Technology	9600000	6282700	15882700	8628600	7491500	16120100	13000000	8090800	21090800
4	Programme for Apprenticeship Training-Scholarship & Stipends	326575	182200	508775	386100	182200	568300	490000	182200	672200
5	Board of Apprenticeship Training Bombay, Calcutta, Kanpur & Madras	22575	68500	91075	14800	96700	111500	35000	104700	139700
6	Indian Institute of Management	2150000	0	2150000	1138100	326900	1465000	3500000	387800	3887800
7	National Institute of Tech teachers Training & Research (NITTTR)	234500	490000	724500	320000	548100	868100	350000	615400	965400
8	National Institute of Industrial Engineering Mumbai (NIIE)	170000	254300	424300	60000	254900	314900	60000	272700	332700
9	National Institute of Foundry & Forge Technology Ranchi (NIFT)	140000	131700	271700	240000	209300	449300	0	0	0
10	School of Planning & Architecture	100000	179800	279800	62900	194200	257100	0	0	0
11	Sant Longowal Institute of Engineering & Technology Sangrur (SLIET)	72000	259400	331400	105200	245500	350700	0	0	0
12	Indian Institute of Science Bangalore	1340000	2235300	3575300	1800000	2185300	3985300	0	0	0
13	All India Council for Tech Edn	2300000	0	2300000	4000000	500	4000500	4200000	10000	4210000
14	North Eastern Reg Institute of Science & Tech, Itanagar (NERIST)	69900	297400	367300	28900	376000	404900	0	0	0
15	I I I T Allahabad	550000	140000	690000	700000	151000	851000	0	0	0
16	Polytechnic for disabled	22200	0	22200	17800	0	17800	0	0	0
17	Indian Inst of Information Tech & Mgmt ,Gwalior (IIITM)	300000	93800	393800	350000	98200	448200	0	0	0

**Table-4 Budgeted Expenditure on Education by Education Department of Central Government (Revenue Account)**  
(Rs in thousands)

S.No.	Sectors	Actuals ( 2011-12)			Revised Estimates ( 2012-13)			Budget Estimates ( 2013-14 )		
		Plan	Non-Plan	total	Plan	Non-Plan	total	Plan	Non-Plan	total
		2	3	4	5	6	7	8	9	10
18	Indian School of Mines ,Dhanbad	1000000	433100	1433100	1350000	539500	1889500	1100000	580900	1680900
19	Tech Edn Quality Improvement Project of Govt Of India	1831280	0	1831280	1976300	0	1976300	4000000	0	4000000
20	New Indian Institute of InformationTech ( New IIIT)	0	0	0	80100	0	80100	0	0	0
21	New 3 Indian Institute of Technology	6378820	0	6378820	7150000	0	7150000	0	0	0
22	New School of Planning & Admn	250000	0	250000	750000	0	750000	850000	0	850000
23	Setting up of New NIT s	800000	0	800000	1400000	0	1400000	0	0	0
24	Setting up of New IIMs	795300	0	795300	1000000	0	1000000	0	0	0
25	Women,s Hostel in Polytechnics	700500	0	700500	700000	0	700000	0	0	0
26	Training & Research in Frontier Areas	0	0	0	3300	0	3300	1000000	0	1000000
27	Asst to States for upgradation of existing / Setting up of New Polytechnics	8126900	0	8126900	4200000	0	4200000	0	0	0
28	IIIT, Desigh & Manufacturing at Kanchipuram	750000	0	750000	800000	0	800000	0	0	0
29	Indian Inst of Information Tech Jabalpur	550000	0	550000	650000	0	650000	0	0	0
30	Expansion & upgradation of State Engg Institute	0	0	0	100	0	100	0	0	0
31	Setting up of I I E S T	0	0	0	100	0	100	300000	0	300000
32	Central Intitute of Tech Kokrajhar	200000	0	200000	500000	0	500000	0	0	0
33	Indian Inst of Science for Edn, Res (IISER)	5799998	0	5799998	6800000	0	6800000	0	0	0
34	Quality improvement programme for Mgmt, Pharmacy, Edn & Hotel Mgmt	0	0	0	100	0	100	10000	0	10000
35	Setting up of IIITs in PPP	0	0	0	0	0	0	300000	0	300000
36	Establishment of multi-disciplinary Res Uni & Creation of Centres of Excellence ,System for Res Evaluation and Setting up of Centres for Research Evaluation	0	0	0	0	0	0	10000	0	10000

**Table-4 Budgeted Expenditure on Education by Education Department of Central Government (Revenue Account)**  
(Rs in thousands)

S.No.	Sectors	Actuals ( 2011-12)			Revised Estimates ( 2012-13)			Budget Estimates ( 2013-14 )		
		Plan	Non-Plan	total	Plan	Non-Plan	total	Plan	Non-Plan	total
		2	3	4	5	6	7	8	9	10
37	Setting up of Inter-Institutional Centres,Creation of Excellence Clusters & Network ,Establishing alliances across Institutions	0	0	0	0	0	0	10000	0	10000
38	Support to IISC & IISER	0	0	0	0	0	0	8595000	2329300	10924300
39	Support to Indian Inst of Information Tech ( Aild, Gwalior,Jabalpur & Kanchipuram)	0	0	0	0	0	0	2200000	271400	2471400
40	Asst to other Institute including SLIET,NERIST,NIFFT Ranchi ,CIT Kokrajhar	0	0	0	0	0	0	680000	899200	1579200
41	National initiative for Design Innovation	0	0	0	0	0	0	250000	0	250000
42	National initiative for Technology Transfer	0	0	0	0	0	0	250000	0	250000
43	Support for skill-based Hr Edn including Community Colleges	0	0	0	0	0	0	300000	0	300000
44	Support to SPA	0	0	0	0	0	0	0	209700	209700
45	Asian Institute of Technology Bangkok	0	3380	3380	0	1500	1500	0	3600	3600
46	Indian Nat Digi Lib in Eng Sci & Tech Consortium	0	380000	380000	0	263400	263400	0	263400	263400
47	International Technical Cooperation	0	0	0	0	0	0	0	100	100
	<b>TOTAL Technical Education.</b>	<b>57112748</b>	<b>22620980</b>	<b>79733728</b>	<b>59132400</b>	<b>26320700</b>	<b>85453100</b>	<b>65490000</b>	<b>28722100</b>	<b>94212100</b>
	<b>ADULT EDUCATION</b>									
1	Adult Education & Skill Development Scheme	4681200	0	4681200	4208900	0	4208900	5720000	0	5720000
2	Support to NGO in the field of Adult Education	961300	0	961300	804400	0	804400	1000000	0	1000000
3	Jan Shikshan Sansthan Delhi	0	4200	4200	0	7000	7000	0	7600	7600
4	National Literacy Mission/TA/DA	1500	0	1500	6900	300	7200	20000	700	20700
5	Directorate of Adult Edn	95000	22500	117500	39800	26000	65800	90000	28200	118200
	<b>Total Adult Education</b>	<b>5739000</b>	<b>26700</b>	<b>5765700</b>	<b>5060000</b>	<b>33300</b>	<b>5093300</b>	<b>6830000</b>	<b>36500</b>	<b>6866500</b>

**Table-4 Budgeted Expenditure on Education by Education Department of Central Government (Revenue Account)**  
(Rs in thousands)

S.No.	Sectors	Actuals ( 2011-12)			Revised Estimates ( 2012-13)			Budget Estimates ( 2013-14 )		
		Plan	Non-Plan	total	Plan	Non-Plan	total	Plan	Non-Plan	total
		2	3	4	5	6	7	8	9	10
1	<b>Elementary Education</b>	313389600	58800	313448400	357258400	68300	357326700	412660000	76600	412736600
2	<b>Secondary Education</b>	62096400	25532500	87628900	64971600	28028400	93000000	77100000	30307300	107407300
3	<b>University Education</b>	60943762	44710378	105654140	67691400	49135300	116826700	76047500	74037300	150084800
4	<b>Adult Education</b>	5739000	26700	5765700	5060000	33300	5093300	6830000	36500	6866500
5	<b>Language Development</b>	1654052	851542	2505594	2552600	1023800	3576400	3000000	1112000	4112000
6	<b>Technical Education</b>	57112748	22620980	79733728	59132400	26320700	85453100	65490000	28722100	94212100
7	<b>Book Promotion</b>	148090	175000	323090	198700	210900	409600	260000	268300	528300
8	<b>Planning &amp;Administration</b>	266733	892559	1159292	363400	1208600	1572000	932500	1296200	2228700
9	<b>Scholarship</b>	1631213	7541	1638754	1581200	20800	1602000	3500000	23200	3523200
10	<b>Distance Learning</b>	4710383	40000	4750383	3270000	59900	3329900	5250000	60900	5310900
11	<b>TOTAL</b>	<b>507691981</b>	<b>94916000</b>	<b>602607981</b>	<b>562079700</b>	<b>106110000</b>	<b>668189700</b>	<b>651070000</b>	<b>135940400</b>	<b>787010400</b>

**Table-4 Budgeted Expenditure on Education by Education Department of Central Government (Revenue Account)**  
(Rs in thousands)

S.No.	Sectors	Actuals ( 2011-12)			Revised Estimates ( 2012-13)			Budget Estimates ( 2013-14 )		
		Plan	Non-Plan	total	Plan	Non-Plan	total	Plan	Non-Plan	total
		2	3	4	5	6	7	8	9	10
1	<b>Elementary Education</b>	313389600	58800	313448400	357258400	68300	357326700	412660000	76600	412736600
2	<b>Secondary Education</b>	62096400	25532500	87628900	64971600	28028400	93000000	77100000	30307300	107407300
3	<b>Adult Education</b>	5739000	26700	5765700	5060000	33300	5093300	6830000	36500	6866500
4	<b>University/DL/Scholarship</b>	67285358	44757919	112043277	72542600	49216000	121758600	84797500	74121400	158918900
5	<b>Language Development</b>	1654052	851542	2505594	2552600	1023800	3576400	3000000	1112000	4112000
6	<b>Technical Education</b>	57112748	22620980	79733728	59132400	26320700	85453100	65490000	28722100	94212100
7	<b>General</b>	414823	1067559	1482382	562100	1419500	1981600	1192500	1564500	2757000
8	<b>TOTAL</b>	<b>507691981</b>	<b>94916000</b>	<b>602607981</b>	<b>562079700</b>	<b>106110000</b>	<b>668189700</b>	<b>651070000</b>	<b>135940400</b>	<b>787010400</b>



**Table-4 Budgeted Expenditure on Education by Education Department of Central Government (Revenue Account)**  
(Rs in thousands)

S.No.	Sectors	Actuals ( 2011-12)			Revised Estimates ( 2012-13)			Budget Estimates ( 2013-14 )		
		Plan	Non-Plan	total	Plan	Non-Plan	total	Plan	Non-Plan	total
		2	3	4	5	6	7	8	9	10
1	<b>Elementary Education</b>	313389600	58800	313448400	357258400	68300	357326700	412660000	76600	412736600
2	<b>Secondary Education</b>	62096400	25532500	87628900	64971600	28028400	93000000	77100000	30307300	107407300
3	<b>Adult Education</b>	5739000	26700	5765700	5060000	33300	5093300	6830000	36500	6866500
	<b>TOTAL ELEMENTARY</b>	<b>381225000</b>	<b>25618000</b>	<b>406843000</b>	<b>427290000</b>	<b>28130000</b>	<b>455420000</b>	<b>496590000</b>	<b>30420400</b>	<b>527010400</b>
4	<b>University Education</b>	60943762	44710378	105654140	67691400	49135300	116826700	76047500	74037300	150084800
5	<b>Language Development</b>	1654052	851542	2505594	2552600	1023800	3576400	3000000	1112000	4112000
6	<b>Technical Education</b>	57112748	22620980	79733728	59132400	26320700	85453100	65490000	28722100	94212100
7	<b>Book Promotion</b>	148090	175000	323090	198700	210900	409600	260000	268300	528300
8	<b>Planning &amp; Administration</b>	266733	892559	1159292	363400	1208600	1572000	932500	1296200	2228700
9	<b>Scholarship</b>	1631213	7541	1638754	1581200	20800	1602000	3500000	23200	3523200
10	<b>Distance Learning</b>	4710383	40000	4750383	3270000	59900	3329900	5250000	60900	5310900
	<b>TOTAL HIGHER</b>	<b>126466981</b>	<b>69298000</b>	<b>195764981</b>	<b>134789700</b>	<b>77980000</b>	<b>212769700</b>	<b>154480000</b>	<b>105520000</b>	<b>260000000</b>
	<b>GRAND TOTAL (Elementary+Higher)</b>	<b>507691981</b>	<b>94916000</b>	<b>602607981</b>	<b>562079700</b>	<b>106110000</b>	<b>668189700</b>	<b>651070000</b>	<b>135940400</b>	<b>787010400</b>

**Table-4 Budgeted Expenditure on Education by Education Department of Central Government (Revenue Account)**  
(Rs in thousands)

S.No.	Sectors	Actuals ( 2011-12)			Revised Estimates ( 2012-13)			Budget Estimates ( 2013-14 )		
		Plan	Non-Plan	total	Plan	Non-Plan	total	Plan	Non-Plan	total
		2	3	4	5	6	7	8	9	10
	<b>Capital Expenditure on Education</b>									
1		0	0	0	0	0	0	0	0	0
2		0	0	0	0	0	0	0	0	0
3		0	0	0	0	0	0	0	0	0
	<b>TOTAL</b>	0	0	0	0	0	0	0	0	0
	<b>Loans and Advances for Education</b>									
	<b>1 Secondary Education</b>									
a	National Merit cum Means Scholarship	0	0	0	0	0	0	0	0	0
		0	0	0	0	0	0	0	0	0
	<b>2 Technical Education</b>									
a	IIT Madras Res Park	0	0	0	0	0	0	0	0	0
b				0			0			0
	<b>TOTAL</b>	0	0	0	0	0	0	0	0	0

**Table (5) - Statement Indicating the Public Expenditure on Education as percentage of GDP**

S.No.	Year	G D P at current prices ( at factor cost) (Rs. in crore)	Total Expenditure on Education by Education Department (Rs. in crore)						Total Expenditure on Education by Education & Other Department (Rs. in crore)					
			States	Centre	States+Centre	States as % of GDP	Centre as % of GDP	(States+Centre) as % of GDP	States	Centre	States+Centre	States as % of GDP	Centre as % of GDP	(States+Centre) as % of GDP
1	2	3	4	5	6	7	8	9	10	11	12	13	14	15
1	1999-2000	1847273.00	53948.84	7332.62	61281.46	2.92	0.40	3.32	63909.23	10906.86	74816.09	3.46	0.59	4.05
2	2000-01	1991982.00	54572.84	7925.25	62498.09	2.74	0.40	3.14	72290.53	10195.95	82486.48	3.63	0.51	4.14
3	2001-02	2167745.00	56810.73	8036.98	64847.71	2.62	0.37	2.99	65746.19	14119.52	79865.71	3.03	0.65	3.68
4	2002-03	2338200.00	59472.29	9089.25	68561.54	2.54	0.39	2.93	69350.70	16156.63	85507.33	2.97	0.69	3.66
5	2003-04	2622216.00	62867.46	10177.47	73044.93	2.40	0.39	2.79	71978.28	17100.97	89079.25	2.74	0.65	3.40
6	2004-05	2971464.00	68169.62	13111.23	81280.85	2.29	0.44	2.73	78668.14	18025.96	96694.10	2.65	0.61	3.26
7	2005-06	3390503.00	76660.54	17823.16	94483.70	2.26	0.53	2.79	90018.94	23209.77	113228.71	2.66	0.68	3.34
8	2006-07	3953276.00	86466.89	23873.47	110340.36	2.19	0.60	2.79	103147.47	34236.52	137383.99	2.61	0.87	3.48
9	2007-08	4582086.00	98609.88	26769.75	125379.63	2.15	0.58	2.74	115877.90	39919.37	155797.27	2.53	0.87	3.40
10	2008-09	5303567.00	118386.73	34435.67	152822.40	2.23	0.65	2.88	141091.25	47977.59	189068.84	2.66	0.90	3.56
11	2009-10	6108903.00	150194.39	39941.69	190136.08	2.46	0.65	3.11	177232.79	64023.23	241256.02	2.90	1.05	3.95
12	2010-11	7248860.00	181604.73	51905.38	233510.11	2.51	0.72	3.22	212817.50	80660.73	293478.23	2.94	1.11	4.05
13	2011-12	8736039.00	209830.99	60260.79	270091.78	2.40	0.69	3.09	247855.86	86074.52	333930.38	2.84	0.99	3.82
14	2012-13 (RE)	9951344.00	254935.21	66818.97	321754.18	2.56	0.67	3.23	305109.89	103311.82	408421.71	3.07	1.04	4.10
15	2013-14 (BE)	11272764.00	287264.19	78701.04	365965.23	2.55	0.70	3.25	341024.65	124118.15	465142.80	3.03	1.10	4.13

Note:- GDP figures for 1999-2000 TO 2003-04 are on the base year 1999-00 series.From 2004-05 to 2010-11 GDP figures are on the base year 2004-05 Series. From 2011-12 onwards are on new series with base year 2011-12

Source : - GDP figures are taken from National Accounts Statistics and Press Note release by Central Statistics Organisation (CSO)

**Table 6: Statement indicating Public expenditure on Education as percentage of GDP  
Sector-wise (Estimated)**

SNo.	Sector	Expenditure (Rs in crore)			Expenditure (As % of GDP)		
		States/Uts	Centre	Total	States/Uts	Centre	Total
<b>Year 2011-12(Actual) GDP :- Rs. 8736039 crore( Provisional)</b>							
1	Elementary Education	113170.83	35993.94	149164.77	1.30	0.41	1.71
2	Secondary Education	75510.30	10062.61	85572.91	0.86	0.12	0.98
3	University & Higher Education	34845.17	19055.81	53900.98	0.40	0.22	0.62
4	Adlut Education	354.14	576.57	930.71	0.00	0.01	0.01
5	Technical Education	23975.42	20385.59	44361.01	0.27	0.23	0.51
<b>Total ( Education )</b>		<b>247855.86</b>	<b>86074.53</b>	<b>333930.39</b>	<b>2.84</b>	<b>0.99</b>	<b>3.82</b>
<b>Year 2012-13(RE) GDP :- Rs. 9951344 crore( Provisional)</b>							
1	Elementary Education	140145.92	44504.71	184650.63	1.41	0.45	1.86
2	Secondary Education	91324.34	11583.06	102907.40	0.92	0.12	1.03
3	University & Higher Education	40370.74	19673.17	60043.91	0.41	0.20	0.60
4	Adlut Education	574.93	509.33	1084.26	0.01	0.01	0.01
5	Technical Education	32693.96	27041.54	59735.50	0.33	0.27	0.60
<b>Total ( Education )</b>		<b>305109.88</b>	<b>103311.82</b>	<b>408421.70</b>	<b>3.07</b>	<b>1.04</b>	<b>4.10</b>
<b>Year 2013-14(BE) GDP :- Rs. 11272764 crore (Provisional)</b>							
1	Elementary Education	156165.65	51262.97	207428.63	1.39	0.45	1.84
2	Secondary Education	102328.99	13340.27	115669.26	0.91	0.12	1.03
3	University & Higher Education	45571.69	25567.34	71139.02	0.40	0.23	0.63
4	Adlut Education	637.42	686.65	1324.07	0.01	0.01	0.01
5	Technical Education	36320.90	33260.92	69581.83	0.32	0.30	0.62
<b>Total ( Education )</b>		<b>341024.65</b>	<b>124118.15</b>	<b>465142.80</b>	<b>3.03</b>	<b>1.10</b>	<b>4.13</b>

Table No. :7 Relationship between Budgeted Expenditure on Education and Gross State Domestic Product (GSDP) of States and Uts during 2013-14

(Rs.in crores)										
Sl. No.	States/UTs	Gross State Domestic Product at Current Prices, Base year-2011-12	Total State Revenue Budget	Total Expenditure on Education & Training by Education & Other Department	Total Expenditure on Education by Education Department	% of Total Revenue Budget to GSDP	% of Education & Training Budget to Total Revenue Budget	% of Education Budget of Education Department to Total Revenue Budget	% of Education & Training Budget of Education & Other Department to Total	% of Education Budget of Education Department to GSDP
1	2	3	4	5	6	7	8	9	10	11
1	Andhra Pradesh	928666.00	126749.41	28155.83	19360.07	13.65	22.21	15.27	3.03	2.08
2	Arunachal Pradesh	14498.00	4634.16	699.55	610.49	31.96	15.10	13.17	4.83	4.21
3	Assam	174884.00	38183.80	10458.25	9167.10	21.83	27.39	24.01	5.98	5.24
4	Bihar	329475.00	73257.62	19007.33	16363.55	22.23	25.95	22.34	5.77	4.97
5	Chhattisgarh	197330.00	35015.85	8307.12	7355.59	17.74	23.72	21.01	4.21	3.73
6	Goa	42243.00	7510.43	1512.58	1069.57	17.78	20.14	14.24	3.58	2.53
7	Gujarat	806745.00	81150.39	17183.91	13939.02	10.06	21.18	17.18	2.13	1.73
8	Haryana	395748.00	46223.56	11912.90	10233.37	11.68	25.77	22.14	3.01	2.59
9	Himachal Pradesh	92589.00	17646.98	3965.95	3512.92	19.06	22.47	19.91	4.28	3.79
10	Jammu & Kashmir	97400.00	28236.64	4067.25	3261.32	28.99	14.40	11.55	4.18	3.35
11	Jharkhand	194013.00	30435.08	6489.45	5319.72	15.69	21.32	17.48	3.34	2.74
12	Karnataka	797750.00	97390.53	21695.54	18154.07	12.21	22.28	18.64	2.72	2.28
13	Kerala	462916.00	60327.85	14161.22	11373.71	13.03	23.47	18.85	3.06	2.46
14	Madhya Pradesh	401372.00	74388.65	17149.40	13520.48	18.53	23.05	18.18	4.27	3.37
15	Maharashtra	1647506.00	155802.57	41719.45	35751.94	9.46	26.78	22.95	2.53	2.17
16	Manipur	15441.00	6692.95	1146.04	775.93	43.35	17.12	11.59	7.42	5.03
17	Meghalaya	23697.00	7333.27	987.90	839.59	30.95	13.47	11.45	4.17	3.54
18	Mizoram	9849.00	4657.61	738.37	687.19	47.29	15.85	14.75	7.50	6.98
19	Nagaland	16059.00	6141.02	1368.88	1238.64	38.24	22.29	20.17	8.52	7.71
20	Odisha	277271.00	49394.37	10912.49	8881.65	17.81	22.09	17.98	3.94	3.20
21	Punjab	334714.00	44412.46	7864.43	6704.89	13.27	17.71	15.10	2.35	2.00
22	Rajasthan	549701.00	76194.74	16911.56	15814.93	13.86	22.20	20.76	3.08	2.88
23	Sikkim*	12377.00	3983.31	423.94	340.55	32.18	10.64	8.55	3.43	2.75
24	Tamil Nadu	986461.00	117915.81	22386.00	19153.13	11.95	18.98	16.24	2.27	1.94
25	Tripura*	26810.00	6765.40	1888.24	1627.78	25.23	27.91	24.06	7.04	6.07
26	Uttarakhand	148035.00	18054.21	5052.51	4421.32	12.20	27.99	24.49	3.41	2.99
27	Uttar Pradesh	946508.00	167892.20	37689.50	32679.50	17.74	22.45	19.46	3.98	3.45
28	West Bengal*	706561.00	91891.77	19785.69	18619.63	13.01	21.53	20.26	2.80	2.64
29	A&N Islands	4776.00	2631.70	431.11	395.79	55.10	16.38	15.04	9.03	8.29
30	Chandigarh	24996.00	2942.44	637.84	462.21	11.77	21.68	15.71	2.55	1.85
31	Delhi	446807.00	24354.70	5215.76	4758.67	5.45	21.42	19.54	1.17	1.07
32	Puducherry	21113.00	4964.59	760.90	585.26	23.51	15.33	11.79	3.60	2.77
	<b>All India (2013-14)</b>	<b>11272764.00</b>	<b>2951873.31</b>	<b>465142.80</b>	<b>365965.23</b>	<b>26.19</b>	<b>15.76</b>	<b>12.40</b>	<b>4.13</b>	<b>3.25</b>
Note:	(i) GSDP figures pertain to the year 2013-14 and have been taken from Press Note/Release issued by National Accounts Division, CSO, MOSPI									
	* GSDP Base Year 2004-05									

**Table 8-Percentage of Capital Expenditure on education to Total Budget (Capital Account and Loans & Advances) - State-Wise**

Sl. No.	States/UTs	% of Capital Expenditure on Education to Total capital			% of Loans for Education to Total Loans and Advances		
		2011-12	2012-13	2013-14	2011-12	2012-13	2013-14
1	2	3	4	5	6	7	8
1	Andhra Pradesh	0.29	0.75	1.07	0.21	0.00	0.00
2	Arunachal Pradesh	7.59	2.71	0.43	0.00	0.00	0.00
3	Assam	0.01	0.00	0.00	0.00	0.03	0.01
4	Bihar	0.56	2.56	2.43	0.00	0.00	0.00
5	Chhattisgarh	2.99	3.41	3.76	0.00	0.00	0.00
6	Goa	3.31	3.28	3.47	30.79	3.50	5.21
7	Gujarat	3.97	2.90	3.99	0.00	0.00	0.00
8	Haryana	1.38	3.01	3.51	0.00	0.00	0.00
9	Himachal Pradesh	3.93	5.44	4.59	1.08	0.00	0.00
10	Jammu & Kashmir	0.00	4.98	4.72	0.00	0.00	0.00
11	Jharkhand	1.62	1.09	3.05	0.00	0.00	0.00
12	Karnataka	1.79	3.66	2.38	0.00	0.00	0.00
13	Kerala	0.55	0.51	1.23	0.00	0.00	0.00
14	Madhya Pradesh	0.57	0.70	0.63	0.03	0.07	0.06
15	Maharashtra	0.82	0.74	0.47	0.00	0.00	0.00
16	Manipur	1.99	0.42	0.27	0.00	0.00	0.00
17	Meghalaya	0.00	0.36	0.00	0.00	0.00	0.00
18	Mizoram	0.00	0.00	0.00	0.00	0.00	0.00
19	Nagaland	3.60	2.54	1.21	0.00	0.00	0.00
20	Odisha	1.79	4.25	3.28	0.07	0.62	0.60
21	Punjab	7.95	11.73	3.96	0.00	0.00	0.00
22	Rajasthan	0.35	0.36	0.36	2.70	0.75	0.00
23	Sikkim	9.16	4.07	3.75	16.27	92.59	96.15
24	Tamil Nadu	0.10	0.46	1.30	0.00	0.00	0.00
25	Tripura	8.37	7.22	3.45	0.00	0.00	0.00
26	Uttarakhand	5.19	7.41	5.50	0.00	0.00	0.00
27	Uttar Pradesh	1.39	2.93	2.84	0.00	0.00	0.00
28	West Bengal	2.99	8.45	5.93	0.00	0.00	0.01
	<b>TOTAL STATES</b>	<b>1.55</b>	<b>2.50</b>	<b>2.31</b>	<b>0.16</b>	<b>0.09</b>	<b>0.06</b>
29	A&N Islands	4.21	5.37	4.07	0.00	0.00	0.00
30	Chandigarh	5.37	12.25	9.71	0.00	0.00	0.00
31	Dadra & Nagar Haveli	5.51	4.42	3.37	0.00	0.00	0.00
32	Daman & Diu	3.25	4.15	9.88	0.00	0.00	0.00
33	Delhi	7.59	7.45	7.72	1.49	0.49	0.16
34	Lakshadweep	5.52	7.49	8.93	0.00	0.00	0.00
35	Puducherry	2.64	2.02	1.38	0.00	0.00	0.00
	<b>TOTAL Uts</b>	<b>6.54</b>	<b>7.02</b>	<b>7.02</b>	<b>1.49</b>	<b>0.49</b>	<b>0.16</b>
	<b>TOTAL (STATES &amp; Uts)</b>	<b>1.72</b>	<b>2.63</b>	<b>2.45</b>	<b>0.26</b>	<b>0.13</b>	<b>0.08</b>

Table 9:-Total Budget (States and Centre)( Revenue, Capitals and Loan & Advances)

(Rs.in crores)

	Actuals ( 2011-12)			Revised Estimates ( 2012-13)			Budget Estimates ( 2013-14 )		
	Plan	Non-Plan	Total	Plan	Non-Plan	Total	Plan	Non-Plan	Total
1	2	3	4	5	6	7	8	9	10
<b>REVENUE</b>									
<b>State + UTs</b>	248646.70	855093.76	1103740.46	342257.32	1014485.34	1356742.66	387038.81	1128666.50	1515705.31
<b>Centre</b>	333737.00	812049.00	1145786.00	343373.00	919699.00	1263072.00	443260.00	992908.00	1436168.00
<b>TOTAL</b>	<b>582383.70</b>	<b>1667142.76</b>	<b>2249526.46</b>	<b>685630.32</b>	<b>1934184.34</b>	<b>2619814.66</b>	<b>830298.81</b>	<b>2121574.50</b>	<b>2951873.31</b>
<b>CAPITALS</b>									
<b>State + UTs</b>	169657.95	7556.79	177214.74	229589.08	8669.04	238258.12	266120.74	12944.56	279065.30
<b>Centre</b>	68624.00	79380.00	148004.00	74814.00	77681.00	152495.00	101062.00	116872.00	217934.00
<b>TOTAL</b>	<b>238281.95</b>	<b>86936.79</b>	<b>325218.74</b>	<b>304403.08</b>	<b>86350.04</b>	<b>390753.12</b>	<b>367182.74</b>	<b>129816.56</b>	<b>496999.30</b>
<b>LOAN &amp; ADVANCES</b>									
<b>State + UTs</b>	19147.90	23090.71	42238.61	22569.93	14612.09	37182.02	20355.10	14831.00	35186.10
<b>Centre</b>	10015.00	561.00	10576.00	11000.00	4258.00	15258.00	11000.00	195.00	11195.00
<b>TOTAL</b>	<b>29162.90</b>	<b>23651.71</b>	<b>52814.61</b>	<b>33569.93</b>	<b>18870.09</b>	<b>52440.02</b>	<b>31355.10</b>	<b>15026.00</b>	<b>46381.10</b>
<b>REVENUE+CAPITAL+LOAN &amp; ADVANCES</b>									
<b>State + UTs</b>	437452.55	885741.26	1323193.81	594416.33	1037766.47	1632182.80	673514.65	1156442.06	1829956.71
<b>Centre</b>	412376.00	891990.00	1304366.00	429187.00	1001638.00	1430825.00	555322.00	1109975.00	1665297.00
<b>GRAND TOTAL</b>	<b>849828.55</b>	<b>1777731.26</b>	<b>2627559.81</b>	<b>1023603.33</b>	<b>2039404.47</b>	<b>3063007.80</b>	<b>1228836.65</b>	<b>2266417.06</b>	<b>3495253.71</b>

# **STATISTICAL STATEMENTS**



## STATEMENT NO. (1): BUDGETED PROVISION FOR EDUCATION &amp; TRAINING AT THE CENTRE (REVENUE ACCOUNT)

SECTOR: EDUCATION

(RUPEES IN THOUSANDS)

S. No.	MINISTRY/DEPARTMENT	2011-12(ACTUALS)			2012-13(R. E.)			2013-14(B. E.)		
		PLAN	NON-PLAN	TOTAL	PLAN	NON-PLAN	TOTAL	PLAN	NON-PLAN	TOTAL
1	MINISTRY OF RAILWAYS	6033833	...	6033833	6839566	...	6839566	7396828	...	7396828
2	MINISTRY OF AGRICULTURE	28520256	21670546	50190802	23142600	21122941	44265541	31446000	23213604	54659604
3	MINISTRY OF CIVIL AVIATION	...	9622	9622	...	13555	13555	...	15450	15450
4	MINISTRY OF FINANCE	...	1100179	1100179	...	1120190	1120190	...	1468882	1468882
5	MINISTRY OF DEFENCE	...	...	...	...	52419300	52419300	...	55975700	55975700
6	MINISTRY OF HOME AFFAIRS	1305363	1633693	2939056	1066000	1842078	2908078	4272200	2351024	6623224
7	MINISTRY OF EXTERNAL AFFAIRS	53500	56631	110131	53500	279800	333300	53500	329600	383100
8	MINISTRY OF ENVIRONMENT & FORESTS	2856592	730012	3586604	3141044	762309	3903353	3169434	792376	3961810
9	MINISTRY OF HEALTH & FAMILY WELFARE	20827824	13334672	34162496	19051200	15669387	34720587	32066533	16491920	48558453
10	MINISTRY OF INFORMATION & BROADCASTING	182313	218900	401213	80000	268500	348500	300000	288300	588300
11	MINISTRY OF POWER	640000	...	640000	800000	...	800000	2987300	...	2987300
12	MINISTRY OF RURAL DEVELOPMENT	11520	...	11520	265000	...	265000	51000	...	51000
13	MINISTRY OF SCIENCE & TECHNOLOGY	50620179	17570873	68191052	50032300	17910346	67942646	62441000	19813400	82254400
14	MINISTRY OF MICRO, SMALL & MEDIUM ENTERPRISES	38221	...	38221	87900	...	87900	87900	...	87900
15	MINISTRY OF LABOUR AND EMPLOYMENT	305399	1564882	1870281	447550	1627597	2075147	427800	1761426	2189226
16	MINISTRY OF SHIPPING, ROAD TRANSPORT & HIGHWAYS	455718	...	455718	470000	...	470000	410000	...	410000
17	MINISTRY OF SOCIAL JUSTICE & EMPOWERMENT	34889467	417753	35307220	31907600	436100	32343700	35290200	465000	35755200
18	MINISTRY OF CULTURE	7182531	5393573	12576104	7246000	5625600	12871600	12408800	6007900	18416700
19	MINISTRY OF TRIBAL AFFAIRS	1986829	...	1986829	1092800	...	1092800	2134000	...	2134000
20	MINISTRY OF URBAN DEVELOPMENT	149427	99715	249142	207900	102550	310450	109355	108400	217755
21	MINISTRY OF WATER RESOURCES	734981	690109	1425090	964700	875232	1839932	1387000	920200	2307200
22	MINISTRY OF YOUTH AFFAIRS & SPORTS	6702098	869058	7571156	6285500	967700	7253200	8239600	1060000	9299600
23	M/O CONSUMER AFFAIRS, FOOD & PUB. DISTRIBUTION	86045	394396	480441	32200	415274	447474	32000	493400	525400
24	MINISTRY OF EARTH SCIENCES	6658767	1061657	7720424	6384500	1037200	7421700	9450000	1144300	10594300
25	MINISTRY OF MINES	73223	40000	113223	89000	97700	186700	85000	104000	189000
26	DEPARTMENT OF WOMEN AND CHILD DEVELOPMENT	126630	59999	186629	200000	162320	362320	247000	177500	424500
27	MINISTRY OF COAL	106200	...	106200	114000	...	114000	116500	...	116500
28	MINISTRY OF FOOD PROCESSING INDUSTRIES	...	2073	2073	...	2270	2270	...	2470	2470
29	MINISTRY OF NEW & RENEWABLE ENERGY	73223	...	73223	...	...	...	...	...	...
30	DEPARTMENT OF ATOMIC ENERGY	...	...	...	7462500	25668500	33131000	18500600	27074700	45575300
31	DEPARTMENT OF TEXTILES	307045	167410	474455	365550	237905	603455	1504100	270830	1774930
32	DEPARTMENT OF SPACE	...	...	...	16772300	10373000	27145300	15895900	11305800	27201700
33	M/O HOUSING & URBAN POVERTY	249411	19046	268457	150000	21000	171000	180000	25900	205900
34	M/O PLANNING	6129	57000	63129	16000	55820	71820	...	65200	65200
35	M/O CHEMICALS & FERTILIZERS	798243	285900	1084143	912400	260300	1172700	2170000	267200	2437200
36	MINISTRY OF HRD (BOTH DEPTS.)	507691981	94916000	602607981	562079700	106110000	668189700	651070000	135940400	787010400
	TOTAL	679672948	162363699	842036647	747759310	265484474	1013243784	903929550	307934882	1211864432

... IN CNET. .

## STATEMENT NO. (1): BUDGETED PROVISION FOR EDUCATION &amp; TRAINING AT THE CENTRE (REVENUE ACCOUNT)

SECTOR: TRAINING (FORMAL)

(RUPEES IN THOUSANDS)

S. No.	MINISTRY/DEPARTMENT	2011-12 (ACTUALS)			2012-13 (R. E.)			2013-14 (B. E.)		
		PLAN	NON-PLAN	TOTAL	PLAN	NON-PLAN	TOTAL	PLAN	NON-PLAN	TOTAL
1	MINISTRY OF AGRICULTURE	541223	246046	787269	360100	282600	642700	433700	308000	741700
2	MINISTRY OF CIVIL AVIATION	8054	..	8054	15400	..	15400	20400	..	20400
3	MINISTRY OF HOME AFFAIRS	179660	111669	291329	500715	170068	670783	1634566	230527	1865093
4	MINISTRY OF EXTERNAL AFFAIRS	..	66964	66964	..	70200	70200	..	85300	85300
5	MINISTRY OF ENVIRONMENT & FORESTS	384838	1576	386414	447300	1601	448901	533000	1599	534599
6	MINISTRY OF HEALTH & FAMILY WELFARE	4645705	5375696	10021401	4629400	6251833	10881233	9995767	6642100	16637867
7	MINISTRY OF POWER	20900	64465	85365	50900	58140	109040	110000	64600	174600
8	MINISTRY OF RURAL DEVELOPMENT	825005	193700	1018705	458000	170400	628400	550000	185000	735000
9	MINISTRY OF SCIENCE & TECHNOLOGY	736107	86889	822996	..	94654	94654	..	101600	101600
10	MINISTRY OF MICRO, SMALL & MEDIUM ENTERPRISES	181564	..	181564	185000	..	185000	235000	..	235000
11	MINISTRY OF LABOUR AND EMPLOYMENT	744769	481674	1226443	1465000	489892	1954892	2338400	525795	2864195
12	MINISTRY OF SHIPPING, ROAD TRANSPORT & HIGHWAYS	..	5000	5000	..	20000	20000	10	400200	400210
13	MINISTRY OF URBAN DEVELOPMENT	61872	65487	127359	67200	70000	137200	91645	80000	171645
14	MINISTRY OF WATER RESOURCES	36202	422019	458221	44000	591843	635843	50000	663600	713600
15	M/O CONSUMER AFFAIRS, FOOD & PUB. DISTRIBUTION	..	135377	135377	4500	150000	154500	3500	161600	165100
16	MINISTRY OF EARTH SCIENCES	4553	26429	30982	..	31800	31800	..	35300	35300
17	MINISTRY OF MINES	36116	287	36403	39000	270	39270	25000	400	25400
18	DEPARTMENT OF WOMEN AND CHILD DEVELOPMENT	..	..	..	8500	..	8500	20000	..	20000
19	DEPARTMENT OF TEXTILES	..	336729	336729	..	376900	376900	..	400000	400000
	TOTAL	8406568	7620007	16026575	8275015	8830201	17105216	16040988	9885621	25926609

.. NI CNET ..

## STATEMENT NO. (1): BUDGETED PROVISION FOR EDUCATION &amp; TRAINING AT THE CENTRE (REVENUE ACCOUNT)

SECTOR: TRAINING (INFORMAL)

(RUPEES IN THOUSANDS)

S. No.	MINISTRY/DEPARTMENT	2011-12 (ACTUALS)			2012-13 (R. E.)			2013-14 (B. E.)		
		PLAN	NON-PLAN	TOTAL	PLAN	NON-PLAN	TOTAL	PLAN	NON-PLAN	TOTAL
1	MINISTRY OF AGRICULTURE	1754194	...	1754194	1563500	...	1563500	1980000	...	1980000
2	MINISTRY OF HEALTH & FAMILY WELFARE	141058	283762	424820	197200	324900	522100	193000	342000	535000
3	MINISTRY OF INFORMATION & BROADCASTING	7493	87208	94701	46000	96200	142200	68000	110500	178500
4	MINISTRY OF RURAL DEVELOPMENT	30000	...	30000	30000	...	30000	50000	...	50000
5	MINISTRY OF LABOUR AND EMPLOYMENT	...	...	...	3300	...	3300	3500	...	3500
6	MINISTRY OF SOCIAL JUSTICE & EMPOWERMENT	50000	12500	62500	45000	11100	56100	180000	13500	193500
7	MINISTRY OF WATER RESOURCES	140539	...	140539	...	...	...	...	...	...
8	DEPARTMENT OF WOMEN AND CHILD DEVELOPMENT	175267	...	175267	452000	...	452000	450000	...	450000
TOTAL		2298551	383470	2682021	2337000	432200	2769200	2924500	466000	3390500

.. NI CNET ..

## STATEMENT NO. (1): BUDGETED PROVISION FOR EDUCATION &amp; TRAINING AT THE CENTRE (REVENUE ACCOUNT)

SECTOR: TOTAL

(RUPEES IN THOUSANDS)

S. No.	MINISTRY/DEPARTMENT	2011-12 (ACTUALS)			2012-13 (R. E.)			2013-14 (B. E.)		
		PLAN	NON-PLAN	TOTAL	PLAN	NON-PLAN	TOTAL	PLAN	NON-PLAN	TOTAL
1	MINISTRY OF RAILWAYS	6033833	...	6033833	6839566	...	6839566	7396828	...	7396828
2	MINISTRY OF AGRICULTURE	30815673	21916592	52732265	25066200	21405541	46471741	33859700	23521604	57381304
3	MINISTRY OF CIVIL AVIATION	8054	9622	17676	15400	13555	28955	20400	15450	35850
4	MINISTRY OF FINANCE	...	1100179	1100179	...	1120190	1120190	...	1468882	1468882
5	MINISTRY OF DEFENCE	...	...	...	...	52419300	52419300	...	55975700	55975700
6	MINISTRY OF HOME AFFAIRS	1485023	1745362	3230385	1566715	2012146	3578861	5906766	2581551	8488317
7	MINISTRY OF EXTERNAL AFFAIRS	53500	123595	177095	53500	350000	403500	53500	414900	468400
8	MINISTRY OF ENVIRONMENT & FORESTS	3241430	731588	3973018	3588344	763910	4352254	3702434	793975	4496409
9	MINISTRY OF HEALTH & FAMILY WELFARE	25614587	18994130	44608717	23877800	22246120	46123920	42255300	23476020	65731320
10	MINISTRY OF INFORMATION & BROADCASTING	189806	306108	495914	126000	364700	490700	368000	398800	766800
11	MINISTRY OF POWER	660900	64465	725365	850900	58140	909040	3097300	64600	3161900
12	MINISTRY OF RURAL DEVELOPMENT	866525	193700	1060225	753000	170400	923400	651000	185000	836000
13	MINISTRY OF SCIENCE & TECHNOLOGY	51356286	17657762	69014048	50032300	18005000	68037300	62441000	19915000	82356000
14	MINISTRY OF LABOUR AND EMPLOYMENT	1050168	2046556	3096724	1915850	2117489	4033339	2767900	2287221	5056921
15	MINISTRY OF SHIPPING, RD. TRANSPORT & HIGHWAYS	455718	5000	460718	470000	20000	490000	410010	400200	810210
16	MINISTRY OF SOCIAL JUSTICE & EMPOWERMENT	34939467	430253	35369720	31952600	447200	32399800	35470200	478500	35948700
17	MINISTRY OF CULTURE	7182531	5393573	12576104	7246000	5625600	12871600	12408800	6007900	18416700
18	MINISTRY OF TRIBAL AFFAIRS	1986829	...	1986829	1092800	...	1092800	2134000	...	2134000
19	MINISTRY OF URBAN DEVELOPMENT	211299	165202	376501	275100	172550	447650	201000	188400	389400
20	MINISTRY OF WATER RESOURCES	911722	1112128	2023850	1008700	1467075	2475775	1437000	1583800	3020800
21	MINISTRY OF YOUTH AFFAIRS & SPORTS	6702098	869058	7571156	6285500	967700	7253200	8239600	1060000	9299600
22	M/O CONSUMER AFFAIRS, FOOD & PUB. DISTRIBUTION	86045	529773	615818	36700	565274	601974	35500	655000	690500
23	MINISTRY OF EARTH SCIENCES	6663320	1088086	7751406	6384500	1069000	7453500	9450000	1179600	10629600
24	MINISTRY OF MINES	109339	40287	149626	128000	97970	225970	110000	104400	214400
25	DEPARTMENT OF WOMEN AND CHILD DEVELOPMENT	301897	59999	361896	660500	162320	822820	717000	177500	894500
26	MINISTRY OF COAL	106200	...	106200	114000	...	114000	116500	...	116500
27	MINISTRY OF FOOD PROCESSING INDUSTRIES	...	2073	2073	...	2270	2270	...	2470	2470
28	MINISTRY OF NEW & RENEWABLE ENERGY	73223	...	73223	...	...	...	...	...	...
29	DEPARTMENT OF ATOMIC ENERGY	...	...	...	7462500	25668500	33131000	18500600	27074700	45575300
30	DEPARTMENT OF TEXTILES	...	...	...	365550	614805	980355	1504100	670830	2174930
31	DEPARTMENT OF SPACE	307045	504139	811184	16772300	10373000	27145300	15895900	11305800	27201700
32	M/O HOUSING & URBAN POVERTY	249411	19046	268457	150000	21000	171000	180000	25900	205900
33	M/O PLANNING	6129	57000	63129	16000	55820	71820	...	65200	65200
34	MINISTRY OF MICRO, SMALL & MEDIUM ENTERPRISES	219785	...	219785	272900	...	272900	322900	...	322900
35	M/O CHEMICALS & FERTILIZERS	798243	285900	1084143	912400	260300	1172700	2170000	267200	2437200
36	MINISTRY OF HRD (BOTH DEPTS.)	507691981	94916000	602607981	562079700	106110000	668189700	651070000	135940400	787010400
	TOTAL	690378067	170367176	860745243	758371325	274746875	1033118200	922895038	318286503	1241181541

... NI CNET ...

## STATEMENT NO. (2): BUDGET EXPENDITURE ON EDUCATION &amp; TRAINING BY EDUCATION &amp; OTHER DEPARTMENTS (REVENUE ACCOUNT)

2011-12(ACTUAL)

(RUPEES IN THOUSANDS)

S. NO.	STATE / UNION TERRITORY	EDUCATION DEPARTMENT	OTHER DEPARTMENTS				GRAND TOTAL
			EDUCATION	FORMAL	INFORMAL	TOTAL	
1	ANDHRA PRADESH	142150666.00	44992973.00	19628080.00	145780.00	64766833.00	206917499.00
2	ARUNACHAL PRADESH	4737695.00	763774.00	153935.00	1743.00	919452.00	5657147.00
3	ASSAM	60918352.00	5663378.00	2581002.00	32879.00	8277259.00	69195611.00
4	BIHAR	98528210.00	6896637.00	2157539.00	3003.00	9057179.00	107585389.00
5	CHHATTISGARH	41440618.00	10615909.00	1011307.00	252277.00	11879493.00	53320111.00
6	GOA	8051219.00	2142183.00	493380.00	2158.00	2637721.00	10688940.00
7	GUJARAT	114976564.00	16501786.00	6314866.00	333024.00	23149676.00	138126240.00
8	HARYANA	61956577.00	5397401.00	4779037.00	14288.00	10190726.00	72147303.00
9	HIMACHAL PRADESH	26600159.00	1666940.00	1179173.00	..	2846113.00	29446272.00
10	JAMMU & KASHMIR	24877919.00	5150813.00	1046918.00	4044.00	6201775.00	31079694.00
11	JHARKHAND	36840532.00	6575498.00	2435509.00	142091.00	9153098.00	45993630.00
12	KARNATAKA	118933904.00	16684963.00	5949163.00	65547.00	22699673.00	141633577.00
13	KERALA	90956587.00	13753849.00	5150091.00	199895.00	19103835.00	110060422.00
14	MADHYA PRADESH	95068459.00	22199328.00	2694537.00	37013.00	24930878.00	119999337.00
15	MAHARASHTRA	275837320.00	36794718.00	6985260.00	12092.00	43792070.00	319629390.00
16	MANIPUR	5903288.00	2308858.00	512534.00	11998.00	2833390.00	8736678.00
17	MEGHALAYA	9035509.00	839730.00	454174.00	19320.00	1313224.00	10348733.00
18	MIZORAM	5602935.00	438433.00	179767.00	10069.00	628269.00	6231204.00
19	NAGALAND	7140055.00	1418492.00	547460.00	991.00	1966943.00	9106998.00
20	ODISHA	69555653.00	11716732.00	1389993.00	34929.00	13141654.00	82697307.00
21	PUNJAB	51101992.00	5299586.00	1706332.00	..	7005918.00	58107910.00
22	RAJASTHAN	113587509.00	4779272.00	2262270.00	12120.00	7053662.00	120641171.00
23	SIKKIM	2659086.00	169641.00	412306.00	19818.00	601765.00	3260851.00
24	TAMIL NADU	146247060.00	20973953.00	5182850.00	15678.00	26172481.00	172419541.00
25	TRIPURA	11807688.00	943257.00	619980.00	1170.00	1564407.00	13372095.00
26	UTTARAKHAND	32977918.00	3613796.00	911869.00	..	4525665.00	37503583.00
27	UTTAR PRADESH	242915042.00	29941730.00	6438841.00	..	36380571.00	279295613.00
28	WEST BENGAL	150140636.00	5743299.00	4462832.00	8491.00	10214622.00	160355258.00
TOTAL (STATES)		2050549152.00	283986929.00	87641005.00	1380418.00	373008352.00	2423557504.00
29	A. & N. ISLANDS	3205185.00	142691.00	158737.00	175.00	301603.00	3506788.00
30	CHANDIGARH	3504430.00	973040.00	446350.00	..	1419390.00	4923820.00
31	DADRA & NAGAR HAVELI	760520.00	9124.00	26592.00	..	35716.00	796236.00
32	DAMAN & DIU	518850.00	57907.00	30663.00	..	88570.00	607420.00
33	DELHI	34357813.00	1857954.00	1401120.00	35643.00	3294717.00	37652530.00
34	LAKSHADWEEP	920400.00	211400.00	16528.00	9955.00	237883.00	1158283.00
35	PUDUCHERRY	4493528.00	1232334.00	599717.00	30478.00	1862529.00	6356057.00
TOTAL (U. T. s)		47760726.00	4484450.00	2679707.00	76251.00	7240408.00	55001134.00
TOTAL (STATES & U. T. s)		2098309878.00	288471379.00	90320712.00	1456669.00	380248760.00	2478558638.00
CENTRE TOTAL		602607981.00	239428666.00	16026575.00	2682021.00	258137262.00	860745243.00
GRAND TOTAL		2700917859.00	527900045.00	106347287.00	4138690.00	638386022.00	3339303881.00

..NICNET..

## STATEMENT NO. (2): BUDGET EXPENDITURE ON EDUCATION &amp; TRAINING BY EDUCATION &amp; OTHER DEPARTMENTS (REVENUE ACCOUNT)

2012-13(REVISED ESTIMATES)

(RUPEES IN THOUSANDS)

S. NO.	STATE / UNION TERRITORY	EDUCATION DEPARTMENT	OTHER DEPARTMENTS			GRAND TOTAL	
			EDUCATION	FORMAL	INFORMAL		TOTAL
1	ANDHRA PRADESH	167664625.00	44721838.00	23292238.00	197580.00	68211656.00	235876281.00
2	ARUNACHAL PRADESH	6715818.00	817331.00	198570.00	2237.00	1018138.00	7733956.00
3	ASSAM	85555202.00	7499636.00	5152403.00	50592.00	12702631.00	98257833.00
4	BIHAR	143507030.00	17216052.00	14366651.00	3094.00	31585797.00	175092827.00
5	CHHATTISGARH	55880506.00	12447957.00	1990444.00	376293.00	14814694.00	70695200.00
6	GOA	9401833.00	3057539.00	593471.00	3506.00	3654516.00	13056349.00
7	GUJARAT	130250943.00	22414788.00	7589469.00	253962.00	30258219.00	160509162.00
8	HARYANA	76422171.00	8355217.00	7255526.00	18273.00	15629016.00	92051187.00
9	HIMACHAL PRADESH	31682333.00	2012347.00	1376596.00	...	3388943.00	35071276.00
10	JAMMU & KASHMIR	29292606.00	21008049.00	1146328.00	3120.00	22157497.00	51450103.00
11	JHARKHAND	50023155.00	7605949.00	3726218.00	298214.00	11630381.00	61653536.00
12	KARNATAKA	155217764.00	19370027.00	9635642.00	50751.00	29056420.00	184274184.00
13	KERALA	96455363.00	17202002.00	5584621.00	104960.00	22891583.00	119346946.00
14	MADHYA PRADESH	122189094.00	27720467.00	3544776.00	54086.00	31319329.00	153508423.00
15	MAHARASHTRA	320809092.00	44524602.00	8475635.00	12490.00	53012727.00	373821819.00
16	MANIPUR	7197779.00	3037881.00	583813.00	14438.00	3636132.00	10833911.00
17	MEGHALAYA	7417976.00	1461674.00	364668.00	25231.00	1851573.00	9269549.00
18	MIZORAM	6881450.00	535007.00	210907.00	9177.00	755091.00	7636541.00
19	NAGALAND	12127020.00	839209.00	513312.00	1000.00	1353521.00	13480541.00
20	ODISHA	80710623.00	17275508.00	2309368.00	42559.00	19627435.00	100338058.00
21	PUNJAB	73109713.00	8297611.00	3321896.00	...	11619507.00	84729220.00
22	RAJASTHAN	135873182.00	5614579.00	2685046.00	8941.00	8308566.00	144181748.00
23	SIKKIM	3141067.00	180373.00	485264.00	14449.00	680086.00	3821153.00
24	TAMIL NADU	166567860.00	24491871.00	5625776.00	16535.00	30134182.00	196702042.00
25	TRIPURA	13691257.00	1135543.00	766901.00	5230.00	1907674.00	15598931.00
26	UTTARAKHAND	38519379.00	5037992.00	1542174.00	...	6580166.00	45099545.00
27	UTTAR PRADESH	294114290.00	38035424.00	8078304.00	...	46113728.00	340228018.00
28	WEST BENGAL	172350446.00	6766180.00	3629163.00	12325.00	10407668.00	182758114.00
TOTAL (STATES)		2492769577.00	368682653.00	124045180.00	1579043.00	494306876.00	2987076453.00
29	A. & N. ISLANDS	3804700.00	160581.00	170538.00	820.00	331939.00	4136639.00
30	CHANDIGARH	4101800.00	1080102.00	451398.00	...	1531500.00	5633300.00
31	DADRA & NAGAR HAVELI	1037700.00	13000.00	29520.00	...	42520.00	1080220.00
32	DAMAN & DIU	621500.00	69600.00	26100.00	...	95700.00	717200.00
33	DELHI	41103144.00	2100563.00	1689531.00	35900.00	3825994.00	44929138.00
34	LAKSHADWEEP	983300.00	184300.00	21000.00	5500.00	210800.00	1194100.00
35	PUDUCHERRY	4930367.00	1012199.00	372051.00	17214.00	1401464.00	6331831.00
TOTAL (U.T.s)		56582511.00	4620345.00	2760138.00	59434.00	7439917.00	64022428.00
TOTAL (STATES & U.T.s)		2549352088.00	373302998.00	126805318.00	1638477.00	501746793.00	3051098881.00
CENTRE TOTAL		668189700.00	345054084.00	17105216.00	2769200.00	364928500.00	1033118200.00
GRAND TOTAL		3217541788.00	718357082.00	143910534.00	4407677.00	866675293.00	4084217081.00

..NICNET..

## STATEMENT NO. (2): BUDGET EXPENDITURE ON EDUCATION &amp; TRAINING BY EDUCATION &amp; OTHER DEPARTMENTS (REVENUE ACCOUNT)

2013-14(BUDGET ESTIMATES)

(RUPEES IN THOUSANDS)

S. NO.	STATE / UNION TERRITORY	EDUCATION DEPARTMENT	OTHER DEPARTMENTS			TOTAL	GRAND TOTAL
			EDUCATION	FORMAL	INFORMAL		
1	ANDHRA PRADESH	193600715.00	54372386.00	33364384.00	220809.00	87957579.00	281558294.00
2	ARUNACHAL PRADESH	6104938.00	692765.00	195632.00	2134.00	890531.00	6995469.00
3	ASSAM	91671045.00	7779947.00	5078050.00	53478.00	12911475.00	104582520.00
4	BIHAR	163635548.00	16062058.00	10370089.00	5633.00	26437780.00	190073328.00
5	CHHATTISGARH	73555942.00	6789883.00	2447106.00	278251.00	9515240.00	83071182.00
6	GOA	10695755.00	3737202.00	689031.00	3844.00	4430077.00	15125832.00
7	GUJARAT	139390176.00	23296277.00	8498570.00	654060.00	32448907.00	171839083.00
8	HARYANA	102333667.00	8294718.00	8480331.00	20262.00	16795311.00	119128978.00
9	HIMACHAL PRADESH	35129172.00	2081013.00	2449337.00	...	4530350.00	39659522.00
10	JAMMU & KASHMIR	32613260.00	6793728.00	1261413.00	4121.00	8059262.00	40672522.00
11	JHARKHAND	53197189.00	8054969.00	3547865.00	94521.00	11697355.00	64894544.00
12	KARNATAKA	181540745.00	26158484.00	9202833.00	53332.00	35414649.00	216955394.00
13	KERALA	113737078.00	20637424.00	7213049.00	24632.00	27875105.00	141612183.00
14	MADHYA PRADESH	135204796.00	32123695.00	4130216.00	35313.00	36289224.00	171494020.00
15	MAHARASHTRA	357519406.00	50973461.00	8687972.00	13653.00	59675086.00	417194492.00
16	MANIPUR	7759349.00	3031111.00	655325.00	14577.00	3701013.00	11460362.00
17	MEGHALAYA	8395900.00	1054987.00	406782.00	21376.00	1483145.00	9879045.00
18	MIZORAM	6871879.00	281797.00	219484.00	10550.00	511831.00	7383710.00
19	NAGALAND	12386429.00	789784.00	512621.00	...	1302405.00	13688834.00
20	ODISHA	88816462.00	18024526.00	2237888.00	46056.00	20308470.00	109124932.00
21	PUNJAB	67048902.00	8193596.00	3401774.00	...	11595370.00	78644272.00
22	RAJASTHAN	158149276.00	7568758.00	3387882.00	9661.00	10966301.00	169115577.00
23	SIKKIM	3405464.00	187348.00	626511.00	20114.00	833973.00	4239437.00
24	TAMIL NADU	191531293.00	25755544.00	6553848.00	19288.00	32328680.00	223859973.00
25	TRIPURA	16277780.00	1361158.00	1240832.00	2600.00	2604590.00	18882370.00
26	UTTARAKHAND	44213244.00	4804622.00	1507283.00	...	6311905.00	50525149.00
27	UTTAR PRADESH	326794964.00	40510763.00	9589285.00	...	50100048.00	376895012.00
28	WEST BENGAL	186196281.00	6483189.00	5164175.00	13247.00	11660611.00	197856892.00
TOTAL (STATES)		2807776655.00	385895193.00	141119568.00	1621512.00	528636273.00	3336412928.00
29	A. & N. ISLANDS	3957900.00	170383.00	181982.00	850.00	353215.00	4311115.00
30	CHANDIGARH	4622100.00	1262295.00	494017.00	...	1756312.00	6378412.00
31	DADRA & NAGAR HAVELI	1054700.00	14037.00	37033.00	...	51070.00	1105770.00
32	DAMAN & DIU	718200.00	94300.00	28600.00	...	122900.00	841100.00
33	DELHI	47586750.00	2598443.00	1936299.00	36100.00	4570842.00	52157592.00
34	LAKSHADWEEP	1073000.00	311100.00	34635.00	11800.00	357535.00	1430535.00
35	PUDUCHERRY	5852584.00	1153559.00	572412.00	30457.00	1756428.00	7609012.00
TOTAL (U. T. s)		64865234.00	5604117.00	3284978.00	79207.00	8968302.00	73833536.00
TOTAL (STATES & U. T. s)		2872641889.00	391499310.00	144404546.00	1700719.00	537604575.00	3410246464.00
CENTRE TOTAL		787010400.00	424854032.00	25926609.00	3390500.00	454171141.00	1241181541.00
GRAND TOTAL		3659652289.00	816353342.00	170331155.00	5091219.00	991775716.00	4651428005.00

..NICNET..

STATEMENT NO (3) : PLAN & NON-PLAN BUDGET PROVISION FOR EDUCATION BY ALL DEPARTMENTS  
( REVENUE ACCOUNT )  
2011-12 (ACTUAL)

(RUPEES IN THOUSANDS)

S.NO.	STATE/ UNION TERRITORY	EDUCATION DEPARTMENT			OTHER DEPARTMENTS			PLAN	TOTAL	
		PLAN	NON-PLAN	TOTAL	PLAN	NON-PLAN	TOTAL		NON-PLAN	TOTAL
1	ANDHRA PRADESH	29601006.00	112549660.00	142150666.00	44042467.00	20724366.00	64766833.00	73643473.00	133274026.00	206917499.00
2	ARUNACHAL PRADESH	636119.00	4101576.00	4737695.00	485010.00	434442.00	919452.00	1121129.00	4536018.00	5657147.00
3	ASSAM	6860369.00	54057983.00	60918352.00	2499486.00	5777773.00	8277259.00	9359855.00	59835756.00	69195611.00
4	BIHAR	27266035.00	71262175.00	98528210.00	3222837.00	5834342.00	9057179.00	30488872.00	77096517.00	107585389.00
5	CHHATTISGARH	27900807.00	13539811.00	41440618.00	1444707.00	10434786.00	11879493.00	29345514.00	23974597.00	53320111.00
6	GOA	1451953.00	6599266.00	8051219.00	1605495.00	1032226.00	2637721.00	3057448.00	7631492.00	10688940.00
7	GUJARAT	10913410.00	104063154.00	114976564.00	14762018.00	8387658.00	23149676.00	25675428.00	112450812.00	138126240.00
8	HARYANA	17870000.00	44086577.00	61956577.00	4805269.00	5385457.00	10190726.00	22675269.00	49472034.00	72147303.00
9	HIMACHAL PRADESH	1971102.00	24629057.00	26600159.00	549183.00	2296930.00	2846113.00	2520285.00	26925987.00	29446272.00
10	JAMMU & KASHMIR	..	24877919.00	24877919.00	..	6201775.00	6201775.00	..	31079694.00	31079694.00
11	JHARKHAND	9271226.00	27569306.00	36840532.00	5985706.00	3167392.00	9153098.00	15256932.00	30736698.00	45993630.00
12	KARNATAKA	27446879.00	91487025.00	118933904.00	12408721.00	10290952.00	22699673.00	39855600.00	101777977.00	141633577.00
13	KERALA	4009586.00	86947001.00	90956587.00	7444940.00	11658895.00	19103835.00	11454526.00	98605896.00	110060422.00
14	MADHYA PRADESH	27803594.00	67264865.00	95068459.00	10349053.00	14581825.00	24930878.00	38152647.00	81846690.00	119999337.00
15	MAHARASHTRA	8408659.00	267428661.00	275837320.00	16163972.00	27628098.00	43792070.00	24572631.00	295056759.00	319629390.00
16	MANIPUR	500272.00	5403016.00	5903288.00	786554.00	2046836.00	2833390.00	1286826.00	7449852.00	8736678.00
17	MEGHALAYA	3448078.00	5587431.00	9035509.00	956242.00	356982.00	1313224.00	4404320.00	5944413.00	10348733.00
18	MIZORAM	2229783.00	3373152.00	5602935.00	387158.00	241111.00	628269.00	2616941.00	3614263.00	6231204.00
19	NAGALAND	415832.00	6724223.00	7140055.00	354357.00	1612586.00	1966943.00	770189.00	8336809.00	9106998.00
20	ODISHA	22018479.00	47537174.00	69556533.00	6589685.00	6551969.00	13141654.00	28608164.00	54089143.00	82697307.00
21	PUNJAB	4004816.00	47097176.00	51101992.00	906629.00	6099289.00	7005918.00	4911445.00	53196465.00	58107910.00
22	RAJASTHAN	22333777.00	91253732.00	113587509.00	1830608.00	5223054.00	7053662.00	24164385.00	96476786.00	120641171.00
23	SIKKIM	1064354.00	1594732.00	2659086.00	430207.00	171558.00	601765.00	1494561.00	1766290.00	3260851.00
24	TAMIL NADU	14928529.00	131318531.00	146247060.00	9004466.00	17168015.00	26172481.00	23932995.00	148486546.00	172419541.00
25	TRIPURA	1019077.00	10788611.00	11807688.00	1147095.00	417312.00	1564407.00	2166172.00	11205923.00	13372095.00
26	UTTARAKHAND	3349402.00	29628516.00	32977918.00	2022382.00	2503283.00	4525665.00	5371784.00	32131799.00	37503583.00
27	UTTAR PRADESH	33917586.00	208997456.00	242915042.00	8070982.00	28309589.00	36380571.00	41988568.00	237307045.00	279295613.00
28	WEST BENGAL	20624708.00	129515928.00	150140636.00	3386240.00	6828382.00	10214622.00	24010948.00	136344310.00	160355258.00
TOTAL (STATES)		331265438.00	1719283714.00	2050549152.00	161641469.00	211366883.00	373008352.00	492906907.00	1930650597.00	2423557504.00
29	A. & N. ISLANDS	1294599.00	1910586.00	3205185.00	177655.00	123948.00	301603.00	1472254.00	2034534.00	3506788.00
30	CHANDIGARH	402446.00	3101984.00	3504430.00	339431.00	1079959.00	1419390.00	741877.00	4181943.00	4923820.00
31	DADRA & NAGAR HAVELI	479482.00	281038.00	760520.00	25648.00	10068.00	35716.00	505130.00	291106.00	796236.00
32	DAMAN & DIU	207625.00	3111225.00	518850.00	70288.00	18282.00	88570.00	277913.00	329507.00	607420.00
33	DELHI	8489728.00	25868085.00	34357813.00	1253197.00	2041520.00	3294717.00	9742925.00	27909605.00	37652530.00
34	LAKSHADWEEP	245700.00	674700.00	920400.00	183372.00	54511.00	237883.00	429072.00	729211.00	1158283.00
35	PUDUCHERRY	1659139.00	2834389.00	4493528.00	1513971.00	348558.00	1862529.00	3173110.00	3182947.00	6356057.00
TOTAL (U. T. S)		12778719.00	34982007.00	47760726.00	3563562.00	3676846.00	7240408.00	16342281.00	38658853.00	55001134.00
TOTAL (STATES & U. T.)		344044157.00	1754265721.00	2098309878.00	165205031.00	215043729.00	380248760.00	509249188.00	1969309450.00	2478558638.00
CENTRAL TOTAL		507691981.00	94916000.00	602607981.00	182686086.00	75451176.00	258137262.00	690378067.00	170367176.00	860745243.00
GRAND TOTAL		851736138.00	1849181721.00	2700917859.00	347891117.00	290494905.00	638386022.00	1199627255.00	2139676626.00	3339303881.00

..NICNET..



STATEMENT NO (3) : PLAN & NON-PLAN BUDGET PROVISION FOR EDUCATION BY ALL DEPARTMENTS  
(REVENUE ACCOUNT)  
2012-13(REVISED ESTIMATES)

(RUPEES IN THOUSANDS)

S. NO.	STATE/ UNION TERRITORY	EDUCATION DEPARTMENT			OTHER DEPARTMENTS			PLAN	TOTAL NON-PLAN	TOTAL
		PLAN	NON-PLAN	TOTAL	PLAN	NON-PLAN	TOTAL			
1	ANDHRA PRADESH	23244288.00	144420337.00	167664625.00	42954717.00	25256939.00	68211656.00	66199005.00	169677276.00	235876281.00
2	ARUNACHAL PRADESH	2072736.00	4643082.00	6715818.00	569814.00	448324.00	1018138.00	2642550.00	5091406.00	7733956.00
3	ASSAM	10549269.00	75005933.00	85555202.00	6566395.00	6136236.00	12702631.00	17115664.00	81142169.00	98257833.00
4	BIHAR	51684645.00	91822385.00	143507030.00	23727099.00	7858698.00	31585797.00	75411744.00	99681083.00	175092827.00
5	CHHATTISGARH	39111177.00	16769329.00	55880506.00	3726813.00	11087881.00	14814694.00	42837990.00	27857210.00	70695200.00
6	GOA	1835429.00	7566404.00	9401833.00	2490480.00	1164036.00	3654516.00	4325909.00	8730440.00	13056349.00
7	GUJARAT	13880169.00	116370774.00	130250943.00	18539146.00	11719073.00	30258219.00	32419315.00	128089847.00	160509162.00
8	HARYANA	24849063.00	51573108.00	76422171.00	10604194.00	5024822.00	15629016.00	35453257.00	56597930.00	92051187.00
9	HIMACHAL PRADESH	2919527.00	28762806.00	31682333.00	652464.00	2736479.00	3388943.00	3571991.00	31499285.00	35071276.00
10	JAMMU & KASHMIR	1382405.00	27910201.00	29292606.00	1157186.00	21000311.00	22157497.00	2539591.00	48910512.00	51450103.00
11	JHARKHAND	14263150.00	35760005.00	50023155.00	7564522.00	4065859.00	11630381.00	21827672.00	39825864.00	61653536.00
12	KARNATAKA	45712878.00	109504886.00	155217764.00	16782704.00	12273716.00	29056420.00	62495582.00	121778602.00	184274184.00
13	KERALA	6795826.00	89659537.00	96455363.00	10015211.00	12876372.00	22891583.00	16811037.00	102535909.00	119346946.00
14	MADHYA PRADESH	37050143.00	85138951.00	122189094.00	12990485.00	18328844.00	31319329.00	50040628.00	103467795.00	153508423.00
15	MAHARASHTRA	11520227.00	309288865.00	320809092.00	21246685.00	31766042.00	53012727.00	32766912.00	341054907.00	373821819.00
16	MANI PUR	847442.00	6350337.00	7197779.00	1476467.00	2159665.00	3636132.00	2323909.00	8510002.00	10833911.00
17	MEGHALAYA	2485600.00	4932376.00	7417976.00	1416814.00	434759.00	1851573.00	3902414.00	5367135.00	9269549.00
18	MI ZORAM	2866640.00	4014810.00	6881450.00	450097.00	304994.00	755091.00	3316737.00	4319804.00	7636541.00
19	NAGALAND	569672.00	11557348.00	12127020.00	421112.00	932409.00	1353521.00	990784.00	12489757.00	13480541.00
20	ODI SHA	26037501.00	54673122.00	80710623.00	10549587.00	9077848.00	19627435.00	36587088.00	63750970.00	100338058.00
21	PUNJAB	11435413.00	61674300.00	73109713.00	986624.00	10632883.00	11619507.00	12422037.00	72307183.00	84729220.00
22	RAJASTHAN	23529359.00	112343823.00	135873182.00	1992522.00	6316044.00	8308566.00	25521881.00	118659867.00	144181748.00
23	SIKKIM	934867.00	2206200.00	3141067.00	471365.00	208721.00	680086.00	1406232.00	2414921.00	3821153.00
24	TAMIL NADU	27694293.00	138873567.00	166567860.00	12281873.00	17852309.00	30134182.00	39976166.00	156725876.00	196702042.00
25	TRI PURA	1183570.00	12507687.00	13691257.00	1315094.00	592580.00	1907674.00	2498664.00	13100267.00	15598931.00
26	UTTARAKHAND	5712637.00	32806742.00	38519379.00	3288833.00	3291333.00	6580166.00	9001470.00	36098075.00	45099545.00
27	UTTAR PRADESH	71924808.00	222189482.00	294114290.00	10329739.00	35783989.00	46113728.00	82254547.00	257973471.00	340228018.00
28	WEST BENGAL	30491477.00	141858969.00	172350446.00	2583328.00	7824340.00	10407668.00	33074805.00	149683309.00	182758114.00
TOTAL (STATES)		492584211.00	2000185366.00	2492769577.00	227151370.00	267155506.00	494306876.00	719735581.00	2267340872.00	2987076453.00
29	A. & N. ISLANDS	1787400.00	2017300.00	3804700.00	193932.00	138007.00	331939.00	1981332.00	2155307.00	4136639.00
30	CHANDIGARH	595900.00	3505900.00	4101800.00	419800.00	1111700.00	1531500.00	1015700.00	4617600.00	5633300.00
31	DADRA & NAGAR HAVELI	726800.00	310900.00	1037700.00	31020.00	11500.00	42520.00	757820.00	322400.00	1080220.00
32	DAMAN & DIU	277700.00	343800.00	621500.00	76400.00	19300.00	95700.00	354100.00	363100.00	717200.00
33	DELHI	12408500.00	28694644.00	41103144.00	1452000.00	2373994.00	3825994.00	13860500.00	31068638.00	44929138.00
34	LAKSHADWEEP	192500.00	790800.00	983300.00	149060.00	61740.00	210800.00	341560.00	852540.00	1194100.00
35	PUDUCHERRY	1835158.00	3095209.00	4930367.00	1012263.00	389201.00	1401464.00	2847421.00	3484410.00	6331831.00
TOTAL (U. T. s)		17823958.00	38758553.00	56582511.00	3334475.00	4105442.00	7439917.00	21158433.00	42863995.00	64022428.00
TOTAL (STATES & U. T.)		510408169.00	2038943919.00	2549352088.00	230485845.00	271260948.00	501746793.00	740894014.00	2310204867.00	3051098881.00
CENTRAL TOTAL		562079700.00	106110000.00	668189700.00	196291625.00	168636875.00	364928500.00	758371325.00	274746875.00	1033118200.00
GRAND TOTAL		1072487869.00	2145053919.00	3217541788.00	426777470.00	439897823.00	866675293.00	1499265339.00	2584951742.00	4084217081.00

.. NI CNET..

STATEMENT NO (3) : PLAN & NON-PLAN BUDGET PROVISION FOR EDUCATION BY ALL DEPARTMENTS  
(REVENUE ACCOUNT)  
2013-14(BUDGET ESTIMATES)

(RUPEES IN THOUSANDS)

S. NO.	STATE/ UNION TERRITORY	EDUCATION DEPARTMENT			OTHER DEPARTMENTS			PLAN	TOTAL NON-PLAN	TOTAL
		PLAN	NON-PLAN	TOTAL	PLAN	NON-PLAN	TOTAL			
1	ANDHRA PRADESH	33639335.00	159961380.00	193600715.00	60018108.00	27939471.00	87957579.00	93657443.00	187900851.00	281558294.00
2	ARUNACHAL PRADESH	1104290.00	5000648.00	6104938.00	430283.00	460248.00	890531.00	1534573.00	5460896.00	6995469.00
3	ASSAM	8339699.00	83331346.00	91671045.00	6431143.00	6480332.00	12911475.00	14770842.00	89811678.00	104582520.00
4	BIHAR	50686192.00	112949356.00	163635548.00	16852755.00	9585025.00	26437780.00	67538947.00	122534381.00	190073328.00
5	CHHATTISGARH	43423127.00	30132815.00	73555942.00	3902865.00	5612375.00	9515240.00	47325992.00	35745190.00	83071182.00
6	GOA	2622835.00	8072920.00	10695755.00	3089057.00	1341020.00	4430077.00	5711892.00	9413940.00	15125832.00
7	GUJARAT	22657222.00	116732954.00	139390176.00	20684981.00	11763926.00	32448907.00	43342203.00	128496880.00	171839083.00
8	HARYANA	45962370.00	56371297.00	102333667.00	6728798.00	10066513.00	16795311.00	52691168.00	66437810.00	119128978.00
9	HIMACHAL PRADESH	2453983.00	32675189.00	35129172.00	735765.00	3794585.00	4530350.00	3189748.00	36469774.00	39659522.00
10	JAMMU & KASHMIR	1496666.00	31116594.00	32613260.00	446696.00	7612566.00	8059262.00	1943362.00	38729160.00	40672522.00
11	JHARKHAND	15348500.00	37848689.00	53197189.00	6980832.00	4716523.00	11697355.00	22329332.00	42565212.00	64894544.00
12	KARNATAKA	60035841.00	121504904.00	181540745.00	20521436.00	14893213.00	35414649.00	80557277.00	136398117.00	216955394.00
13	KERALA	8964050.00	104773028.00	113737078.00	13067035.00	14808070.00	27875105.00	22031085.00	119581098.00	141612183.00
14	MADHYA PRADESH	37914945.00	97289851.00	135204796.00	14407750.00	21881474.00	36289224.00	52322695.00	119171325.00	171494020.00
15	MAHARASHTRA	17387956.00	340131450.00	357519406.00	24070248.00	35604838.00	59675086.00	41458204.00	375736288.00	417194492.00
16	MANI PUR	896032.00	6863317.00	7759349.00	1540805.00	2160208.00	3701013.00	2436837.00	9023525.00	11460362.00
17	MEGHALAYA	2459900.00	5936000.00	8395900.00	990732.00	4924113.00	1483145.00	3450632.00	6428413.00	9879045.00
18	MIZORAM	2423402.00	4448477.00	6871879.00	183654.00	328177.00	511831.00	2607056.00	4776654.00	7383710.00
19	NAGALAND	194050.00	12192379.00	12386429.00	340685.00	961720.00	1302405.00	534735.00	13154099.00	13688834.00
20	ODISHA	30923793.00	57892669.00	88816462.00	10643531.00	9664939.00	20308470.00	41567324.00	67557608.00	109124932.00
21	PUNJAB	11788438.00	55260464.00	67048902.00	1845204.00	9750166.00	11595370.00	13633642.00	65010630.00	78644272.00
22	RAJASTHAN	33812019.00	124337257.00	158149276.00	4068564.00	6897737.00	10966301.00	37880583.00	131234994.00	169115577.00
23	SIKKIM	1437294.00	1968170.00	3405464.00	618106.00	215867.00	833973.00	2055400.00	2184037.00	4239437.00
24	TAMIL NADU	30918197.00	160613096.00	191531293.00	11846232.00	20482448.00	32328680.00	42764429.00	181095544.00	223859973.00
25	TRIPURA	1209230.00	15068550.00	16277780.00	1946879.00	657711.00	2604590.00	3156109.00	15726261.00	18882370.00
26	UTTARAKHAND	6309335.00	37903909.00	44213244.00	2787618.00	3524287.00	6311905.00	9096953.00	41428196.00	50525149.00
27	UTTAR PRADESH	73750705.00	253044259.00	326794964.00	12613535.00	37486513.00	50100048.00	86364240.00	290530772.00	376895012.00
28	WEST BENGAL	34268360.00	151927921.00	186196281.00	4021624.00	7638987.00	11660611.00	38289984.00	159566908.00	197856892.00
TOTAL (STATES)		582427766.00	2225348889.00	2807776655.00	251814921.00	276821352.00	528636273.00	834242687.00	2502170241.00	3336412928.00
29	A. & N. ISLANDS	1844700.00	2113200.00	3957900.00	199124.00	154091.00	353215.00	2043824.00	2267291.00	4311115.00
30	CHANDIGARH	874500.00	3747600.00	4622100.00	521400.00	1234912.00	1756312.00	1395900.00	4982512.00	6378412.00
31	DADRA & NAGAR HAVELI	727100.00	327600.00	1054700.00	38970.00	12100.00	51070.00	766070.00	339700.00	1105770.00
32	DAMAN & DIU	353900.00	364300.00	718200.00	101800.00	21100.00	122900.00	455700.00	385400.00	841100.00
33	DELHI	15272800.00	32313950.00	47586750.00	1903500.00	2667342.00	4570842.00	17176300.00	34981292.00	52157592.00
34	LAKSHADWEEP	380000.00	693000.00	1073000.00	287300.00	70235.00	357535.00	667300.00	763235.00	1430535.00
35	PUDUCHERRY	2444364.00	3408220.00	5852584.00	1306799.00	449629.00	1756428.00	3751163.00	3857849.00	7609012.00
TOTAL (U. T. s)		21897364.00	42967870.00	64865234.00	4358893.00	4609409.00	8968302.00	26256257.00	47577279.00	73833536.00
TOTAL (STATES & U. T.)		604325130.00	2268316759.00	2872641889.00	256173814.00	281430761.00	537604575.00	860498944.00	2549747520.00	3410246464.00
CENTRAL TOTAL		651070000.00	135940400.00	787010400.00	271825038.00	182346103.00	454171141.00	922895038.00	318286503.00	1241181541.00
GRAND TOTAL		1255395130.00	2404257159.00	3659652289.00	527998852.00	463776864.00	991775716.00	1783393982.00	2868034023.00	4651428005.00

.. NI CNET..

STATEMENT NO (3-A) : PERCENTAGE OF TOTAL PLAN & NON-PLAN BUDGETED EXPENDITURE ON EDUCATION DEPARTMENT TO THE TOTAL STATE PLAN & NON-PLAN BUDGETED EXPENDITURE ( REVENUE ACCOUNT )

S. NO	STATE/UNI ON TERRITORY	2011-12(ACTUALS)			2012-13(R. E. )			2013-14(B. E. )		
		PLAN	NON-PLAN	TOTAL	PLAN	NON-PLAN	TOTAL	PLAN	NON-PLAN	TOTAL
1	ANDHRA PRADESH	12.58	16.83	15.72	8.50	17.95	15.55	9.82	17.29	15.27
2	ARUNACHAL PRADESH	4.07	14.37	10.72	11.26	13.77	12.89	7.37	15.95	13.17
3	ASSAM	10.58	26.97	22.96	9.11	29.05	22.88	7.69	30.48	24.01
4	BIHAR	21.84	20.95	21.19	21.98	20.90	21.28	21.34	22.82	22.34
5	CHHATTI SGARH	27.89	10.73	18.31	27.07	10.67	18.53	27.93	15.48	21.01
6	GOA	12.98	15.12	14.69	10.58	14.68	13.65	10.82	15.87	14.24
7	GUJARAT	6.80	23.81	19.24	6.95	22.41	18.12	9.56	20.32	17.18
8	HARYANA	22.93	18.20	19.35	22.23	17.30	18.65	33.30	17.39	22.14
9	HI MACHAL PRADESH	11.59	20.19	19.14	13.88	20.14	19.34	12.79	20.78	19.91
10	JAMMU & KASHMI R	. . .	11.61	10.97	11.19	11.82	11.79	9.48	11.67	11.55
11	JHARKHAND	12.13	20.66	17.55	12.41	21.50	17.79	12.87	20.45	17.48
12	KARNATAKA	14.78	19.65	18.27	17.16	19.11	18.49	18.27	18.83	18.64
13	KERALA	7.52	21.36	19.75	9.07	20.29	18.67	9.18	20.72	18.85
14	MADHYA PRADESH	17.36	18.34	18.04	18.10	18.99	18.71	16.09	19.14	18.18
15	MAHARASHTRA	3.82	26.34	22.33	4.12	26.51	22.19	5.77	27.07	22.95
16	MANI PUR	4.70	13.71	11.79	5.96	14.26	12.25	4.90	14.11	11.59
17	MEGHALAYA	17.60	19.43	18.69	8.25	16.70	12.44	6.39	17.05	11.45
18	MI ZORAM	16.24	14.35	15.05	14.68	14.76	14.73	12.93	15.98	14.75
19	NAGALAND	5.08	16.57	14.64	4.88	25.31	21.15	1.60	24.75	20.17
20	ODI SHA	22.65	19.06	20.07	21.14	18.02	18.92	21.48	16.54	17.98
21	PUNJAB	19.15	15.22	15.46	24.08	15.70	16.61	21.65	14.18	15.10
22	RAJASTHAN	17.99	22.13	21.17	15.02	21.58	20.07	19.59	21.10	20.76
23	SI KKI M	14.22	6.43	8.23	8.77	8.73	8.74	11.73	7.14	8.55
24	TAMI L NADU	8.49	19.82	17.44	11.04	18.22	16.44	11.73	17.54	16.24
25	TRI PURA	9.51	28.86	24.55	8.25	28.81	23.70	7.67	29.04	24.06
26	UTTARAKHAND	14.43	27.81	25.42	17.36	25.84	24.10	17.38	26.28	24.49
27	UTTAR PRADESH	15.00	20.64	19.61	22.98	18.54	19.46	20.62	19.15	19.46
28	WEST BENGAL	14.58	21.89	20.48	14.98	21.82	20.19	15.18	21.92	20.26
TOTAL (STATES)		13.91	20.59	19.08	14.85	20.19	18.85	15.55	20.16	18.99
29	A. & N. I SLANDS	15.34	14.69	14.94	17.09	15.12	15.99	15.22	14.88	15.04
30	CHANDI GARH	24.36	15.00	15.70	18.44	14.17	14.66	21.45	14.78	15.71
31	DADRA & NAGAR HAVELI	26.63	1.58	3.88	21.69	1.75	4.91	16.97	25.26	18.90
32	DAMAN & DIU	14.01	3.52	5.02	13.83	4.10	5.98	13.41	3.92	6.02
33	DELHI	13.18	22.45	19.13	16.88	19.51	18.64	17.93	20.40	19.54
34	LAKSHADWEEP	20.87	13.66	15.04	14.19	14.53	14.46	19.38	11.90	13.78
35	PUDUCHERRY	13.03	14.55	13.95	17.03	14.75	15.53	16.97	9.67	11.79
TOTAL (U. T. )		13.94	17.49	16.37	17.03	16.30	16.53	17.57	17.22	17.33
TOTAL (STATES & U. T. )		13.84	20.52	19.01	14.91	20.10	18.79	15.61	20.10	18.95

.. NICNET ..

STATEMENT NO (3-B) : PERCENTAGE OF TOTAL PLAN & NON-PLAN BUDGETED EXPENDITURE ON EDUCATION & OTHER DEPARTMENT TO THE TOTAL STATE PLAN & NON-PLAN BUDGETED EXPENDITURE ( REVENUE ACCOUNT )

S. NO.	STATE/ UNION TERRITORY	2011-12(ACTUALS)			2012-13(R. E. )			2013-14(B. E. )		
		PLAN	NON-PLAN	TOTAL	PLAN	NON-PLAN	TOTAL	PLAN	NON-PLAN	TOTAL
1	ANDHRA PRADESH	31.31	19.92	22.89	24.21	21.09	21.88	27.35	20.31	22.21
2	ARUNACHAL PRADESH	7.17	15.89	12.81	14.36	15.10	14.84	10.24	17.42	15.10
3	ASSAM	14.43	29.85	26.08	14.77	31.43	26.27	13.62	32.85	27.39
4	BIHAR	24.42	22.67	23.14	32.08	22.68	25.96	28.44	24.75	25.95
5	CHHATTI SGARH	29.33	18.99	23.56	29.65	17.73	23.44	30.44	18.36	23.72
6	GOA	27.34	17.49	19.50	24.94	16.94	18.95	23.57	18.51	20.14
7	GUJARAT	16.01	25.73	23.12	16.24	24.66	22.33	18.28	22.37	21.18
8	HARYANA	29.10	20.42	22.54	31.72	18.99	22.46	38.17	20.49	25.77
9	HIMACHAL PRADESH	14.82	22.08	21.19	16.99	22.06	21.41	16.62	23.19	22.47
10	JAMMU & KASHMIR	...	14.50	13.70	20.56	20.72	20.71	12.31	14.53	14.40
11	JHARKHAND	19.95	23.03	21.91	19.00	23.94	21.92	18.72	23.00	21.32
12	KARNATAKA	21.47	21.87	21.75	23.47	21.25	21.95	24.51	21.14	22.28
13	KERALA	21.48	24.22	23.90	22.44	23.21	23.10	22.57	23.65	23.47
14	MADHYA PRADESH	23.82	22.32	22.77	24.45	23.07	23.51	22.21	23.45	23.05
15	MAHARASHTRA	11.15	29.06	25.87	11.73	29.24	25.85	13.75	29.90	26.78
16	MANI PUR	12.09	18.90	17.46	16.34	19.11	18.44	13.33	18.55	17.12
17	MEGHALAYA	22.49	20.67	21.40	12.96	18.18	15.54	8.96	18.46	13.47
18	MI ZORAM	19.06	15.38	16.73	16.98	15.88	16.34	13.91	17.16	15.85
19	NAGALAND	9.41	20.55	18.68	8.49	27.36	23.52	4.40	26.70	22.29
20	ODI SHA	29.43	21.69	23.86	29.71	21.01	23.53	28.88	19.30	22.09
21	PUNJAB	23.49	17.19	17.58	26.16	18.41	19.24	25.04	16.68	17.71
22	RAJASTHAN	19.46	23.40	22.49	16.30	22.80	21.29	21.95	22.27	22.20
23	SIKKIM	19.97	7.12	10.10	13.19	9.55	10.63	16.78	7.92	10.64
24	TAMIL NADU	13.62	22.41	20.57	15.93	20.56	19.41	16.23	19.78	18.98
25	TRI PURA	20.22	29.98	27.81	17.41	30.18	27.01	20.03	30.30	27.91
26	UTTARAKHAND	23.14	30.16	28.90	27.36	28.44	28.21	25.05	28.72	27.99
27	UTTAR PRADESH	18.57	23.43	22.54	26.28	21.53	22.51	24.15	21.99	22.45
28	WEST BENGAL	16.97	23.04	21.87	16.24	23.03	21.41	16.96	23.02	21.53
TOTAL (STATES)		20.69	23.12	22.55	21.69	22.89	22.59	22.27	22.67	22.57
29	A. & N. ISLANDS	17.44	15.64	16.35	18.95	16.16	17.38	16.86	15.97	16.38
30	CHANDI GARH	44.91	20.23	22.05	31.43	18.66	20.14	34.24	19.66	21.68
31	DADRA & NAGAR HAVELI	28.05	1.64	4.06	22.61	1.81	5.11	17.88	26.20	19.81
32	DAMAN & DIU	18.76	3.72	5.88	17.63	4.33	6.90	17.27	4.15	7.05
33	DELHI	15.13	24.22	20.96	18.86	21.13	20.37	20.17	22.09	21.42
34	LAKSHADWEEP	36.45	14.76	18.93	25.17	15.67	17.56	34.03	13.11	18.38
35	PUDUCHERRY	24.91	16.33	19.73	26.42	16.61	19.94	26.04	10.95	15.33
TOTAL (U. T. )		17.82	19.33	18.86	20.21	18.03	18.70	21.06	19.06	19.73
TOTAL (STATES & U. T. )		20.58	23.03	22.46	21.65	22.77	22.49	22.23	22.59	22.50

.. NI CNET ..

## STATEMENT NO (4) : TOTAL STATE BUDGETED EXPENDITURE ON EDUCATION &amp; TRAINING ( REVENUE ACCOUNT )

(RUPEES IN THOUSANDS)

S. NO.	STATE/ UNION TERRITORY	2011-12(ACTUALS)				2012-13(R. E.)				2013-14(B. E.)			
		TOTAL STATE BUDGET	EXP. ON TRAN. & OTHER DEPT.	EDN. BY EDU. DEPT.	% AGE OF COL(3) TO COL(2)	TOTAL STATE BUDGET	EXP. ON TRAN. & OTHER DEPT.	EDN. BY EDU. DEPT.	% AGE OF COL(6) TO COL(5)	TOTAL STATE BUDGET	EXP. ON TRAN. & OTHER DEPT.	EDN. BY EDU. DEPT.	% AGE OF COL(9) TO COL(8)
1	2	3	4	5	6	7	8	9	10				
1	ANDHRA PRADESH	904153600.00	206917499.00	22.89	1078149700.00	235876281.00	21.88	1267494100.00	281558294.00	22.21			
2	ARUNACHAL PRADESH	44178600.00	5657147.00	12.81	52119400.00	7733956.00	14.84	46341600.00	6995469.00	15.10			
3	ASSAM	265285500.00	69195611.00	26.08	374010000.00	98257833.00	26.27	381838000.00	104582520.00	27.39			
4	BIHAR	464994900.00	107585389.00	23.14	674527700.00	175092827.00	25.96	732576200.00	190073328.00	25.95			
5	CHHATTI SGARH	226280500.00	53320111.00	23.56	301647200.00	70695200.00	23.44	350158500.00	83071182.00	23.72			
6	GOA	54820800.00	10688940.00	19.50	68885500.00	13056349.00	18.95	75104300.00	15125832.00	20.14			
7	GUJARAT	597444600.00	138126240.00	23.12	718937500.00	160509162.00	22.33	811503900.00	171839083.00	21.18			
8	HARYANA	320148900.00	72147303.00	22.54	409874600.00	92051187.00	22.46	462235600.00	119128978.00	25.77			
9	HI MACHAL PRADESH	138979700.00	29446272.00	21.19	163810000.00	35071276.00	21.41	176469800.00	39659522.00	22.47			
10	JAMMU & KASHMI R	226804800.00	31079694.00	13.70	248392300.00	51450103.00	20.71	282366400.00	40672522.00	14.40			
11	JHARKHAND	209915800.00	45993630.00	21.91	281254300.00	61653536.00	21.92	304350800.00	64894544.00	21.32			
12	KARNATAKA	651150700.00	141633577.00	21.75	839408100.00	184274184.00	21.95	973905300.00	216955394.00	22.28			
13	KERALA	460446200.00	110060422.00	23.90	516756400.00	119346946.00	23.10	603278500.00	141612183.00	23.47			
14	MADHYA PRADESH	526937100.00	119999337.00	22.77	653083900.00	153508423.00	23.51	743886500.00	171494020.00	23.05			
15	MAHARASHTRA	1235541900.00	319629390.00	25.87	1445961700.00	373821819.00	25.85	1558025700.00	417194492.00	26.78			
16	MANI PUR	50052200.00	8736678.00	17.46	58749100.00	10833911.00	18.44	66929500.00	11460362.00	17.12			
17	MEGHALAYA	48348000.00	10348733.00	21.40	59644400.00	9269549.00	15.54	73332700.00	9879045.00	13.47			
18	MI ZORAM	37238600.00	6231204.00	16.73	46730400.00	7636541.00	16.34	46576100.00	7383710.00	15.85			
19	NAGALAND	48756600.00	9106998.00	18.68	57325000.00	13480541.00	23.52	61410200.00	13688834.00	22.29			
20	ODI SHA	346602300.00	82697307.00	23.86	426513200.00	100338058.00	23.53	493943700.00	109124932.00	22.09			
21	PUNJAB	330453200.00	58107910.00	17.58	440276500.00	84729220.00	19.24	444124600.00	78644272.00	17.71			
22	RAJASTHAN	536533100.00	120641171.00	22.49	677118900.00	144181748.00	21.29	761947400.00	169115577.00	22.20			
23	SI KKI M	32301400.00	3260851.00	10.10	35943800.00	3821153.00	10.63	39833100.00	4239437.00	10.64			
24	TAMI L NADU	838380400.00	172419541.00	20.57	1013258700.00	196702042.00	19.41	1179158100.00	223859973.00	18.98			
25	TRI PURA	48090800.00	13372095.00	27.81	57762800.00	15598931.00	27.01	67654000.00	18882370.00	27.91			
26	UTTARAKHAND	129753200.00	37503583.00	28.90	159853200.00	45099545.00	28.21	180542100.00	50525149.00	27.99			
27	UTTAR PRADESH	1238851700.00	279295613.00	22.54	1511416300.00	340228018.00	22.51	1678922000.00	376895012.00	22.45			
28	WEST BENGAL	733263800.00	160355258.00	21.87	853623200.00	182758114.00	21.41	918917700.00	197856892.00	21.53			
	TOTAL (STATES)	10745708900.00	2423557504.00	22.55	13225033800.00	2987076453.00	22.59	14782826400.00	3336412928.00	22.57			
29	A. & N. ISLANDS	21450720.00	3506788.00	16.35	23795700.00	4136639.00	17.38	26317000.00	4311115.00	16.38			
30	CHANDI GARH	22326680.00	4923820.00	22.05	27975400.00	5633300.00	20.14	29424400.00	6378412.00	21.68			
31	DADRA & NAGAR HAVELI	19597698.00	796236.00	4.06	21139400.00	1080220.00	5.11	5580500.00	1105770.00	19.81			
32	DAMAN & DIU	10331618.00	607420.00	5.88	10387900.00	717200.00	6.90	11927600.00	841100.00	7.05			
33	DELHI	179648600.00	37652530.00	20.96	220538300.00	44929138.00	20.37	243547000.00	52157592.00	21.42			
34	LAKSHADWEEP	6118000.00	1158283.00	18.93	6798700.00	1194100.00	17.56	7784300.00	1430535.00	18.38			
35	PUDUCHERRY	32222400.00	6356057.00	19.73	31757400.00	6331831.00	19.94	49645900.00	7609012.00	15.33			
	TOTAL (U. T. s)	291695716.00	55001134.00	18.86	342392800.00	64022428.00	18.70	374226700.00	73833536.00	19.73			
	TOTAL (STATES & U. T.)	11037404616.00	2478558638.00	22.46	13567426600.00	3051098881.00	22.49	15157053100.00	3410246464.00	22.50			
	TOTAL ( CENTRE )	11457860000.00	860745243.00	7.51	12630720000.00	1033118200.00	8.18	14361680000.00	1241181541.00	8.64			
	GRAND TOTAL	22495264616.00	3339303881.00	14.84	26198146600.00	4084217081.00	15.59	29518733100.00	4651428005.00	15.76			

... NI CNET ...

STATEMENT NO (5) : PLAN & NONPLAN BUDGETED EXPENDITURE ON EDUCATION OF EDUCATION DEPARTMENT  
( REVENUE ACCOUNT )

(RUPEES IN THOUSANDS)

2011-12 (ACTUALS)						
S. NO.	STATE/ UNION TERRITORY	TOTAL EXP. ON EDN. OF THE EDN. DEPARTMENT	PLAN EXP. ON EDN. OF THE EDUCATION DEPARTMENT	% AGE OF COL. (3) TO COL. (2)	NON-PLAN EXP. ON EDN. OF THE EDN. DEPARTMENT	% AGE OF COL. (5) TO COL. (2)
1	2	3	4	5	6	
1	ANDHRA PRADESH	142150666.00	29601006.00	20.82	112549660.00	79.18
2	ARUNACHAL PRADESH	4737695.00	636119.00	13.43	4101576.00	86.57
3	ASSAM	60918352.00	6860369.00	11.26	54057983.00	88.74
4	BIHAR	98528210.00	27266035.00	27.67	71262175.00	72.33
5	CHHATTISGARH	41440618.00	27900807.00	67.33	13539811.00	32.67
6	GOA	8051219.00	1451953.00	18.03	6599266.00	81.97
7	GUJARAT	114976564.00	10913410.00	9.49	104063154.00	90.51
8	HARYANA	61956577.00	17870000.00	28.84	44086577.00	71.16
9	HIMACHAL PRADESH	26600159.00	1971102.00	7.41	24629057.00	92.59
10	JAMMU & KASHMIR	24877919.00	0.00	0.00	24877919.00	100.00
11	JHARKHAND	36840532.00	9271226.00	25.17	27569306.00	74.83
12	KARNATAKA	118933904.00	27446879.00	23.08	91487025.00	76.92
13	KERALA	90956587.00	4009586.00	4.41	86947001.00	95.59
14	MADHYA PRADESH	95068459.00	27803594.00	29.25	67264865.00	70.75
15	MAHARASHTRA	275837320.00	8408659.00	3.05	267428661.00	96.95
16	MANI PUR	5903288.00	500272.00	8.47	5403016.00	91.53
17	MEGHALAYA	9035509.00	3448078.00	38.16	5587431.00	61.84
18	MIZORAM	5602935.00	2229783.00	39.80	3373152.00	60.20
19	NAGALAND	7140055.00	415832.00	5.82	6724223.00	94.18
20	ODISHA	69555653.00	22018479.00	31.66	47537174.00	68.34
21	PUNJAB	51101992.00	4004816.00	7.84	47097176.00	92.16
22	RAJASTHAN	113587509.00	22333777.00	19.66	91253732.00	80.34
23	SIKKIM	2659086.00	1064354.00	40.03	1594732.00	59.97
24	TAMIL NADU	146247060.00	14928529.00	10.21	131318531.00	89.79
25	TRIPURA	11807688.00	1019077.00	8.63	10788611.00	91.37
26	UTTARAKHAND	32977918.00	3349402.00	10.16	29628516.00	89.84
27	UTTAR PRADESH	242915042.00	33917586.00	13.96	208997456.00	86.04
28	WEST BENGAL	150140636.00	20624708.00	13.74	129515928.00	86.26
TOTAL (STATES)		2050549152.00	331265438.00	16.15	1719283714.00	83.85
29	A. & N. ISLANDS	3205185.00	1294599.00	40.39	1910586.00	59.61
30	CHANDIGARH	3504430.00	402446.00	11.48	3101984.00	88.52
31	DADRA & NAGAR HAVELI	760520.00	479482.00	63.05	281038.00	36.95
32	DAMAN & DIU	518850.00	207625.00	40.02	311225.00	59.98
33	DELHI	34357813.00	8489728.00	24.71	25868085.00	75.29
34	LAKSHADWEEP	920400.00	245700.00	26.69	674700.00	73.31
35	PUDUCHERRY	4493528.00	1659139.00	36.92	2834389.00	63.08
TOTAL (U. T. s)		47760726.00	12778719.00	26.76	34982007.00	73.24
TOTAL (STATES & U. T. )		2098309878.00	344044157.00	16.40	1754265721.00	83.60
TOTAL ( CENTRE )		602607981.00	507691981.00	84.25	94916000.00	15.75
GRAND TOTAL		2700917859.00	851736138.00	31.54	1849181721.00	68.46

... NI CNET ...

STATEMENT NO (5) : PLAN & NONPLAN BUDGETED EXPENDITURE ON EDUCATION OF EDUCATION DEPARTMENT  
( REVENUE ACCOUNT )

(RUPEES IN THOUSANDS)

2012-13 (REVISED ESTIMATES)						
S. NO.	STATE/ UNION TERRITORY	TOTAL EXP. ON EDN. OF THE EDN. DEPARTMENT	PLAN EXP. ON EDN. OF THE EDUCATION DEPARTMENT	% AGE OF COL. (8) TO COL. (7)	NON-PLAN EXP. ON EDN. OF THE EDN. DEPARTMENT	% AGE OF COL. (10) TO COL. (7)
1		7	8	9	10	11
1	ANDHRA PRADESH	167664625.00	23244288.00	13.86	144420337.00	86.14
2	ARUNACHAL PRADESH	6715818.00	2072736.00	30.86	4643082.00	69.14
3	ASSAM	85555202.00	10549269.00	12.33	75005933.00	87.67
4	BIHAR	143507030.00	51684645.00	36.02	91822385.00	63.98
5	CHHATTI SGARH	55880506.00	39111177.00	69.99	16769329.00	30.01
6	GOA	9401833.00	1835429.00	19.52	7566404.00	80.48
7	GUJARAT	130250943.00	13880169.00	10.66	116370774.00	89.34
8	HARYANA	76422171.00	24849063.00	32.52	51573108.00	67.48
9	HIMACHAL PRADESH	31682333.00	2919527.00	9.22	28762806.00	90.79
10	JAMMU & KASHMIR	29292606.00	1382405.00	4.72	27910201.00	95.28
11	JHARKHAND	50023155.00	14263150.00	28.51	35760005.00	71.49
12	KARNATAKA	155217764.00	45712878.00	29.45	109504886.00	70.55
13	KERALA	96455363.00	6795826.00	7.05	89659537.00	92.95
14	MADHYA PRADESH	122189094.00	37050143.00	30.32	85138951.00	69.68
15	MAHARASHTRA	320809092.00	11520227.00	3.59	309288865.00	96.41
16	MANI PUR	7197779.00	847442.00	11.77	6350337.00	88.23
17	MEGHALAYA	7417976.00	2485600.00	33.51	4932376.00	66.49
18	MI ZORAM	6881450.00	2866640.00	41.66	4014810.00	58.34
19	NAGALAND	12127020.00	569672.00	4.70	11557348.00	95.30
20	ODI SHA	80710623.00	26037501.00	32.26	54673122.00	67.74
21	PUNJAB	73109713.00	11435413.00	15.64	61674300.00	84.36
22	RAJASTHAN	135873182.00	23529359.00	17.32	112343823.00	82.68
23	SIKKIM	3141067.00	934867.00	29.76	2206200.00	70.24
24	TAMIL NADU	166567860.00	27694293.00	16.63	138873567.00	83.37
25	TRI PURA	13691257.00	1183570.00	8.64	12507687.00	91.36
26	UTTARAKHAND	38519379.00	5712637.00	14.83	32806742.00	85.17
27	UTTAR PRADESH	294114290.00	71924808.00	24.45	222189482.00	75.55
28	WEST BENGAL	172350446.00	30491477.00	17.69	141858969.00	82.31
TOTAL (STATES)		2492769577.00	492584211.00	19.76	2000185366.00	80.24
29	A. & N. ISLANDS	3804700.00	1787400.00	46.98	2017300.00	53.02
30	CHANDI GARH	4101800.00	595900.00	14.53	3505900.00	85.47
31	DADRA & NAGAR HAVELI	1037700.00	726800.00	70.04	310900.00	29.96
32	DAMAN & DIU	621500.00	277700.00	44.68	343800.00	55.32
33	DELHI	41103144.00	12408500.00	30.19	28694644.00	69.81
34	LAKSHADWEEP	983300.00	192500.00	19.58	790800.00	80.42
35	PUDUCHERRY	4930367.00	1835158.00	37.22	3095209.00	62.78
TOTAL (U. T. s)		56582511.00	17823958.00	31.50	38758553.00	68.50
TOTAL (STATES & U. T. )		2549352088.00	510408169.00	20.02	2038943919.00	79.98
TOTAL ( CENTRE )		668189700.00	562079700.00	84.12	106110000.00	15.88
GRAND TOTAL		3217541788.00	1072487869.00	33.33	2145053919.00	66.67

... IN CNET ...

STATEMENT NO (5) : PLAN & NONPLAN BUDGETED EXPENDITURE ON EDUCATION OF EDUCATION DEPARTMENT  
( REVENUE ACCOUNT )

(RUPEES IN THOUSANDS)

2013-14 (BUDGET ESTIMATES)						
S. NO.	STATE/ UNION TERRITORY	TOTAL EXP. ON EDN. OF THE EDN. DEPARTMENT	PLAN EXP. ON EDN. OF THE EDUCATION DEPARTMENT	% AGE OF COL. (13) TO COL. (12)	NON-PLAN EXP. ON EDN. OF THE EDN. DEPARTMENT	% AGE OF COL. (15) TO COL. (12)
1		12	13	14	15	16
1	ANDHRA PRADESH	193600715.00	33639335.00	17.38	159961380.00	82.62
2	ARUNACHAL PRADESH	6104938.00	1104290.00	18.09	5000648.00	81.91
3	ASSAM	91671045.00	8339699.00	9.10	83331346.00	90.90
4	BIHAR	163635548.00	50686192.00	30.98	112949356.00	69.02
5	CHHATTISGARH	73555942.00	43423127.00	59.03	30132815.00	40.97
6	GOA	10695755.00	2622835.00	24.52	8072920.00	75.48
7	GUJARAT	139390176.00	22657222.00	16.25	116732954.00	83.75
8	HARYANA	102333667.00	45962370.00	44.91	56371297.00	55.09
9	HIMACHAL PRADESH	35129172.00	2453983.00	6.99	32675189.00	93.01
10	JAMMU & KASHMIR	32613260.00	1496666.00	4.59	31116594.00	95.41
11	JHARKHAND	53197189.00	15348500.00	28.85	37848689.00	71.15
12	KARNATAKA	181540745.00	60035841.00	33.07	121504904.00	66.93
13	KERALA	113737078.00	8964050.00	7.88	104773028.00	92.12
14	MADHYA PRADESH	135204796.00	37914945.00	28.04	97289851.00	71.96
15	MAHARASHTRA	357519406.00	17387956.00	4.86	340131450.00	95.14
16	MANI PUR	7759349.00	896032.00	11.55	6863317.00	88.45
17	MEGHALAYA	8395900.00	2459900.00	29.30	5936000.00	70.70
18	MIZORAM	6871879.00	2423402.00	35.27	4448477.00	64.73
19	NAGALAND	12386429.00	194050.00	1.57	12192379.00	98.43
20	ODISHA	88816462.00	30923793.00	34.82	57892669.00	65.18
21	PUNJAB	67048902.00	11788438.00	17.58	55260464.00	82.42
22	RAJASTHAN	158149276.00	33812019.00	21.38	124337257.00	78.62
23	SIKKIM	3405464.00	1437294.00	42.21	1968170.00	57.79
24	TAMIL NADU	191531293.00	30918197.00	16.14	160613096.00	83.86
25	TRIPURA	16277780.00	1209230.00	7.43	15068550.00	92.57
26	UTTARAKHAND	44213244.00	6309335.00	14.27	37903909.00	85.73
27	UTTAR PRADESH	326794964.00	73750705.00	22.57	253044259.00	77.43
28	WEST BENGAL	186196281.00	34268360.00	18.40	151927921.00	81.60
TOTAL (STATES)		2807776655.00	582427766.00	20.74	2225348889.00	79.26
29	A. & N. ISLANDS	3957900.00	1844700.00	46.61	2113200.00	53.39
30	CHANDIGARH	4622100.00	874500.00	18.92	3747600.00	81.08
31	DADRA & NAGAR HAVELI	1054700.00	727100.00	68.94	327600.00	31.06
32	DAMAN & DIU	718200.00	353900.00	49.28	364300.00	50.72
33	DELHI	47586750.00	15272800.00	32.09	32313950.00	67.91
34	LAKSHADWEEP	1073000.00	380000.00	35.41	693000.00	64.59
35	PUDUCHERRY	5852584.00	2444364.00	41.77	3408220.00	58.23
TOTAL (U. T. s)		64865234.00	21897364.00	33.76	42967870.00	66.24
TOTAL (STATES & U. T. )		2872641889.00	604325130.00	21.04	2268316759.00	78.96
TOTAL ( CENTRE )		787010400.00	651070000.00	82.73	135940400.00	17.27
GRAND TOTAL		3659652289.00	1255395130.00	34.30	2404257159.00	65.70

... NI CNET ...



STATEMENT NO. (6): TOTAL PLAN BUDGETED EXPENDITURE ON EDUCATION BY ALL DEPARTMENTS  
(REVENUE ACCOUNT)

(RUPEES IN THOUSANDS)

SL. NO.	STATE/UNI ON TERRITORY	2011-12(ACTUALS)				2012-13(R. E.)				2013-14(B. E.)			
		PLAN EXP. BY EDN. DEPARTMENT	PLAN EXP. BY OTHER DEPARTMENT	TOTAL PLAN EXPENDITURE	%AGE OF PLAN EXP. ON EDN.	PLAN EXP. BY EDN. DEPARTMENT	PLAN EXP. BY OTHER DEPARTMENT	TOTAL PLAN EXPENDITURE	%AGE OF PLAN EXP. ON EDN.	PLAN EXP. BY EDN. DEPARTMENT	PLAN EXP. BY OTHER DEPARTMENT	TOTAL PLAN EXPENDITURE	%AGE OF PLAN EXP. ON EDN.
1	ANDHRA PRADESH	29601006.00	44042467.00	73643473.00	35.59	23244288.00	42954717.00	66199005.00	28.07	33693335.00	60018108.00	93657443.00	33.26
2	ARUNACHAL PRADESH	636119.00	485010.00	1121129.00	19.82	2072736.00	569814.00	2642550.00	34.17	1104290.00	430283.00	1534573.00	21.94
3	ASSAM	6860369.00	2499486.00	9359855.00	13.53	10549269.00	6566395.00	17115664.00	17.42	8339699.00	6431143.00	14770842.00	14.12
4	BI HAR	27266035.00	3222837.00	30488872.00	28.34	51684645.00	23727099.00	75411744.00	43.07	50686192.00	16852755.00	67538947.00	35.53
5	CHHATTI SGARH	27900807.00	1444707.00	29345514.00	55.04	39111177.00	3726813.00	42837990.00	60.60	43423127.00	3902865.00	47325992.00	56.97
6	GOA	1451953.00	1605495.00	3057448.00	28.60	1835429.00	2490480.00	4325909.00	33.13	2622835.00	3089057.00	5711892.00	37.76
7	GUJARAT	10913410.00	14762018.00	25675428.00	18.59	13880169.00	18539146.00	32419315.00	20.20	22657222.00	20684981.00	43342203.00	25.22
8	HARYANA	17870000.00	4805269.00	22675269.00	31.43	24849063.00	10604194.00	35453257.00	38.51	45962370.00	6728798.00	52691168.00	44.23
9	HI WACHAL PRADESH	1971102.00	549183.00	2520285.00	8.56	2919527.00	652464.00	3571991.00	10.18	2453983.00	735765.00	3189748.00	8.04
10	JAMMU & KASHMI R	.	.	.	0.00	1382405.00	1157186.00	2539591.00	4.94	1496666.00	446696.00	1943362.00	4.78
11	JHARKHAND	9271226.00	5985706.00	15256932.00	33.17	14263150.00	7564522.00	21827672.00	35.40	15348500.00	6980832.00	22329332.00	34.41
12	KARNATAKA	27446879.00	12408721.00	39855600.00	28.14	45712878.00	16782704.00	62495592.00	33.91	60035841.00	20521436.00	80557277.00	37.13
13	KERALA	4009586.00	7444940.00	11454526.00	10.41	6795826.00	10015211.00	16811037.00	14.09	8964050.00	13067035.00	22031085.00	15.56
14	MADHYA PRADESH	27803594.00	10349053.00	38152647.00	31.79	37050143.00	12990485.00	50040628.00	32.60	37914945.00	14407750.00	52322695.00	30.51
15	MAHARASHTRA	8408659.00	16163972.00	24572631.00	7.69	11520227.00	21246685.00	32766912.00	8.77	17387956.00	24070248.00	41458204.00	9.94
16	MANI PUR	500272.00	786554.00	1286826.00	14.73	847442.00	1476467.00	2323909.00	21.45	896032.00	1540805.00	2436837.00	21.26
17	MEGHALAYA	3448078.00	956242.00	4404320.00	42.56	2485600.00	1416814.00	3902414.00	42.10	2459900.00	990732.00	3450632.00	34.93
18	MI ZORAM	2229783.00	387158.00	2616941.00	42.00	2866640.00	450097.00	3316737.00	43.43	2423402.00	183654.00	2607056.00	35.31
19	NAGALAND	415832.00	354357.00	770189.00	8.46	569672.00	421112.00	990784.00	7.35	194050.00	340685.00	534735.00	3.91
20	ODI SHA	22018479.00	6589685.00	28608164.00	34.59	26037501.00	10549587.00	36587088.00	36.46	30923793.00	10643531.00	41567324.00	38.09
21	PUNJAB	4004816.00	906629.00	4911445.00	8.45	11435413.00	986624.00	12422037.00	14.66	11788438.00	1845204.00	13633642.00	17.34
22	RAJASTHAN	22333777.00	1830608.00	24164385.00	20.03	23529359.00	1992522.00	25521881.00	17.70	33812019.00	4068564.00	37880583.00	22.40
23	SI KKI M	1064354.00	430207.00	1494561.00	45.83	934867.00	471365.00	1406232.00	36.80	1437294.00	618106.00	2055400.00	48.48
24	TAMI L NADU	14928529.00	9004466.00	23932995.00	13.88	27694293.00	12281873.00	39976166.00	20.32	30918197.00	11846232.00	42764429.00	19.10
25	TRI PURA	1019077.00	1147095.00	2166172.00	16.20	1183570.00	1315094.00	2498664.00	16.20	1209230.00	1946879.00	3156109.00	16.71
26	UTTARAKHAND	3349402.00	2022382.00	5371784.00	14.32	5712637.00	3288833.00	9001470.00	19.96	6309335.00	2787618.00	9096953.00	18.00
27	UTTAR PRADESH	33917586.00	8070982.00	41988568.00	15.03	71924808.00	10329739.00	82254547.00	24.18	73750705.00	12613535.00	86364240.00	22.91
28	WEST BENGAL	20624708.00	3386240.00	24010948.00	14.97	30491477.00	2583328.00	33074805.00	18.10	34268360.00	4021624.00	38289984.00	19.35
TOTAL STATES		331265438.00	161641469.00	492906907.00	20.34	492584211.00	227151370.00	719735581.00	24.09	582427766.00	251814921.00	834242687.00	25.00
29	A. & N. I SLANDS	1294599.00	177655.00	1472254.00	41.98	1787400.00	193932.00	1981332.00	47.90	1844700.00	199124.00	2043824.00	47.41
30	CHANDI GARH	402446.00	339431.00	741877.00	15.07	595900.00	419800.00	1015700.00	18.03	874500.00	521400.00	1395900.00	21.88
31	DADRA & NAGAR HAVELI	479482.00	25648.00	505130.00	63.44	726800.00	31020.00	757820.00	70.15	727100.00	38970.00	766070.00	69.28
32	DAWAN & DI U	207625.00	70288.00	277913.00	45.75	277700.00	76400.00	354100.00	49.37	353900.00	101800.00	455700.00	54.18
33	DELHI	8489728.00	1253197.00	9742925.00	25.88	12408500.00	1452000.00	13860500.00	30.85	15272800.00	1903500.00	17176300.00	32.93
34	LAKSHADWEEP	245700.00	183372.00	429072.00	37.04	192500.00	149060.00	341560.00	28.60	380000.00	287300.00	667300.00	46.65
35	PUDUCHERRY	1659139.00	1513971.00	3173110.00	49.92	1835158.00	1012263.00	2847421.00	44.97	2444364.00	1306799.00	3751163.00	49.30
TOTAL U. T.		12778719.00	3563562.00	16342281.00	29.71	17823958.00	3334475.00	21158433.00	33.05	21897364.00	4358893.00	26256257.00	35.56
TOTAL (STATES & UTs)		344044157.00	165205031.00	509249188.00	20.55	510408169.00	230485845.00	740894014.00	24.28	604325130.00	256173814.00	860498944.00	25.23
TOTAL ( CENTRE )		507691981.00	182686086.00	690378067.00	80.21	562079700.00	196291625.00	758371325.00	73.41	651070000.00	271825038.00	922895038.00	74.36
GRAND TOTAL		851736138.00	347891117.00	1199627255.00	35.92	1072487869.00	426777470.00	1499265339.00	36.71	1255395130.00	527998852.00	1783393982.00	38.34

.. NI CNET ..

## STATEMENT NO. ( 7 ): PLAN &amp; NON-PLAN BUDGETED EXPENDITURE ON ELEMENTARY EDUCATION

(RUPEES IN THOUSANDS)

SL. NO.	STATE/UNI ON TERRITORY	2011-12(ACTUALS)				2012-13(R.E.)				2013-14(B.E.)			
		PLAN	NON-PLAN	TOTAL	% AGE TO TOTAL EXP. ON EDUCATION	PLAN	NON-PLAN	TOTAL	% AGE TO TOTAL EXP. ON EDUCATION	PLAN	NON-PLAN	TOTAL	% AGE TO TOTAL EXP. ON EDUCATION
1	ANDHRA PRADESH	16338955.00	47267398.00	63606353.00	44.75	11798316.00	58153648.00	69951964.00	41.72	17550069.00	65394548.00	82944617.00	42.84
2	ARUNACHAL PRADESH	246646.00	2692113.00	2938759.00	62.03	1436243.00	3120215.00	4556458.00	67.85	543972.00	3348268.00	3892240.00	63.76
3	ASSAM	2944854.00	29311879.00	32256733.00	52.95	3860210.00	39786018.00	43646228.00	51.02	3947846.00	46095331.00	50043177.00	54.59
4	BIHAR	17546542.00	39177062.00	56723604.00	57.57	38904550.00	50466518.00	89371068.00	62.28	38293449.00	62313616.00	100607065.00	61.48
5	CHHATTISGARH	18502259.00	8268984.00	26771243.00	64.60	24986940.00	10226990.00	35213930.00	63.02	26536430.00	15331450.00	41867880.00	56.92
6	GOA	284617.00	1565287.00	1849904.00	22.98	232560.00	1699603.00	1932163.00	20.55	315869.00	1903438.00	2219307.00	20.75
7	GUJARAT	5979088.00	61400500.00	67379588.00	58.60	7928965.00	68159837.00	76088802.00	58.42	12763748.00	70331383.00	83095101.00	59.61
8	HARYANA	11070639.00	21991160.00	33061799.00	53.36	15339384.00	32549649.00	47889033.00	62.66	31897800.00	35325685.00	67223485.00	65.69
9	HIMACHAL PRADESH	1056338.00	14290062.00	15346400.00	57.69	1573817.00	16766535.00	18340352.00	57.89	1471946.00	19436095.00	20908041.00	59.52
10	JAMMU & KASHMIR	0.00	10625072.00	10625072.00	42.71	119742.00	11282534.00	11402276.00	38.93	38382.00	12864287.00	12902669.00	39.56
11	JHARKHAND	7471144.00	19486008.00	26957152.00	73.17	10319100.00	25015624.00	35334724.00	70.64	11243400.00	26675080.00	37918480.00	71.28
12	KARNATAKA	12387283.00	48137441.00	60524724.00	50.89	27112935.00	57046504.00	84159439.00	54.22	33626215.00	60553184.00	94179399.00	51.88
13	KERALA	713264.00	37408223.00	38121487.00	41.91	330000.00	36792604.00	37122604.00	38.49	2790000.00	40426379.00	43216379.00	38.00
14	MADHYA PRADESH	20191867.00	41524569.00	61716436.00	64.92	25719850.00	50287340.00	76007190.00	62.20	29835033.00	57346087.00	87181120.00	64.48
15	MAHARASHTRA	2385977.00	119726689.00	122112666.00	44.27	2581287.00	136659992.00	139241279.00	43.40	4772851.00	142245199.00	147018050.00	41.12
16	MANI PUR	206744.00	2099558.00	2306302.00	39.07	439105.00	2826999.00	3266104.00	45.38	575275.00	3099957.00	3675232.00	47.37
17	MEGHALAYA	2581303.00	3127408.00	5708711.00	63.18	1205000.00	2569811.00	3774811.00	50.89	1300000.00	3084462.00	4384462.00	52.22
18	MIZORAM	905887.00	1861690.00	2767577.00	49.40	1185296.00	2075600.00	3260896.00	47.39	939700.00	2375430.00	3315130.00	48.24
19	NAGALAND	262324.00	3057748.00	3320072.00	46.50	369210.00	7360212.00	7729422.00	63.74	79800.00	7171716.00	7251516.00	58.54
20	ODI SHA	15734368.00	24061803.00	39796171.00	57.21	19077924.00	28008382.00	47086306.00	58.34	20419190.00	30367880.00	50787070.00	57.18
21	PUNJAB	2747189.00	8904865.00	11652054.00	22.80	6151569.00	12256420.00	18407989.00	25.18	6516131.00	13463618.00	19979749.00	29.80
22	RAJASTHAN	17531529.00	50539104.00	68070633.00	59.93	17332217.00	56815784.00	74148001.00	54.57	21956566.00	64011412.00	85967978.00	54.36
23	SIKKIM	111635.00	4932.00	116567.00	4.38	122959.00	5132.00	128091.00	4.08	127719.00	8209.00	135928.00	3.99
24	TAMI L. NADU	5824018.00	57228939.00	63052957.00	43.11	10726508.00	60845261.00	71571769.00	42.97	11766535.00	70364936.00	82131471.00	42.88
25	TRI PURA	395015.00	6208379.00	6603394.00	55.92	538700.00	6952938.00	7491638.00	54.72	717687.00	8516462.00	9234149.00	56.73
26	UTTARAKHAND	2008099.00	12956656.00	14964755.00	45.38	3129829.00	13713330.00	16843159.00	43.73	3242486.00	16711678.00	19414164.00	43.91
27	UTTAR PRADESH	20625731.00	137748882.00	158374613.00	65.20	30500891.00	150674520.00	181175411.00	61.60	31242522.00	167077125.00	198319647.00	60.69
28	WEST BENGAL	17720609.00	40628798.00	58349407.00	38.86	24477742.00	41577688.00	66055430.00	38.33	26416400.00	45909642.00	72326042.00	38.84
TOTAL STATES		203773924.00	851301209.00	1055075133.00	51.45	287500849.00	983695688.00	1271196537.00	51.00	340926991.00	1091212557.00	1432139548.00	51.01
29	A. & N. ISLANDS	683509.00	1084950.00	1768459.00	55.17	931200.00	1154141.00	2085341.00	54.81	890400.00	1210047.00	2100447.00	53.07
30	CHANDI GARH	170094.00	1115361.00	1285455.00	36.68	246700.00	1098700.00	1345400.00	32.80	455900.00	1184916.00	1640816.00	35.50
31	DADRA & NAGAR HAVELI	321339.00	223823.00	545162.00	71.68	389000.00	246800.00	635800.00	61.27	389800.00	262300.00	652100.00	61.83
32	DAMAN & DIU	57194.00	141119.00	198313.00	38.22	62200.00	150900.00	213100.00	34.29	85300.00	153900.00	239200.00	33.31
33	DELHI	2706277.00	175.00	2706452.00	7.88	3617000.00	4310.00	3621310.00	0.00	81	4244000.00	4248870.00	8.93
34	LAKSHADWEEP	36000.00	1500.00	37500.00	4.07	0.00	0.00	0.00	0.00	38000.00	0.00	38000.00	35.41
35	PUDUCHERRY	429754.00	1178553.00	1608307.00	35.79	438580.00	1314766.00	1753346.00	35.56	566280.00	1445274.00	2011554.00	34.37
TOTAL U. T.		4404167.00	3745481.00	8149648.00	17.06	5684680.00	3969617.00	9654297.00	17.06	7011680.00	4261307.00	11272987.00	17.38
TOTAL (STATE & UTs)		208178091.00	855046690.00	1063224781.00	50.67	293185529.00	987665305.00	1280850834.00	50.24	347938671.00	1095473864.00	1443412535.00	50.25
CENTRE TOTAL		313389600.00	58800.00	313448400.00	52.02	357258400.00	68300.00	357326700.00	53.48	412660000.00	76600.00	412736600.00	52.44
GRAND TOTAL		521567691.00	855105490.00	1376673181.00	50.97	650443929.00	987733605.00	1638177534.00	50.91	760598671.00	1095550464.00	1856149135.00	50.72

. NICNET .

## STATEMENT NO. ( 8 ): PLAN &amp; NON-PLAN BUDGETED EXPENDITURE ON ELEMENTARY EDUCATION (Sub-head wise)

ACCOUNT: REVENUE ACCOUNT  
PROGRAM: DIRECTOR, INSPECTION & ADMINISTRATION

(RUPEES IN THOUSANDS)

SL. NO.	STATE/UNION TERRITORY	2011-12 (ACTUALS)				2012-13 (R. E.)				2013-14 (B. E.)			
		PLAN	NON-PLAN	TOTAL	% AGE TO TOTAL EXP. ON PMY. EDN.	PLAN	NON-PLAN	TOTAL	% AGE TO TOTAL EXP. ON PMY. EDN.	PLAN	NON-PLAN	TOTAL	% AGE TO TOTAL EXP. ON PMY. EDN.
1	ANDHRA PRADESH	122086.00	0.00	122086.00	0.19	121769.00	0.00	121769.00	0.17	0.00	0.00	0.00	0.00
2	ARUNACHAL PRADESH	32763.00	2692113.00	2724876.00	92.72	50466.00	3120215.00	3170681.00	69.59	42300.00	3348268.00	3390568.00	87.11
3	ASSAM	409973.00	632198.00	1042171.00	3.23	897760.00	675102.00	1572862.00	3.60	1088260.00	745921.00	1834181.00	3.67
4	BIHAR	125647.00	515046.00	640693.00	1.13	184668.00	758226.00	942894.00	1.06	165168.00	1221784.00	1386952.00	1.38
5	CHHATTISGARH	209410.00	447336.00	656746.00	2.45	223860.00	535040.00	758900.00	2.16	41000.00	860790.00	901790.00	2.15
6	GOA	0.00	68611.00	68611.00	3.71	0.00	74017.00	74017.00	3.83	0.00	77452.00	77452.00	3.49
7	GUJARAT	5426.00	271816.00	277242.00	0.41	7619.00	277891.00	285510.00	0.38	329428.00	321746.00	651174.00	0.78
8	HARYANA	3441.00	492171.00	495612.00	1.50	8000.00	520500.00	528500.00	1.10	11200.00	595325.00	606525.00	0.90
9	HIMACHAL PRADESH	0.00	400684.00	400684.00	2.61	0.00	458460.00	458460.00	2.50	0.00	523013.00	523013.00	2.50
10	JAMMU & KASHMIR	0.00	5209453.00	5209453.00	49.03	300.00	5636512.00	5636812.00	49.44	350.00	6471411.00	6471761.00	50.16
11	JHARKHAND	2567.00	324476.00	327043.00	1.21	6800.00	578938.00	585738.00	1.66	6100.00	559422.00	565522.00	1.49
12	KARNATAKA	6529.00	153353.00	159882.00	0.26	109500.00	225811.00	335311.00	0.40	84689.00	234723.00	319412.00	0.34
13	KERALA	0.00	516369.00	516369.00	1.35	0.00	532711.00	532711.00	1.44	0.00	576106.00	576106.00	1.33
14	MADHYA PRADESH	0.00	741095.00	741095.00	1.20	0.00	942695.00	942695.00	1.24	0.00	834973.00	834973.00	0.96
15	MAHARASHTRA	0.00	1525391.00	1525391.00	1.25	0.00	1667453.00	1667453.00	1.20	0.00	1828261.00	1828261.00	1.24
16	MANI PUR	2101.00	83426.00	85527.00	3.71	2400.00	108476.00	110876.00	3.39	3500.00	116465.00	119965.00	3.26
17	MEGHALAYA	10032.00	97878.00	107910.00	1.89	8050.00	72537.00	80587.00	2.13	15150.00	78117.00	93267.00	2.13
18	MIZORAM	9104.00	38462.00	47566.00	1.72	22540.00	45500.00	68040.00	2.09	18040.00	53400.00	71440.00	2.15
19	NAGALAND	0.00	626204.00	626204.00	1.57	0.00	612660.00	612660.00	1.30	0.00	645191.00	645191.00	1.27
20	ODISHA	0.00	626204.00	626204.00	1.57	0.00	612660.00	612660.00	1.30	0.00	645191.00	645191.00	1.27
21	PUNJAB	0.00	119118.00	119118.00	1.02	0.00	183011.00	183011.00	0.99	0.00	193031.00	193031.00	0.97
22	RAJASTHAN	3969.00	515761.00	519730.00	0.76	7350.00	847007.00	854357.00	1.15	13964.00	591279.00	605243.00	0.70
23	SIKKIM	0.00	1415591.00	1415591.00	2.25	0.00	1757337.00	1757337.00	2.46	0.00	2005310.00	2005310.00	2.44
24	TAMIL NADU	0.00	1415591.00	1415591.00	2.25	0.00	1757337.00	1757337.00	2.46	0.00	2005310.00	2005310.00	2.44
25	TRIPURA	700.00	43511.00	44211.00	0.67	990.00	49658.00	50648.00	0.68	2700.00	116851.00	119551.00	1.29
26	UTTARAKHAND	855.00	1.00	856.00	0.01	21665.00	126953.00	148618.00	0.88	28233.00	200763.00	228996.00	1.18
27	UTTAR PRADESH	0.00	982534.00	982534.00	0.62	2.00	1376415.00	1376417.00	0.76	0.00	1516881.00	1516881.00	0.76
28	WEST BENGAL	7924.00	836429.00	844353.00	1.45	11800.00	727244.00	739044.00	1.12	0.00	790188.00	790188.00	1.09
	TOTAL STATES	952527.00	18749027.00	19701554.00	1.87	1685539.00	21910369.00	23595908.00	1.86	1850082.00	24506671.00	26356753.00	1.84
29	A. & N. ISLANDS	0.00	0.00	0.00	0.00	0.00	0.00	0.00	0.00	0.00	0.00	0.00	0.00
30	CHANDIGARH	73244.00	1066917.00	1140161.00	88.70	175000.00	1034700.00	1209700.00	89.91	234100.00	1115800.00	1349900.00	82.27
31	DADRA & NAGAR HAVELI	0.00	0.00	0.00	0.00	0.00	0.00	0.00	0.00	0.00	0.00	0.00	0.00
32	DAMAN & DIU	0.00	0.00	0.00	0.00	0.00	0.00	0.00	0.00	0.00	0.00	0.00	0.00
33	DELHI	0.00	0.00	0.00	0.00	0.00	0.00	0.00	0.00	0.00	0.00	0.00	0.00
34	LAKSHADWEEP	0.00	0.00	0.00	0.00	0.00	0.00	0.00	0.00	0.00	0.00	0.00	0.00
35	PUDUCHERRY	0.00	0.00	0.00	0.00	0.00	0.00	0.00	0.00	0.00	0.00	0.00	0.00
	TOTAL U. T.	73244.00	1066917.00	1140161.00	13.99	175000.00	1034700.00	1209700.00	12.53	234100.00	1115800.00	1349900.00	11.97
	TOTAL (STATE & UTs)	1025771.00	19815944.00	20841715.00	1.96	1860539.00	22945069.00	24805608.00	1.94	2084182.00	25622471.00	27706653.00	1.92

.. NI CNET..

## STATEMENT NO. ( 8 ): PLAN &amp; NON-PLAN BUDGETED EXPENDITURE ON ELEMENTARY EDUCATION (Sub-head wise)

ACCOUNT: REVENUE ACCOUNT  
PROGRAM: GOVERNMENT PRIMARY SCHOOLS

(RUPEES IN THOUSANDS)

SL. NO.	STATE/UNI ON TERRITORY	2011-12 (ACTUALS)				2012-13 (R. E.)				2013-14 (B. E.)			
		PLAN	NON-PLAN	TOTAL	% AGE TO TOTAL EXP. ON PMY. EDN.	PLAN	NON-PLAN	TOTAL	% AGE TO TOTAL EXP. ON PMY. EDN.	PLAN	NON-PLAN	TOTAL	% AGE TO TOTAL EXP. ON PMY. EDN.
1	ANDHRA PRADESH	0.00	2787444.00	2787444.00	4.38	0.00	3557117.00	3557117.00	5.09	0.00	4093711.00	4093711.00	4.94
2	ARUNACHAL PRADESH												
3	ASSAM	68495.00	27249883.00	27318378.00	84.69	2485.00	33470861.00	33473346.00	76.69	2485.00	41548359.00	41550844.00	83.03
4	BIHAR	39290.00	33597013.00	33636303.00	59.30	49200.00	42795853.00	42845053.00	47.94	8500.00	54105115.00	54113615.00	53.79
5	CHHATTISGARH	8292309.00	4789451.00	13081760.00	48.86	9842115.00	4709510.00	14551625.00	41.32	9258680.00	8742600.00	18001280.00	43.00
6	GOA	49.00	1021255.00	1021304.00	55.21	1003.00	1073363.00	1074366.00	55.60	53.00	1188508.00	1188561.00	53.56
7	GUJARAT												
8	HARYANA	1850103.00	21149781.00	22999884.00	69.57	2901166.00	31698400.00	34599566.00	72.25	5008800.00	34357650.00	39366450.00	58.56
9	HIMACHAL PRADESH	200000.00	13846941.00	14046941.00	91.53	286330.00	16269426.00	16555756.00	90.27	162500.00	18868523.00	19031023.00	91.02
10	JAMMU & KASHMIR	0.00	5415619.00	5415619.00	50.97	16847.00	5646022.00	5662869.00	49.66	17255.00	6392876.00	6410131.00	49.68
11	JHARKHAND	0.00	18111933.00	18111933.00	67.19	4800.00	22042856.00	22047656.00	62.40	144000.00	24132060.00	24276060.00	64.02
12	KARNATAKA	0.00	0.00	0.00	0.00	325000.00	0.00	325000.00	0.39	326560.00	0.00	326560.00	0.35
13	KERALA	270000.00	12570696.00	12840696.00	33.68	280000.00	11705246.00	11985246.00	32.29	1990000.00	12516854.00	14506854.00	33.57
14	MADHYA PRADESH	7183573.00	29178184.00	36361757.00	58.92	9189656.00	34553951.00	43743607.00	57.55	10515782.00	40870254.00	51386036.00	58.94
15	MAHARASHTRA												
16	MANI PUR	0.00	1888131.00	1888131.00	81.87	0.00	2583061.00	2583061.00	79.09	0.00	2841257.00	2841257.00	77.31
17	MEGHALAYA	324554.00	1655200.00	1979754.00	34.68	156439.00	1464599.00	1621038.00	42.94	265758.00	1546825.00	1812583.00	41.34
18	MIZORAM	634756.00	1809835.00	2444591.00	88.33	795300.00	2009000.00	2804300.00	86.00	786500.00	2296230.00	3082730.00	92.99
19	NAGALAND	55099.00	3009407.00	3064506.00	92.30	90000.00	3638969.00	3728969.00	48.24	20000.00	3533521.00	3553521.00	49.00
20	ODISHA	105460.00	22433444.00	22538904.00	56.64	101490.00	26350795.00	26452285.00	56.18	116702.00	28892506.00	29009208.00	57.12
21	PUNJAB	525944.00	8740869.00	9266813.00	79.53	59723.00	12023409.00	12083132.00	65.64	263206.00	13220587.00	13483793.00	67.49
22	RAJASTHAN	36734.00	3252810.00	3289544.00	4.83	41629.00	3473851.00	3515480.00	4.74	49219.00	4023741.00	4072960.00	4.74
23	SIKKIM	31329.00	0.00	31329.00	26.88	5001.00	0.00	5001.00	3.90	40000.00	0.00	40000.00	29.43
24	TAMIL NADU	2006982.00	39138289.00	41145271.00	65.26	4617966.00	40422103.00	45040069.00	62.93	5163200.00	46806306.00	51969506.00	63.28
25	TRIPURA	165700.00	2940296.00	3105996.00	47.04	225144.00	3283582.00	3508726.00	46.84	296707.00	3875102.00	4171809.00	45.18
26	UTTARAKHAND	59817.00	11825861.00	11885678.00	79.42	0.00	12380377.00	12380377.00	73.50	0.00	14592265.00	14592265.00	75.16
27	UTTAR PRADESH	0.00	201940.00	201940.00	0.13	0.00	213334.00	213334.00	0.12	1.00	233086.00	233087.00	0.12
28	WEST BENGAL	0.00	45235.00	45235.00	0.08	0.00	64136.00	64136.00	0.10	0.00	68806.00	68806.00	0.10
	TOTAL STATES	21850194.00	266659517.00	288509711.00	27.34	28991294.00	315429821.00	344421115.00	27.09	34435908.00	368746742.00	403182650.00	28.15
29	A. & N. ISLANDS	506101.00	1030813.00	1536914.00	86.91	683177.00	1091080.00	1774257.00	85.08	621294.00	1140604.00	1761898.00	83.88
30	CHANDI GARH												
31	DADRA & NAGAR HAVELI	94841.00	210570.00	305411.00	56.02	99000.00	231500.00	330500.00	51.98	99800.00	247000.00	346800.00	53.18
32	DAMAN & DIU	4977.00	138128.00	143105.00	72.16	6200.00	147800.00	154000.00	72.27	6800.00	150800.00	157600.00	65.89
33	DELHI												
34	LAKSHADWEEP	36000.00	1500.00	37500.00	100.00	0.00	0.00	0.00	0.00	380000.00	0.00	380000.00	100.00
35	PUDUCHERRY	50.00	1174239.00	1174289.00	73.01	121.00	1309860.00	1309981.00	74.71	455.00	1439884.00	1440339.00	71.60
	TOTAL U. T.	641969.00	2555250.00	3197219.00	39.23	788498.00	2780240.00	3568738.00	36.97	1108349.00	2978288.00	4086637.00	36.25
	TOTAL (STATE & UTs)	22492163.00	269214767.00	291706930.00	27.44	29777972.00	318210061.00	347989853.00	27.17	35544257.00	371725030.00	407269287.00	28.22

NICNET

## STATEMENT NO. ( 8 ): PLAN &amp; NON-PLAN BUDGETED EXPENDITURE ON ELEMENTARY EDUCATION (Sub-head wise)

ACCOUNT: REVENUE ACCOUNT  
PROGRAM: ASSISTANCE TO NON-GOVT. PRIMARY SCHOOLS

(RUPEES IN THOUSANDS)

SL. NO.	STATE/UNI ON TERRITORY	2011-12(ACTUALS)				2012-13(R. E.)				2013-14(B. E.)			
		PLAN	NON-PLAN	TOTAL	% AGE TO TOTAL EXP. ON PMY. EDN.	PLAN	NON-PLAN	TOTAL	% AGE TO TOTAL EXP. ON PMY. EDN.	PLAN	NON-PLAN	TOTAL	% AGE TO TOTAL EXP. ON PMY. EDN.
1	ANDHRA PRADESH	0.00	2629051.00	2629051.00	4.13	0.00	2407269.00	2407269.00	3.44	0.00	2502955.00	2502955.00	3.02
2	ARUNACHAL PRADESH	0.00	0.00	0.00	0.00	30000.00	0.00	30000.00	0.66	5000.00	0.00	5000.00	0.13
3	ASSAM	55212.00	168307.00	223519.00	0.69	129452.00	4157202.00	4286654.00	9.82	127088.00	2237759.00	2364847.00	4.73
4	BIHAR	0.00	117186.00	117186.00	0.21	52500.00	496883.00	549383.00	0.61	90000.00	250000.00	340000.00	0.34
5	CHHATTI SGARH	23192.00	365481.00	388673.00	1.45	410000.00	500000.00	910000.00	2.58	410000.00	500000.00	910000.00	2.17
6	GOA	0.00	0.00	0.00	0.00	10.00	0.00	10.00	0.00	10.00	0.00	10.00	0.00
7	GUJARAT	0.00	0.00	0.00	0.00	0.00	0.00	0.00	0.00	0.00	0.00	0.00	0.00
8	HARYANA	0.00	152144.00	152144.00	0.46	0.00	175000.00	175000.00	0.37	0.00	205000.00	205000.00	0.30
9	HIMACHAL PRADESH	45026.00	0.00	45026.00	0.29	43900.00	0.00	43900.00	0.24	7100.00	0.00	7100.00	0.03
10	JAMMU & KASHMIR	0.00	0.00	0.00	0.00	0.00	0.00	0.00	0.00	0.00	0.00	0.00	0.00
11	JHARKHAND	0.00	971619.00	971619.00	3.60	11200.00	2266063.00	2277263.00	6.44	14200.00	1850000.00	1864200.00	4.92
12	KARNATAKA	0.00	0.00	0.00	0.00	0.00	0.00	0.00	0.00	0.00	0.00	0.00	0.00
13	KERALA	0.00	22262683.00	22262683.00	58.40	0.00	22202222.00	22202222.00	59.81	0.00	24639630.00	24639630.00	57.01
14	MADHYA PRADESH	104143.00	129498.00	233641.00	0.38	150000.00	542778.00	692778.00	0.91	150000.00	456836.00	606836.00	0.70
15	MAHARASHTRA	0.00	57832.00	57832.00	0.05	0.00	63239.00	63239.00	0.05	0.00	73314.00	73314.00	0.05
16	MANI PUR	140487.00	128001.00	268488.00	11.64	139430.00	135462.00	274892.00	8.42	30000.00	142235.00	172235.00	4.69
17	MEGHALAYA	1744191.00	1372456.00	3116647.00	54.59	779011.00	1027600.00	1806611.00	47.86	547592.00	1454400.00	2001992.00	45.66
18	MI ZORAM	121456.00	13393.00	134849.00	4.87	133900.00	21100.00	155000.00	4.75	133900.00	25800.00	159700.00	4.82
19	NAGALAND	4500.00	3513.00	8013.00	0.24	5000.00	8513.00	13513.00	0.17	0.00	8513.00	8513.00	0.12
20	ODI SHA	92220.00	746984.00	839204.00	2.11	154314.00	788426.00	942740.00	2.00	123297.00	573608.00	696905.00	1.37
21	PUNJAB	0.00	44878.00	44878.00	0.39	0.00	50000.00	50000.00	0.27	0.00	50000.00	50000.00	0.25
22	RAJASTHAN	0.00	164352.00	164352.00	0.24	0.00	60000.00	60000.00	0.08	1.00	32000.00	32001.00	0.04
23	SIKKIM	0.00	0.00	0.00	0.00	0.00	0.00	0.00	0.00	0.00	0.00	0.00	0.00
24	TAMIL NADU	0.00	15321355.00	15321355.00	24.30	0.00	17145788.00	17145788.00	23.96	0.00	19863420.00	19863420.00	24.18
25	TRI PURA	0.00	53356.00	53356.00	0.81	0.00	70672.00	70672.00	0.94	0.00	81197.00	81197.00	0.88
26	UTTARAKHAND	59484.00	1130033.00	1189517.00	7.95	245001.00	1205000.00	1450001.00	8.61	302480.00	1377650.00	1680130.00	8.65
27	UTTAR PRADESH	83.00	112858039.00	112858122.00	71.26	800005.00	144153745.00	144953750.00	80.01	828850.00	162151743.00	162980593.00	82.18
28	WEST BENGAL	0.00	39209359.00	39209359.00	67.20	1300.00	40074231.00	40075531.00	60.67	2400.00	44280769.00	44283169.00	61.23
	TOTAL STATES	2389994.00	197899520.00	200289514.00	18.98	3085023.00	237551193.00	240636216.00	18.93	2771918.00	262756829.00	265528747.00	18.54
29	A. & N. ISLANDS	0.00	0.00	0.00	0.00	0.00	0.00	0.00	0.00	0.00	0.00	0.00	0.00
30	CHANDI GARH	0.00	25118.00	25118.00	1.95	0.00	40000.00	40000.00	2.97	0.00	42000.00	42000.00	2.56
31	DADRA & NAGAR HAVELI	0.00	0.00	0.00	0.00	0.00	0.00	0.00	0.00	0.00	0.00	0.00	0.00
32	DAMAN & DIU	0.00	0.00	0.00	0.00	0.00	0.00	0.00	0.00	0.00	0.00	0.00	0.00
33	DELHI	0.00	0.00	0.00	0.00	0.00	0.00	0.00	0.00	0.00	0.00	0.00	0.00
34	LAKSHADWEEP	0.00	0.00	0.00	0.00	0.00	0.00	0.00	0.00	0.00	0.00	0.00	0.00
35	PUDUCHERRY	0.00	0.00	0.00	0.00	0.00	0.00	0.00	0.00	0.00	0.00	0.00	0.00
	TOTAL U. T.	0.00	25118.00	25118.00	0.31	0.00	40000.00	40000.00	0.41	0.00	42000.00	42000.00	0.37
	TOTAL (STATE & UTs)	2389994.00	197924638.00	200314632.00	18.84	3085023.00	237591193.00	240676216.00	18.79	2771918.00	262798829.00	265570747.00	18.40

NICNET

## STATEMENT NO. ( 8 ): PLAN &amp; NON-PLAN BUDGETED EXPENDITURE ON ELEMENTARY EDUCATION (Sub-head wise)

ACCOUNT: REVENUE ACCOUNT  
PROGRAM: ASSISTANCE TO LOCAL BODIES FOR PRIMARY EDUCATION

(RUPEES IN THOUSANDS)

SL. NO.	STATE/UNI ON TERRITORY	2011-12(ACTUALS)				2012-13(R. E.)				2013-14(B. E.)			
		PLAN	NON-PLAN	TOTAL	% AGE TO TOTAL EXP. ON PMY. EDN.	PLAN	NON-PLAN	TOTAL	% AGE TO TOTAL EXP. ON PMY. EDN.	PLAN	NON-PLAN	TOTAL	% AGE TO TOTAL EXP. ON PMY. EDN.
1	ANDHRA PRADESH	0.00	41777442.00	41777442.00	65.68	0.00	51934757.00	51934757.00	74.24	0.00	58681939.00	58681939.00	70.75
2	ARUNACHAL PRADESH	...	...	...	...	...	...	...	...	...	...	...	...
3	ASSAM	...	...	...	...	...	...	...	...	...	...	...	...
4	BIHAR	0.00	4470055.00	4470055.00	7.88	0.00	6087060.00	6087060.00	6.81	0.00	6037741.00	6037741.00	6.00
5	CHHATTISGARH	5035726.00	1656862.00	6692588.00	25.00	7114600.00	3568000.00	10682600.00	30.34	8556700.00	3961800.00	12518500.00	29.90
6	GOA	...	...	...	...	...	...	...	...	...	...	...	...
7	GUJARAT	0.00	1100000.00	1100000.00	1.63	0.00	1300000.00	1300000.00	1.71	0.00	1200000.00	1200000.00	1.44
8	HARYANA	0.00	0.00	0.00	0.00	0.00	1500.00	1500.00	0.00	0.00	1500.00	1500.00	0.00
9	HIMACHAL PRADESH	...	...	...	...	...	...	...	...	...	...	...	...
10	JAMMU & KASHMIR	...	...	...	...	...	...	...	...	...	...	...	...
11	JHARKHAND	...	...	...	...	...	...	...	...	...	...	...	...
12	KARNATAKA	7998330.00	46786082.00	54784412.00	90.52	14478435.00	55103843.00	69582278.00	82.68	17478166.00	59537548.00	77015714.00	81.78
13	KERALA	0.00	1850348.00	1850348.00	4.85	0.00	2042000.00	2042000.00	5.50	0.00	2342000.00	2342000.00	5.42
14	MADHYA PRADESH	2332332.00	11470331.00	13802663.00	22.36	2638585.00	14239100.00	16877685.00	22.21	3916323.00	15164540.00	19080863.00	21.89
15	MAHARASHTRA	940645.00	117505302.00	118445947.00	97.00	883287.00	134336835.00	135220122.00	97.11	1002851.00	139678198.00	140681049.00	95.69
16	MANI PUR	...	...	...	...	...	...	...	...	...	...	...	...
17	MEGHALAYA	0.00	819.00	819.00	0.01	0.00	1634.00	1634.00	0.04	0.00	1670.00	1670.00	0.04
18	MIZORAM	...	...	...	...	...	...	...	...	...	...	...	...
19	NAGALAND	...	...	...	...	...	...	...	...	...	...	...	...
20	ODISHA	...	...	...	...	...	...	...	...	...	...	...	...
21	PUNJAB	...	...	...	...	...	...	...	...	...	...	...	...
22	RAJASTHAN	170615.00	46386979.00	46557594.00	68.40	12530.00	51831170.00	51843700.00	69.92	90816.00	58750898.00	58841714.00	68.45
23	SIKKIM	...	...	...	...	...	...	...	...	...	...	...	...
24	TAMIL NADU	0.00	63863.00	63863.00	0.10	0.00	65000.00	65000.00	0.09	0.00	65000.00	65000.00	0.08
25	TRIPURA	...	...	...	...	...	...	...	...	...	...	...	...
26	UTTARAKHAND	...	...	...	...	...	...	...	...	...	...	...	...
27	UTTAR PRADESH	...	...	...	...	...	...	...	...	...	...	...	...
28	WEST BENGAL	...	...	...	...	...	...	...	...	...	...	...	...
	TOTAL STATES	16477648.00	273068083.00	289545731.00	27.44	25127437.00	320510899.00	345638336.00	27.19	31044856.00	345422834.00	376467690.00	26.29
29	A. & N. ISLANDS	...	...	...	...	...	...	...	...	...	...	...	...
30	CHANDIGARH	...	...	...	...	...	...	...	...	...	...	...	...
31	DADRA & NAGAR HAVELI	226498.00	13253.00	239751.00	43.98	290000.00	15300.00	305300.00	48.02	290000.00	15300.00	305300.00	46.82
32	DAMAN & DIU	51400.00	1999.00	53399.00	26.93	55000.00	2200.00	57200.00	26.84	77500.00	2200.00	79700.00	33.32
33	DELHI	2559741.00	0.00	2559741.00	94.58	3210000.00	0.00	3210000.00	88.64	3550000.00	0.00	3550000.00	83.55
34	LAKSHADWEEP	...	...	...	...	...	...	...	...	...	...	...	...
35	PUDUCHERRY	0.00	0.00	0.00	0.00	0.00	0.00	0.00	0.00	5.00	0.00	5.00	0.00
	TOTAL U. T.	2837639.00	15252.00	2852891.00	35.01	3550000.00	17500.00	3572500.00	37.00	3917505.00	17500.00	3935005.00	34.91
	TOTAL (STATE & UTs)	19315287.00	273083335.00	292398622.00	27.50	28682437.00	320528399.00	349210836.00	27.26	34962361.00	345440334.00	380402695.00	26.35

.. NICNET ..

## STATEMENT NO. ( 8 ): PLAN &amp; NON-PLAN BUDGETED EXPENDITURE ON ELEMENTARY EDUCATION (Sub-head wise)

ACCOUNT: REVENUE ACCOUNT  
PROGRAM: TEACHER'S TRAINING

(RUPEES IN THOUSANDS)

SL. NO.	STATE/UNI ON TERRITORY	2011-12(ACTUALS)				2012-13(R. E.)				2013-14(B. E.)			
		PLAN	NON-PLAN	TOTAL	% AGE TO TOTAL EXP. ON PMY. EDN.	PLAN	NON-PLAN	TOTAL	% AGE TO TOTAL EXP. ON PMY. EDN.	PLAN	NON-PLAN	TOTAL	% AGE TO TOTAL EXP. ON PMY. EDN.
1	ANDHRA PRADESH	60000.00	0.00	60000.00	2.04	381.00	0.00	381.00	0.01	305.00	0.00	305.00	0.01
2	ARUNACHAL PRADESH	13474.00	386735.00	400209.00	1.24	92013.00	1318002.00	1410015.00	3.23	92013.00	1448658.00	1540671.00	3.08
4	BIHAR	0.00	237184.00	237184.00	0.42	0.00	285839.00	285839.00	0.32	0.00	650345.00	650345.00	0.65
5	CHHATTISGARH	23861.00	10493.00	34354.00	0.13	74700.00	14320.00	89020.00	0.25	86000.00	16260.00	102260.00	0.24
6	GOA	0.00	6089.00	6089.00	0.33	0.00	7563.00	7563.00	0.39	0.00	9077.00	9077.00	0.41
7	GUJARAT	878363.00	59954936.00	60833299.00	90.28	1426765.00	66491019.00	67917784.00	89.26	3020009.00	68678197.00	71698206.00	86.28
8	HARYANA	0.00	0.00	0.00	0.00	49205.00	0.00	49205.00	0.27	122646.00	0.00	122646.00	0.59
9	HIMACHAL PRADESH	0.00	0.00	0.00	0.00	4400.00	127767.00	132167.00	0.37	12000.00	133598.00	145598.00	0.38
10	JAMMU & KASHMIR	0.00	194930.00	194930.00	0.32	40000.00	216850.00	256850.00	0.31	40000.00	280913.00	320913.00	0.34
11	JHARKHAND	0.00	77980.00	77980.00	0.29	0.00	8816.00	8816.00	0.01	0.00	9484.00	9484.00	0.01
12	KARNATAKA	0.00	194930.00	194930.00	0.32	0.00	592465.00	592465.00	0.43	0.00	665426.00	665426.00	0.45
13	KERALA	0.00	5461.00	5461.00	0.01	1100.00	0.00	1100.00	0.03	1200.00	0.00	1200.00	0.03
14	MADHYA PRADESH	0.00	638164.00	638164.00	0.52	0.00	0.00	0.00	0.00	0.00	0.00	0.00	0.00
15	MAHARASHTRA	0.00	638164.00	638164.00	0.52	0.00	0.00	0.00	0.00	0.00	0.00	0.00	0.00
16	MANI PUR	1250.00	0.00	1250.00	0.05	0.00	0.00	0.00	0.00	0.00	0.00	0.00	0.00
17	MEGHALAYA	0.00	0.00	0.00	0.00	0.00	0.00	0.00	0.00	0.00	0.00	0.00	0.00
18	MIZORAM	0.00	0.00	0.00	0.00	0.00	0.00	0.00	0.00	0.00	0.00	0.00	0.00
19	NAGALAND	14000.00	0.00	14000.00	0.42	24000.00	0.00	24000.00	0.31	9300.00	0.00	9300.00	0.13
20	ODISHA	0.00	0.00	0.00	0.00	0.00	0.00	0.00	0.00	0.00	0.00	0.00	0.00
21	PUNJAB	0.00	0.00	0.00	0.00	0.00	0.00	0.00	0.00	0.00	0.00	0.00	0.00
22	RAJASTHAN	0.00	0.00	0.00	0.00	0.00	0.00	0.00	0.00	0.00	0.00	0.00	0.00
23	SIKKIM	4479.00	4932.00	9411.00	8.07	3599.00	5132.00	8731.00	6.82	17219.00	8209.00	25428.00	18.71
24	TAMIL NADU	0.00	0.00	0.00	0.00	0.00	0.00	0.00	0.00	0.00	0.00	0.00	0.00
25	TRIPURA	1060.00	3563.00	4623.00	0.07	300.00	3938.00	4238.00	0.06	1200.00	4472.00	5672.00	0.06
26	UTTARAKHAND	0.00	0.00	0.00	0.00	0.00	0.00	0.00	0.00	0.00	0.00	0.00	0.00
27	UTTAR PRADESH	0.00	300.00	300.00	0.00	0.00	300.00	300.00	0.00	0.00	300.00	300.00	0.00
28	WEST BENGAL	37660.00	107375.00	145035.00	0.25	220000.00	156895.00	376895.00	0.57	130000.00	168964.00	298964.00	0.41
	TOTAL STATES	1034147.00	61628142.00	62662289.00	5.94	1936463.00	69228906.00	71165369.00	5.60	3531892.00	72073903.00	75605795.00	5.28
29	A. & N. ISLANDS	29109.00	13799.00	42908.00	2.43	35423.00	15193.00	50616.00	2.43	38306.00	18102.00	56408.00	2.69
30	CHANDI GARH	1500.00	22326.00	23826.00	1.85	1700.00	24000.00	25700.00	1.91	1800.00	26116.00	27916.00	1.70
31	DADRA & NAGAR HAVELI	0.00	0.00	0.00	0.00	0.00	0.00	0.00	0.00	0.00	0.00	0.00	0.00
32	DAMAN & DIU	0.00	0.00	0.00	0.00	0.00	0.00	0.00	0.00	0.00	0.00	0.00	0.00
33	DELHI	0.00	0.00	0.00	0.00	40000.00	0.00	40000.00	1.10	80000.00	0.00	80000.00	1.88
34	LAKSHADWEEP	0.00	0.00	0.00	0.00	0.00	0.00	0.00	0.00	0.00	0.00	0.00	0.00
35	PUDUCHERRY	0.00	0.00	0.00	0.00	0.00	0.00	0.00	0.00	0.00	0.00	0.00	0.00
	TOTAL U. T.	30609.00	36125.00	66734.00	0.82	77123.00	39193.00	116316.00	1.20	120106.00	44218.00	164324.00	1.46
	TOTAL (STATE & UTs)	1064756.00	61664267.00	62729023.00	5.90	2013586.00	69268099.00	71281685.00	5.57	3651998.00	72118121.00	75770119.00	5.25

.. NI CNET ..

## STATEMENT NO. ( 8 ): PLAN &amp; NON-PLAN BUDGETED EXPENDITURE ON ELEMENTARY EDUCATION (Sub-head wise)

ACCOUNT: REVENUE ACCOUNT  
PROGRAM: NON FORMAL EDUCATION

(RUPEES IN THOUSANDS)

SL. NO.	STATE/UNI ON TERRITORY	2011-12(ACTUALS)				2012-13(R. E.)				2013-14(B. E.)			
		PLAN	NON-PLAN	TOTAL	% AGE TO TOTAL EXP. ON PMY. EDN.	PLAN	NON-PLAN	TOTAL	% AGE TO TOTAL EXP. ON PMY. EDN.	PLAN	NON-PLAN	TOTAL	% AGE TO TOTAL EXP. ON PMY. EDN.
1	ANDHRA PRADESH	...	...	...	...	...	...	...	...	...	...	...	...
2	ARUNACHAL PRADESH	...	...	...	...	...	...	...	...	...	...	...	...
3	ASSAM	...	...	...	...	...	...	...	...	...	...	...	...
4	BIHAR	...	...	...	...	...	...	...	...	...	...	...	...
5	CHHATTISGARH	6924.00	0.00	6924.00	0.03	8000.00	0.00	8000.00	0.02	8000.00	0.00	8000.00	0.02
6	GOA	...	...	...	...	...	...	...	...	...	...	...	...
7	GUJARAT	...	...	...	...	...	...	...	...	...	...	...	...
8	HARYANA	...	...	...	...	...	...	...	...	...	...	...	...
9	HIMACHAL PRADESH	...	...	...	...	...	...	...	...	...	...	...	...
10	JAMMU & KASHMIR	...	...	...	...	...	...	...	...	...	...	...	...
11	JHARKHAND	7604.00	0.00	7604.00	0.03	0.00	0.00	0.00	0.00	0.00	0.00	0.00	0.00
12	KARNATAKA	...	...	...	...	...	...	...	...	...	...	...	...
13	KERALA	...	...	...	...	...	...	...	...	...	...	...	...
14	MADHYA PRADESH	...	...	...	...	...	...	...	...	...	...	...	...
15	MAHARASHTRA	...	...	...	...	...	...	...	...	...	...	...	...
16	MANI PUR	...	...	...	...	...	...	...	...	...	...	...	...
17	MEGHALAYA	...	...	...	...	...	...	...	...	...	...	...	...
18	MIZORAM	...	...	...	...	...	...	...	...	...	...	...	...
19	NAGALAND	...	...	...	...	...	...	...	...	...	...	...	...
20	ODISHA	...	...	...	...	...	...	...	...	...	...	...	...
21	PUNJAB	...	...	...	...	...	...	...	...	...	...	...	...
22	RAJASTHAN	0.00	19559.00	19559.00	0.03	0.00	21118.00	21118.00	0.03	0.00	22253.00	22253.00	0.03
23	SIKKIM	...	...	...	...	...	...	...	...	...	...	...	...
24	TAMIL NADU	...	...	...	...	...	...	...	...	...	...	...	...
25	TRIPURA	...	...	...	...	...	...	...	...	...	...	...	...
26	UTTARAKHAND	...	...	...	...	...	...	...	...	...	...	...	...
27	UTTAR PRADESH	302684.00	0.00	302684.00	0.19	67000.00	0.00	67000.00	0.04	87246.00	0.00	87246.00	0.04
28	WEST BENGAL	0.00	0.00	0.00	0.00	0.00	644.00	644.00	0.00	0.00	702.00	702.00	0.00
	TOTAL STATES	317212.00	19559.00	336771.00	0.03	75000.00	21762.00	96762.00	0.01	95246.00	22955.00	118201.00	0.01
29	A. & N. ISLANDS	...	...	...	...	...	...	...	...	...	...	...	...
30	CHANDIGARH	...	...	...	...	...	...	...	...	...	...	...	...
31	DADRA & NAGAR HAVELI	...	...	...	...	...	...	...	...	...	...	...	...
32	DAMAN & DIU	...	...	...	...	...	...	...	...	...	...	...	...
33	DELHI	...	...	...	...	...	...	...	...	...	...	...	...
34	LAKSHADWEEP	...	...	...	...	...	...	...	...	...	...	...	...
35	PUDUCHERRY	...	...	...	...	...	...	...	...	...	...	...	...
	TOTAL U. T.	0.00	0.00	0.00	0.00	0.00	0.00	0.00	0.00	0.00	0.00	0.00	0.00
	TOTAL (STATE & UTs)	317212.00	19559.00	336771.00	0.03	75000.00	21762.00	96762.00	0.01	95246.00	22955.00	118201.00	0.01

.. NICNET ..



## STATEMENT NO. ( 8 ): PLAN &amp; NON-PLAN BUDGETED EXPENDITURE ON ELEMENTARY EDUCATION (Sub-head wise)

ACCOUNT: REVENUE ACCOUNT  
PROGRAM: SCHOLARSHIPS

(RUPEES IN THOUSANDS)

SL. NO.	STATE/UNI ON TERRITORY	2011-12(ACTUALS)				2012-13(R. E.)				2013-14(B. E.)			
		PLAN	NON-PLAN	TOTAL	% AGE TO TOTAL EXP. ON PMY. EDN.	PLAN	NON-PLAN	TOTAL	% AGE TO TOTAL EXP. ON PMY. EDN.	PLAN	NON-PLAN	TOTAL	% AGE TO TOTAL EXP. ON PMY. EDN.
1	ANDHRA PRADESH	58000.00	0.00	58000.00	1.97	170000.00	0.00	170000.00	3.73	100000.00	0.00	100000.00	2.57
2	ARUNACHAL PRADESH	0.00	6063.00	6063.00	0.02	0.00	8292.00	8292.00	0.02	500000.00	8292.00	508292.00	1.02
3	ASSAM	5525564.00	230578.00	5756142.00	10.15	3890002.00	0.00	3890002.00	4.35	2108280.00	0.00	2108280.00	2.10
4	BIHAR	280934.00	90.00	281024.00	1.05	481810.00	120.00	481930.00	1.37	826900.00	0.00	826900.00	1.98
5	CHHATTISGARH	0.00	0.00	0.00	0.00	1.00	0.00	1.00	0.00	1.00	0.00	1.00	0.00
6	GOA	734893.00	0.00	734893.00	2.22	1123200.00	0.00	1123200.00	2.35	12110000.00	0.00	12110000.00	18.01
7	GUJARAT	0.00	42437.00	42437.00	0.28	0.00	38649.00	38649.00	0.21	0.00	44559.00	44559.00	0.21
8	HARYANA	3248.00	0.00	3248.00	0.01	9600.00	0.00	9600.00	0.03	6200.00	0.00	6200.00	0.02
9	HIMACHAL PRADESH	880990.00	0.00	880990.00	1.46	800000.00	0.00	800000.00	0.95	605000.00	0.00	605000.00	0.64
10	JAMMU & KASHMIR	0.00	0.00	0.00	0.00	0.00	0.00	0.00	0.00	0.00	0.00	0.00	0.00
11	JHARKHAND	0.00	0.00	0.00	0.00	0.00	0.00	0.00	0.00	0.00	0.00	0.00	0.00
12	KARNATAKA	0.00	0.00	0.00	0.00	0.00	0.00	0.00	0.00	0.00	0.00	0.00	0.00
13	KERALA	0.00	0.00	0.00	0.00	0.00	0.00	0.00	0.00	0.00	0.00	0.00	0.00
14	MADHYA PRADESH	0.00	0.00	0.00	0.00	0.00	0.00	0.00	0.00	0.00	0.00	0.00	0.00
15	MAHARASHTRA	0.00	0.00	0.00	0.00	250.00	0.00	250.00	0.01	500.00	0.00	500.00	0.01
16	MANI PUR	324.00	0.00	324.00	0.01	500.00	252.00	752.00	0.02	500.00	255.00	755.00	0.02
17	MEGHALAYA	0.00	0.00	0.00	0.00	0.00	0.00	0.00	0.00	0.00	0.00	0.00	0.00
18	MIZORAM	0.00	0.00	0.00	0.00	0.00	0.00	0.00	0.00	0.00	0.00	0.00	0.00
19	NAGALAND	10570.00	2044.00	12614.00	0.03	0.00	9000.00	9000.00	0.02	0.00	9000.00	9000.00	0.02
20	ODISHA	0.00	169422.00	169422.00	0.25	0.00	366167.00	366167.00	0.49	0.00	346764.00	346764.00	0.40
21	PUNJAB	0.00	0.00	0.00	0.00	0.00	0.00	0.00	0.00	0.00	0.00	0.00	0.00
22	RAJASTHAN	0.00	0.00	0.00	0.00	0.00	0.00	0.00	0.00	0.00	0.00	0.00	0.00
23	SIKKIM	0.00	0.00	0.00	0.00	0.00	0.00	0.00	0.00	0.00	0.00	0.00	0.00
24	TAMIL NADU	0.00	0.00	0.00	0.00	0.00	0.00	0.00	0.00	0.00	0.00	0.00	0.00
25	TRIPURA	43.00	761.00	804.00	0.01	0.00	1000.00	1000.00	0.01	0.00	1000.00	1000.00	0.01
26	UTTARAKHAND	0.00	5278.00	5278.00	0.00	0.00	0.00	0.00	0.00	0.00	0.00	0.00	0.00
27	UTTAR PRADESH	0.00	5195.00	5195.00	0.01	0.00	4807.00	4807.00	0.01	0.00	5240.00	5240.00	0.01
28	WEST BENGAL	0.00	0.00	0.00	0.00	0.00	0.00	0.00	0.00	0.00	0.00	0.00	0.00
	TOTAL STATES	7494566.00	461868.00	7956434.00	0.75	6475363.00	428287.00	6903650.00	0.54	16257381.00	415110.00	16672491.00	1.16
29	A. & N. ISLANDS	0.00	0.00	0.00	0.00	0.00	0.00	0.00	0.00	0.00	0.00	0.00	0.00
30	CHANDIGARH	0.00	0.00	0.00	0.00	0.00	0.00	0.00	0.00	0.00	0.00	0.00	0.00
31	DADRA & NAGAR HAVELI	0.00	0.00	0.00	0.00	0.00	0.00	0.00	0.00	0.00	0.00	0.00	0.00
32	DAMAN & DIU	0.00	0.00	0.00	0.00	0.00	0.00	0.00	0.00	0.00	0.00	0.00	0.00
33	DELHI	0.00	0.00	0.00	0.00	0.00	0.00	0.00	0.00	0.00	0.00	0.00	0.00
34	LAKSHADWEEP	0.00	115.00	115.00	0.01	0.00	116.00	116.00	0.01	0.00	120.00	120.00	0.01
35	PUDUCHERRY	0.00	0.00	0.00	0.00	0.00	0.00	0.00	0.00	0.00	0.00	0.00	0.00
	TOTAL U. T.	0.00	115.00	115.00	0.00	0.00	116.00	116.00	0.00	0.00	120.00	120.00	0.00
	TOTAL (STATE & UTs)	7494566.00	461983.00	7956549.00	0.75	6475363.00	428403.00	6903766.00	0.54	16257381.00	415230.00	16672611.00	1.16

.. NI CNET ..

## STATEMENT NO. ( 8 ): PLAN &amp; NON-PLAN BUDGETED EXPENDITURE ON ELEMENTARY EDUCATION (Sub-head wise)

ACCOUNT: REVENUE ACCOUNT  
PROGRAM: TEXTS BOOKS

(RUPEES IN THOUSANDS)

SL. NO.	STATE/UNI ON TERRITORY	2011-12(ACTUALS)				2012-13(R. E.)				2013-14(B. E.)			
		PLAN	NON-PLAN	TOTAL	% AGE TO TOTAL EXP. ON PMY. EDN.	PLAN	NON-PLAN	TOTAL	% AGE TO TOTAL EXP. ON PMY. EDN.	PLAN	NON-PLAN	TOTAL	% AGE TO TOTAL EXP. ON PMY. EDN.
1	ANDHRA PRADESH	43170.00	0.00	43170.00	0.07	80084.00	0.00	80084.00	0.11	73560.00	0.00	73560.00	0.09
2	ARUNACHAL PRADESH	57600.00	0.00	57600.00	1.96	80000.00	0.00	80000.00	1.76	75000.00	0.00	75000.00	1.93
3	ASSAM	424736.00	561000.00	985736.00	3.06	150000.00	100261.00	250261.00	0.57	370000.00	100265.00	470265.00	0.94
4	BIHAR	..	..	..	..	..	..	..	..	..	..	..	..
5	CHHATTI SGARH	352689.00	0.00	352689.00	1.32	332200.00	0.00	332200.00	0.94	355000.00	0.00	355000.00	0.85
6	GOA	114933.00	0.00	114933.00	6.21	5000.00	0.00	5000.00	0.26	500.00	0.00	500.00	0.02
7	GUJARAT	320000.00	0.00	320000.00	0.47	368000.00	0.00	368000.00	0.48	724000.00	0.00	724000.00	0.87
8	HARYANA	571.00	197064.00	197635.00	0.60	900.00	154249.00	155149.00	0.32	800.00	166210.00	167010.00	0.25
9	HIMACHAL PRADESH	..	..	..	..	..	..	..	..	..	..	..	..
10	JAMMU & KASHMIR	..	..	..	..	..	..	..	..	..	..	..	..
11	JHARKHAND	34000.00	0.00	34000.00	0.13	44000.00	0.00	44000.00	0.12	40000.00	0.00	40000.00	0.11
12	KARNATAKA	..	..	..	..	..	..	..	..	..	..	..	..
13	KERALA	..	..	..	..	..	..	..	..	..	..	..	..
14	MADHYA PRADESH	1136329.00	0.00	1136329.00	1.84	1274350.00	0.00	1274350.00	1.68	1251176.00	0.00	1251176.00	1.44
15	MAHARASHTRA	..	..	..	..	..	..	..	..	..	..	..	..
16	MANI PUR	16.00	0.00	16.00	0.00	120.00	0.00	120.00	0.00	120.00	0.00	120.00	0.00
17	MEGHALAYA	..	..	..	..	..	..	..	..	..	..	..	..
18	MIZORAM	..	..	..	..	..	..	..	..	..	..	..	..
19	NAGALAND	..	..	..	..	..	..	..	..	..	..	..	..
20	ODISHA	0.00	253109.00	253109.00	0.64	0.00	246813.00	246813.00	0.52	0.00	247147.00	247147.00	0.49
21	PUNJAB	..	..	..	..	..	..	..	..	..	..	..	..
22	RAJASTHAN	..	..	..	..	..	..	..	..	..	..	..	..
23	SIKKIM	10000.00	0.00	10000.00	8.58	10000.00	0.00	10000.00	7.81	10000.00	0.00	10000.00	7.36
24	TAMIL NADU	443107.00	0.00	443107.00	0.70	992223.00	0.00	992223.00	1.39	1021000.00	0.00	1021000.00	1.24
25	TRIPURA	0.00	289.00	289.00	0.00	0.00	0.00	0.00	0.00	0.00	0.00	0.00	0.00
26	UTTARAKHAND	..	..	..	..	..	..	..	..	..	..	..	..
27	UTTAR PRADESH	..	..	..	..	..	..	..	..	..	..	..	..
28	WEST BENGAL	571142.00	74156.00	645298.00	1.11	490000.00	83573.00	573573.00	0.87	1050000.00	91094.00	1141094.00	1.58
	TOTAL STATES	3508293.00	1085618.00	4593911.00	0.44	3826877.00	584896.00	4411773.00	0.35	4971156.00	604716.00	5575872.00	0.39
29	A. & N. ISLANDS	0.00	47.00	47.00	0.00	0.00	100.00	100.00	0.00	100.00	100.00	200.00	0.01
30	CHANDI GARH	..	..	..	..	..	..	..	..	..	..	..	..
31	DADRA & NAGAR HAVELI	..	..	..	..	..	..	..	..	..	..	..	..
32	DAMAN & DIU	..	..	..	..	..	..	..	..	..	..	..	..
33	DELHI	..	..	..	..	..	..	..	..	..	..	..	..
34	LAKSHADWEEP	..	..	..	..	..	..	..	..	..	..	..	..
35	PUDUCHERRY	88536.00	0.00	88536.00	5.50	57201.00	0.00	57201.00	3.26	97647.00	0.00	97647.00	4.85
	TOTAL U. T.	88536.00	47.00	88583.00	1.09	57201.00	100.00	57301.00	0.59	97747.00	100.00	97847.00	0.87
	TOTAL (STATE & UTs)	3596829.00	1085665.00	4682494.00	0.44	3884078.00	584996.00	4469074.00	0.35	5068903.00	604816.00	5673719.00	0.39

.. NICNET ..

## STATEMENT NO. ( 8 ): PLAN &amp; NON-PLAN BUDGETED EXPENDITURE ON ELEMENTARY EDUCATION (Sub-head wise)

ACCOUNT: REVENUE ACCOUNT  
PROGRAM: OTHER EXPENDITURE

(RUPEES IN THOUSANDS)

SL. NO.	STATE/UNI ON TERRITORY	2011-12(ACTUALS)				2012-13(R. E.)				2013-14(B. E.)			
		PLAN	NON-PLAN	TOTAL	% AGE TO TOTAL EXP. ON PMY. EDN.	PLAN	NON-PLAN	TOTAL	% AGE TO TOTAL EXP. ON PMY. EDN.	PLAN	NON-PLAN	TOTAL	% AGE TO TOTAL EXP. ON PMY. EDN.
1	ANDHRA PRADESH	1730604.00	73461.00	1804065.00	2.84	1493342.00	254505.00	1747847.00	2.50	2777202.00	115943.00	2893145.00	3.49
2	ARUNACHAL PRADESH	9000.00	0.00	9000.00	0.31	6337.00	0.00	6337.00	0.14	6270.00	0.00	6270.00	0.16
3	ASSAM	62964.00	7693.00	70657.00	0.22	788500.00	5069.00	793569.00	1.82	68000.00	5658.00	73658.00	0.15
4	BIHAR	154403.00	10000.00	164403.00	0.29	2239964.00	11002.00	2250966.00	2.52	1451501.00	11002.00	1462503.00	1.45
5	CHHATTI SGARH	4800.00	999271.00	1004071.00	3.75	6500.00	900000.00	906500.00	2.57	6500.00	1250000.00	1256500.00	3.00
6	GOA	74414.00	469332.00	543746.00	29.39	83678.00	544660.00	628338.00	32.52	165304.00	628401.00	793705.00	35.76
7	GUJARAT	2779899.00	73748.00	2853647.00	4.24	3710081.00	90927.00	3801008.00	5.00	4083998.00	131440.00	4215438.00	5.07
8	HARYANA	3508416.00	0.00	3508416.00	10.61	3849520.00	0.00	3849520.00	8.04	6629000.00	0.00	6629000.00	9.86
9	HIMACHAL PRADESH	107877.00	0.00	107877.00	0.70	199900.00	0.00	199900.00	1.09	172300.00	0.00	172300.00	0.82
10	JAMMU & KASHMIR												
11	JHARKHAND	3948814.00	0.00	3948814.00	14.65	5983800.00	0.00	5983800.00	16.93	6622000.00	0.00	6622000.00	17.46
12	KARNATAKA	3501434.00	1003076.00	4504510.00	7.44	10000.00	0.00	10000.00	0.01	14500.00	0.00	14500.00	0.02
13	KERALA	403264.00	13691.00	416955.00	1.09	0.00	13600.00	13600.00	0.04	0.00	20000.00	20000.00	0.05
14	MADHYA PRADESH	0.00	0.00	0.00	0.00	0.00	0.00	0.00	0.00	1.00	10000.00	10001.00	0.01
15	MAHARASHTRA	45332.00	0.00	45332.00	0.04	208000.00	0.00	208000.00	0.15	2180000.00	0.00	2180000.00	1.48
16	MANI PUR	3533.00	0.00	3533.00	0.15	43305.00	0.00	43305.00	1.33	44055.00	0.00	44055.00	1.20
17	MEGHALAYA	100266.00	1055.00	101321.00	1.77	1000.00	3189.00	4189.00	0.11	3000.00	3195.00	6195.00	0.14
18	MI ZORAM												
19	NAGALAND	104776.00	44828.00	149604.00	4.51	90500.00	3712730.00	3803230.00	49.20	20500.00	3629682.00	3650182.00	50.34
20	ODI SHA	5264940.00	18.00	5264958.00	13.23	6993241.00	688.00	6993929.00	14.85	7624415.00	428.00	7624843.00	15.01
21	PUNJAB	10293.00	0.00	10293.00	0.09	20328.00	0.00	20328.00	0.11	116465.00	0.00	116465.00	0.58
22	RAJASTHAN	723611.00	30221.00	753832.00	1.11	1158307.00	216471.00	1374778.00	1.85	5005199.00	244477.00	5249676.00	6.11
23	SIKKI M	35827.00	0.00	35827.00	30.74	38779.00	0.00	38779.00	30.27	500.00	0.00	500.00	0.37
24	TAMI L. NADU	3373929.00	1289841.00	4663770.00	7.40	5116319.00	1455033.00	6571352.00	9.18	5582335.00	1624900.00	7207235.00	8.78
25	TRI PURA	227555.00	3167364.00	3394919.00	51.41	312266.00	3545088.00	3857354.00	51.49	417080.00	4438840.00	4855920.00	52.59
26	UTTARAKHAND	313800.00	0.00	313800.00	2.10	393029.00	0.00	393029.00	2.33	97830.00	0.00	97830.00	0.50
27	UTTAR PRADESH	14179337.00	23700791.00	37880128.00	23.92	20417851.00	4930726.00	25348577.00	13.99	20294300.00	3175115.00	23469415.00	11.83
28	WEST BENGAL	5587313.00	322724.00	5910037.00	10.13	7664642.00	437530.00	8102172.00	12.27	9236000.00	473008.00	9709008.00	13.42
	TOTAL STATES	46256401.00	31207114.00	77463515.00	7.34	60829189.00	16121218.00	76950407.00	6.05	72618255.00	15762089.00	88380344.00	6.17
29	A. & N. I SLANDS	58577.00	40286.00	98863.00	5.59	89600.00	44768.00	134368.00	6.44	97700.00	48241.00	145941.00	6.95
30	CHANDI GARH	95350.00	1000.00	96350.00	7.50	70000.00	0.00	70000.00	5.20	220000.00	1000.00	221000.00	13.47
31	DADRA & NAGAR HAVELI												
32	DAMAN & DIU	817.00	992.00	1809.00	0.91	1000.00	900.00	1900.00	0.89	1000.00	900.00	1900.00	0.79
33	DELHI	10000.00	175.00	10175.00	0.38	10000.00	4310.00	14310.00	0.40	10000.00	4870.00	14870.00	0.35
34	LAKSHADWEEP												
35	PUDUCHERRY	341168.00	4199.00	345367.00	21.47	381258.00	4790.00	386048.00	22.02	468173.00	5270.00	473443.00	23.54
	TOTAL U. T.	505912.00	46652.00	552564.00	6.78	551858.00	54768.00	606626.00	6.28	796873.00	60281.00	857154.00	7.60
	TOTAL (STATE & UTs)	46762313.00	31253766.00	78016079.00	7.34	61381047.00	16175986.00	77557033.00	6.06	73415128.00	15822370.00	89237498.00	6.18

NICNET.

## STATEMENT NO. ( 8 ): PLAN &amp; NON-PLAN BUDGETED EXPENDITURE ON ELEMENTARY EDUCATION (Sub-head wise)

ACCOUNT: REVENUE ACCOUNT  
PROGRAM: MDM (STATE SHARE)

(RUPEES IN THOUSANDS)

SL. NO.	STATE/UNI ON TERRITORY	2011-12(ACTUALS)			2012-13(R. E.)			2013-14(B. E.)					
		PLAN	NON-PLAN	TOTAL	PLAN	NON-PLAN	TOTAL	PLAN	NON-PLAN	TOTAL			
		% AGE TO TOTAL			% AGE TO TOTAL			% AGE TO TOTAL					
		EXP. ON PMY. EDN.			EXP. ON PMY. EDN.			EXP. ON PMY. EDN.					
1	ANDHRA PRADESH	1104924.00	0.00	1104924.00	1.74	1114319.00	0.00	1114319.00	1.59	1654446.00	0.00	1654446.00	1.99
2	ARUNACHAL PRADESH	0.00	0.00	0.00	0.00	362373.00	0.00	362373.00	7.95	255097.00	0.00	255097.00	6.55
3	ASSAM	910000.00	0.00	910000.00	2.82	700000.00	51229.00	751229.00	1.72	550000.00	419.00	550419.00	1.10
4	BIHAR	1774000.00	0.00	1774000.00	3.13	4308216.00	31654.00	4339870.00	4.86	4010000.00	37628.00	4047628.00	4.02
5	CHHATTI SGARH	1192414.00	0.00	1192414.00	4.45	933155.00	0.00	933155.00	2.65	907650.00	0.00	907650.00	2.17
6	GOA	56585.00	0.00	56585.00	3.06	85068.00	0.00	85068.00	4.40	90000.00	0.00	90000.00	4.06
7	GUJARAT	..	..	..	..	..	..	..	..	..	..	..	..
8	HARYANA	2673215.00	0.00	2673215.00	8.09	3059739.00	0.00	3059739.00	6.39	3528000.00	0.00	3528000.00	5.25
9	HIMACHAL PRADESH	112735.00	0.00	112735.00	0.73	146082.00	0.00	146082.00	0.80	152400.00	0.00	152400.00	0.73
10	JAMMU & KASHMIR	0.00	0.00	0.00	0.00	20777.00	0.00	20777.00	0.18	20777.00	0.00	20777.00	0.16
11	JHARKHAND	574911.00	0.00	574911.00	2.13	813600.00	0.00	813600.00	2.30	822900.00	0.00	822900.00	2.17
12	KARNATAKA	..	..	..	..	..	..	..	..	..	..	..	..
13	KERALA	0.00	194436.00	194436.00	0.51	0.00	296825.00	296825.00	0.80	740000.00	331789.00	1071789.00	2.48
14	MADHYA PRADESH	..	..	..	..	..	..	..	..	..	..	..	..
15	MAHARASHTRA	..	..	..	..	..	..	..	..	..	..	..	..
16	MANI PUR	5.00	0.00	5.00	0.00	15900.00	0.00	15900.00	0.49	25900.00	0.00	25900.00	0.70
17	MEGHALAYA	356046.00	0.00	356046.00	6.24	100000.00	0.00	100000.00	2.65	158000.00	0.00	158000.00	3.60
18	MIZORAM	40571.00	0.00	40571.00	1.47	64694.00	0.00	64694.00	1.98	1260.00	0.00	1260.00	0.04
19	NAGALAND	20634.00	0.00	20634.00	0.62	149710.00	0.00	149710.00	1.94	0.00	0.00	0.00	0.00
20	ODISHA	3687843.00	0.00	3687843.00	9.27	4645988.00	0.00	4645988.00	9.87	5718307.00	0.00	5718307.00	11.26
21	PUNJAB	53300.00	0.00	53300.00	0.46	3010000.00	0.00	3010000.00	16.35	2704376.00	0.00	2704376.00	13.54
22	RAJASTHAN	..	..	..	..	..	..	..	..	..	..	..	..
23	SIKKIM	0.00	0.00	0.00	0.00	5680.00	0.00	5680.00	4.43	10000.00	0.00	10000.00	7.36
24	TAMIL NADU	..	..	..	..	..	..	..	..	..	..	..	..
25	TRIPURA	..	..	..	..	..	..	..	..	..	..	..	..
26	UTTARAKHAND	392700.00	0.00	392700.00	2.62	597146.00	0.00	597146.00	3.55	431254.00	0.00	431254.00	2.22
27	UTTAR PRADESH	1888755.00	0.00	1888755.00	1.19	3241200.00	0.00	3241200.00	1.79	2755625.00	0.00	2755625.00	1.39
28	WEST BENGAL	1963750.00	28325.00	1992075.00	3.41	2230000.00	28628.00	2258628.00	3.42	2220000.00	30871.00	2250871.00	3.11
TOTAL STATES		16802388.00	222761.00	17025149.00	1.61	25603647.00	408336.00	26011983.00	2.05	26755992.00	400707.00	27156699.00	1.90
29	A. & N. ISLANDS	33442.00	5.00	33447.00	1.89	63000.00	3000.00	66000.00	3.16	63000.00	3000.00	66000.00	3.14
30	CHANDIGARH	..	..	..	..	..	..	..	..	..	..	..	..
31	DADRA & NAGAR HAVELI	..	..	..	..	..	..	..	..	..	..	..	..
32	DAMAN & DIU	..	..	..	..	..	..	..	..	..	..	..	..
33	DELHI	..	..	..	..	..	..	..	..	..	..	..	..
34	LAKSHADWEEP	..	..	..	..	..	..	..	..	..	..	..	..
35	PUDUCHERRY	..	..	..	..	..	..	..	..	..	..	..	..
TOTAL U. T.		33442.00	5.00	33447.00	0.41	63000.00	3000.00	66000.00	0.68	63000.00	3000.00	66000.00	0.59
TOTAL (STATE & UTs)		16835830.00	222766.00	17058596.00	1.60	25666647.00	411336.00	26077983.00	2.04	26818992.00	403707.00	27222699.00	1.89

.. NICNET ..

## STATEMENT NO. ( 8 ): PLAN &amp; NON-PLAN BUDGETED EXPENDITURE ON ELEMENTARY EDUCATION (Sub-head wise)

ACCU: REVENUE ACCOUNT  
PROGRAM: SSA

(RUPEES IN THOUSANDS)

SL. NO.	STATE/UNI ON TERRITORY	2011-12(ACTUALS)				2012-13(R. E.)				2013-14(B. E.)			
		PLAN	NON-PLAN	TOTAL	% AGE TO TOTAL EXP. ON PMY. EDN.	PLAN	NON-PLAN	TOTAL	% AGE TO TOTAL EXP. ON PMY. EDN.	PLAN	NON-PLAN	TOTAL	% AGE TO TOTAL EXP. ON PMY. EDN.
1	ANDHRA PRADESH	9745587.00	0.00	9745587.00	15.32	7000000.00	0.00	7000000.00	10.01	11064861.00	0.00	11064861.00	13.34
2	ARUNACHAL PRADESH	29283.00	0.00	29283.00	1.00	686686.00	0.00	686686.00	15.07	10000.00	0.00	10000.00	0.26
3	ASSAM	1000000.00	300000.00	1300000.00	4.03	1100000.00	0.00	1100000.00	2.52	1150000.00	0.00	1150000.00	2.30
4	BIHAR	9927638.00	0.00	9927638.00	17.50	2818000.00	1.00	2818000.00	31.53	30460000.00	1.00	30460000.00	30.28
5	CHHATTI SGARH	1540000.00	0.00	1540000.00	5.75	3830000.00	0.00	3830000.00	10.88	4140000.00	0.00	4140000.00	9.89
6	GOA	38636.00	0.00	38636.00	2.09	57800.00	0.00	57800.00	2.99	60001.00	0.00	60001.00	2.70
7	GUJARAT	1995400.00	0.00	1995400.00	2.96	2416500.00	0.00	2416500.00	3.18	4606283.00	0.00	4606283.00	5.54
8	HARYANA	2300000.00	0.00	2300000.00	6.96	4396859.00	0.00	4396859.00	9.18	4610000.00	0.00	4610000.00	6.86
9	HIMACHAL PRADESH	452100.00	0.00	452100.00	2.95	695900.00	0.00	695900.00	3.79	695900.00	0.00	695900.00	3.33
10	JAMMU & KASHMIR	0.00	0.00	0.00	0.00	81818.00	0.00	81818.00	0.72	0.00	0.00	0.00	0.00
11	JHARKHAND	2900000.00	0.00	2900000.00	10.76	3440900.00	0.00	3440900.00	9.74	3576000.00	0.00	3576000.00	9.43
12	KARNATAKA	0.00	0.00	0.00	0.00	1000000.00	1500000.00	1150000.00	13.66	13557300.00	500000.00	14057300.00	14.93
13	KERALA	40000.00	0.00	40000.00	0.10	50000.00	0.00	50000.00	0.13	60000.00	0.00	60000.00	0.14
14	MADHYA PRADESH	9435490.00	0.00	9435490.00	15.29	12467259.00	0.00	12467259.00	16.40	14001751.00	0.00	14001751.00	16.06
15	MAHARASHTRA	...	...	...	...	...	...	...	...	...	...	...	...
16	MANI PUR	59352.00	0.00	59352.00	2.57	236600.00	0.00	236600.00	7.24	470000.00	0.00	470000.00	12.79
17	MEGHALAYA	45890.00	0.00	45890.00	0.80	60000.00	0.00	60000.00	1.59	200000.00	0.00	200000.00	4.56
18	MIZORAM	100000.00	0.00	100000.00	3.61	168862.00	0.00	168862.00	5.18	0.00	0.00	0.00	0.00
19	NAGALAND	63315.00	0.00	63315.00	1.91	0.00	0.00	0.00	0.00	0.00	0.00	0.00	0.00
20	ODISHA	4703335.00	0.00	4703335.00	11.82	5142891.00	0.00	5142891.00	10.92	4606469.00	0.00	4606469.00	9.07
21	PUNJAB	2157652.00	0.00	2157652.00	18.52	2976718.00	0.00	2976718.00	16.17	3122084.00	0.00	3122084.00	15.63
22	RAJASTHAN	16596600.00	0.00	16596600.00	24.38	16112401.00	0.00	16112401.00	21.73	16797367.00	0.00	16797367.00	19.54
23	SIKKIM	30000.00	0.00	30000.00	25.74	49900.00	0.00	49900.00	38.96	40000.00	0.00	40000.00	29.43
24	TAMIL NADU	...	...	...	...	...	...	...	...	...	...	...	...
25	TRIPURA	...	...	...	...	...	...	...	...	...	...	...	...
26	UTTARAKHAND	831400.00	0.00	831400.00	5.56	1472988.00	0.00	1472988.00	8.75	1932689.00	0.00	1932689.00	9.96
27	UTTAR PRADESH	4254872.00	0.00	4254872.00	2.69	5974833.00	0.00	5974833.00	3.30	7276500.00	0.00	7276500.00	3.67
28	WEST BENGAL	9552820.00	0.00	9552820.00	16.37	13860000.00	0.00	13860000.00	20.98	13778000.00	0.00	13778000.00	19.05
TOTAL STATES		77799370.00	300000.00	78099370.00	7.40	120458915.00	1500001.00	121958916.00	9.59	136215205.00	500001.00	136715206.00	9.55
29	A. & N. ISLANDS	56280.00	0.00	56280.00	3.18	60000.00	0.00	60000.00	2.88	70000.00	0.00	70000.00	3.33
30	CHANDIGARH	...	...	...	...	...	...	...	...	...	...	...	...
31	DADRA & NAGAR HAVELI	...	...	...	...	...	...	...	...	...	...	...	...
32	DAMAN & DIU	...	...	...	...	...	...	...	...	...	...	...	...
33	DELHI	136536.00	0.00	136536.00	5.04	357000.00	0.00	357000.00	9.86	604000.00	0.00	604000.00	14.22
34	LAKSHADWEEP	...	...	...	...	...	...	...	...	...	...	...	...
35	PUDUCHERRY	...	...	...	...	...	...	...	...	...	...	...	...
TOTAL U. T.		192816.00	0.00	192816.00	2.37	417000.00	0.00	417000.00	4.32	674000.00	0.00	674000.00	5.98
TOTAL (STATE & UTs)		77992186.00	300000.00	78292186.00	7.36	120875915.00	1500001.00	122375916.00	9.55	136889205.00	500001.00	137389206.00	9.52

## STATEMENT NO. ( 8 ): PLAN &amp; NON-PLAN BUDGETED EXPENDITURE ON ELEMENTARY EDUCATION (Sub-head wise)

ACCOUNT: REVENUE ACCOUNT  
PROGRAM: 13th FINANCE COMMISSION

(RUPEES IN THOUSANDS)

SL. NO.	STATE/UNI ON TERRITORY	2011-12(ACTUALS)			2012-13(R. E.)			2013-14(B. E.)					
		PLAN	NON-PLAN	TOTAL	PLAN	NON-PLAN	TOTAL	PLAN	NON-PLAN	TOTAL			
					% AGE TO TOTAL EXP. ON PMY. EDN.				% AGE TO TOTAL EXP. ON PMY. EDN.			% AGE TO TOTAL EXP. ON PMY. EDN.	
1	ANDHRA PRADESH	3592584.00	0.00	3592584.00	5.65	1988802.00	0.00	1988802.00	2.84	1980000.00	0.00	1980000.00	2.39
2	ARUNACHAL PRADESH	0.00	0.00	0.00	0.00	50000.00	0.00	50000.00	1.10	50000.00	0.00	50000.00	1.28
3	ASSAM	...	...	...	...	...	...	...	...	...	...	...	...
4	BIHAR	...	...	...	...	...	...	...	...	...	...	...	...
5	CHHATTI SGARH	1540000.00	0.00	1540000.00	5.75	1730000.00	0.00	1730000.00	4.91	1940000.00	0.00	1940000.00	4.63
6	GOA	...	...	...	...	...	...	...	...	...	...	...	...
7	GUJARAT	...	...	...	...	...	...	...	...	...	...	...	...
8	HARYANA	...	...	...	...	...	...	...	...	...	...	...	...
9	HIMACHAL PRADESH	138600.00	0.00	138600.00	0.90	152500.00	0.00	152500.00	0.83	159100.00	0.00	159100.00	0.76
10	JAMMU & KASHMIR	...	...	...	...	...	...	...	...	...	...	...	...
11	JHARKHAND	...	...	...	...	...	...	...	...	...	...	...	...
12	KARNATAKA	0.00	0.00	0.00	0.00	1350000.00	0.00	1350000.00	1.60	1520000.00	0.00	1520000.00	1.61
13	KERALA	...	...	...	...	...	...	...	...	...	...	...	...
14	MADHYA PRADESH	...	...	...	...	...	...	...	...	...	...	...	...
15	MAHARASHTRA	1400000.00	0.00	1400000.00	1.15	1490000.00	0.00	1490000.00	1.07	1590000.00	0.00	1590000.00	1.08
16	MANI PUR	...	...	...	...	...	...	...	...	...	...	...	...
17	MEGHALAYA	0.00	0.00	0.00	0.00	100000.00	0.00	100000.00	2.65	110000.00	0.00	110000.00	2.51
18	MIZORAM	...	...	...	...	...	...	...	...	...	...	...	...
19	NAGALAND	0.00	0.00	0.00	0.00	10000.00	0.00	10000.00	0.13	30000.00	0.00	30000.00	0.41
20	ODISHA	1870000.00	0.00	1870000.00	4.70	2040000.00	0.00	2040000.00	4.33	2230000.00	0.00	2230000.00	4.39
21	PUNJAB	0.00	0.00	0.00	0.00	84800.00	0.00	84800.00	0.46	310000.00	0.00	310000.00	1.55
22	RAJASTHAN	...	...	...	...	...	...	...	...	...	...	...	...
23	SIKKIM	0.00	0.00	0.00	0.00	10000.00	0.00	10000.00	7.81	10000.00	0.00	10000.00	7.36
24	TAMIL NADU	...	...	...	...	...	...	...	...	...	...	...	...
25	TRIPURA	...	...	...	...	...	...	...	...	...	...	...	...
26	UTTARAKHAND	350000.00	0.00	350000.00	2.34	400000.00	0.00	400000.00	2.37	450000.00	0.00	450000.00	2.32
27	UTTAR PRADESH	...	...	...	...	...	...	...	...	...	...	...	...
28	WEST BENGAL	...	...	...	...	...	...	...	...	...	...	...	...
	TOTAL STATES	8891184.00	0.00	8891184.00	0.84	9406102.00	0.00	9406102.00	0.74	10379100.00	0.00	10379100.00	0.72
29	A. & N. ISLANDS	...	...	...	...	...	...	...	...	...	...	...	...
30	CHANDIGARH	...	...	...	...	...	...	...	...	...	...	...	...
31	DADRA & NAGAR HAVELI	...	...	...	...	...	...	...	...	...	...	...	...
32	DAMAN & DIU	...	...	...	...	...	...	...	...	...	...	...	...
33	DELHI	...	...	...	...	...	...	...	...	...	...	...	...
34	LAKSHADWEEP	...	...	...	...	...	...	...	...	...	...	...	...
35	PUDUCHERRY	...	...	...	...	...	...	...	...	...	...	...	...
	TOTAL U. T.	0.00	0.00	0.00	0.00	0.00	0.00	0.00	0.00	0.00	0.00	0.00	0.00
	TOTAL (STATE & UTs)	8891184.00	...	8891184.00	0.84	9406102.00	...	9406102.00	0.73	10379100.00	...	10379100.00	0.72

... NI CNET ...

## STATEMENT NO. ( 9 ): PLAN &amp; NON-PLAN BUDGETED EXPENDITURE ON SECONDARY EDUCATION

ACCOUNT: REVENUE ACCOUNT  
PROGRAM: TOTAL EXPENDITURE

(RUPEES IN THOUSANDS)

SL. NO.	STATE/UNI ON TERRITORY	2011-12(ACTUALS)				2012-13(R. E.)				2013-14(B. E.)			
		PLAN	NON-PLAN	TOTAL	% AGE TO TOTAL EXP. ON EDUCATION	PLAN	NON-PLAN	TOTAL	% AGE TO TOTAL EXP. ON EDUCATION	PLAN	NON-PLAN	TOTAL	% AGE TO TOTAL EXP. ON EDUCATION
1	ANDHRA PRADESH	2899329.00	48058492.00	50957821.00	35.85	5197492.00	56093814.00	61291306.00	36.56	8248799.00	63118479.00	71367278.00	36.86
2	ARUNACHAL PRADESH	267057.00	1040674.00	1307731.00	27.60	440292.00	1123321.00	1563613.00	23.28	359040.00	1225273.00	1584313.00	25.95
3	ASSAM	1990378.00	15595177.00	17585555.00	28.87	3706767.00	20391418.00	24098185.00	28.17	3460986.00	21535765.00	24996751.00	27.27
4	BI HAR	8458060.00	13722259.00	22180319.00	22.51	8760463.00	14589199.00	23349662.00	16.27	6893611.00	16687726.00	23581337.00	14.41
5	CHHATTI SGARH	7853154.00	3022644.00	10875798.00	26.24	11196173.00	3579060.00	14775233.00	26.44	13498362.00	10666870.00	24165232.00	32.85
6	GOA	455912.00	3728388.00	4184300.00	51.97	775591.00	4462359.00	5237950.00	55.71	1320708.00	4614623.00	5935331.00	55.49
7	GUJARAT	1674308.00	30675412.00	32349720.00	28.14	1963615.00	34244249.00	36207864.00	27.80	3145790.00	34182019.00	37327809.00	26.78
8	HARYANA	3447850.00	15074563.00	18522413.00	29.90	4972611.00	11667580.00	16640191.00	21.77	8341595.00	13362860.00	21704455.00	21.21
9	HIMACHAL PRADESH	279338.00	8461078.00	8740416.00	32.86	348096.00	9946364.00	10294460.00	32.49	248612.00	10994757.00	11243369.00	32.01
10	JAMMU & KASHMIR	0.00	10800662.00	10800662.00	43.41	695812.00	12317230.00	13013042.00	44.42	788284.00	13613873.00	14402157.00	44.16
11	JHARKHAND	880006.00	3709599.00	4589605.00	12.46	1779200.00	5050427.00	6829627.00	13.65	1843200.00	5355737.00	7198937.00	13.53
12	KARNATAKA	8663284.00	27824422.00	36487706.00	30.68	10499230.00	34520865.00	45020095.00	29.00	12751239.00	38958948.00	51710187.00	28.48
13	KERALA	1151604.00	33602234.00	34753838.00	38.21	2783283.00	34878524.00	37661807.00	39.05	1556500.00	42911862.00	44468362.00	39.10
14	MADHYA PRADESH	5506348.00	17307461.00	22813809.00	24.00	8614855.00	23538421.00	32153276.00	26.31	5645368.00	27369213.00	33014581.00	24.42
15	MAHARASHTRA	4561658.00	109788603.00	114350261.00	41.46	6319968.00	121334216.00	127654184.00	39.79	9706909.00	141626921.00	151333830.00	42.33
16	MANI PUR	159410.00	1934220.00	2093630.00	35.47	254620.00	1968672.00	2223292.00	30.89	163665.00	2159644.00	2323309.00	29.94
17	MEGHALAYA	581688.00	1446621.00	2028309.00	22.45	951800.00	1407623.00	2359423.00	31.81	844500.00	1540047.00	2384547.00	28.40
18	MI ZORAM	674625.00	778227.00	1452852.00	25.93	779914.00	960700.00	1740614.00	25.29	627684.00	1074240.00	1701924.00	24.77
19	NAGALAND	74612.00	3123205.00	3197817.00	44.79	84147.00	3505516.00	3589663.00	29.60	73400.00	4266787.00	4340187.00	35.04
20	ODI SHA	3234281.00	13239258.00	16473539.00	23.68	3428485.00	15508609.00	18937094.00	23.46	6204582.00	16119815.00	22324397.00	25.14
21	PUNJAB	1207219.00	33261129.00	34468348.00	67.45	4851019.00	38053305.00	42904324.00	58.68	4748144.00	35510881.00	40259025.00	60.04
22	RAJASTHAN	3986759.00	32687437.00	36674196.00	32.29	5120650.00	44602107.00	49722757.00	36.59	10044752.00	50032362.00	60077114.00	37.99
23	SIKKIM	75434.00	1482755.00	2239189.00	84.21	559819.00	2092965.00	2652784.00	84.45	829384.00	1841636.00	2671020.00	78.43
24	TAMI L NADU	4869873.00	56326909.00	61196782.00	41.84	1120910.00	60149961.00	71270871.00	42.79	10776935.00	69680186.00	80457121.00	42.01
25	TRI PURA	574127.00	3698224.00	4272351.00	36.18	595160.00	4327456.00	4922616.00	35.95	434393.00	5071027.00	5505420.00	33.82
26	UTTARAKHAND	639321.00	14784698.00	15424019.00	46.77	1862226.00	16707900.00	18570126.00	48.21	2244861.00	19259227.00	21504088.00	48.64
27	UTTAR PRADESH	12182314.00	54819902.00	67002216.00	27.58	39932323.00	53634587.00	93566910.00	31.81	40823802.00	56976419.00	97800221.00	29.93
28	WEST BENGAL	394926.00	67686058.00	68080984.00	45.34	1748815.00	75955611.00	77704426.00	45.09	3291600.00	82369006.00	85660606.00	46.01
TOTAL STATES		77423875.00	627680311.00	705104186.00	34.39	139343336.00	706612059.00	845955395.00	33.94	158916705.00	792126203.00	951042908.00	33.87
29	A. & N. ISLANDS	385032.00	651631.00	1036663.00	32.34	529820.00	674078.00	1203898.00	31.64	561203.00	705432.00	1266635.00	32.00
30	CHANDIGARH	59611.00	722329.00	781940.00	22.31	103700.00	853574.00	957274.00	23.34	155500.00	919253.00	1074753.00	23.25
31	DADRA & NAGAR HAVELI	89859.00	50056.00	139915.00	18.40	119250.00	57400.00	176650.00	17.02	228018.00	57500.00	285518.00	27.07
32	DAMAN & DIU	92414.00	137042.00	229456.00	44.22	131000.00	150200.00	281200.00	45.25	163100.00	163400.00	326500.00	45.46
33	DELHI	3617901.00	23058957.00	26676858.00	77.64	6326000.00	25228400.00	31554400.00	76.77	8031000.00	28585480.00	36616480.00	76.95
34	LAKSHADWEEP	128741.00	276329.00	405070.00	44.01	0.00	8700.00	8700.00	0.88	0.00	7700.00	7700.00	0.72
35	PUDUCHERRY	471204.00	1112292.00	1583496.00	35.24	515455.00	1200118.00	1715573.00	34.80	590643.00	1307829.00	1898472.00	32.44
TOTAL U. T.		4844762.00	26008636.00	30853398.00	64.60	7725225.00	28172470.00	35897695.00	63.44	9729464.00	31746594.00	41476058.00	63.94
TOTAL (STATE & UTs)		82268637.00	653688947.00	735957584.00	35.07	147068561.00	734784529.00	881853090.00	34.59	168646169.00	823872797.00	992518966.00	34.55
CENTRE TOTAL		62096400.00	25532500.00	87628900.00	14.54	64971600.00	28028400.00	93000000.00	13.92	77100000.00	30307300.00	107407300.00	13.65
GRAND TOTAL		144365037.00	679221447.00	823586484.00	30.49	212040161.00	762812929.00	974853090.00	30.30	245746169.00	854180097.00	1099926266.00	30.06

.. NICNET ..

## STATEMENT NO. ( 10 ): PLAN &amp; NON-PLAN BUDGETED EXPENDITURE ON SECONDARY EDUCATION (Sub-head wise)

ACCOUNT: REVENUE ACCOUNT  
PROGRAM: DIRECTION, INSPECTION & ADMINISTRATION

(RUPEES IN THOUSANDS)

SL. NO.	STATE/UNIT/TERRITORY	2011-12(ACTUALS)				2012-13(R. E.)				2013-14(B. E.)			
		PLAN	NON-PLAN	TOTAL	% AGE TO TOTAL EXP. ON SEC. EDN.	PLAN	NON-PLAN	TOTAL	% AGE TO TOTAL EXP. ON SEC. EDN.	PLAN	NON-PLAN	TOTAL	% AGE TO TOTAL EXP. ON SEC. EDN.
1	ANDHRA PRADESH	0.00	4430.00	4430.00	0.01	0.00	6322.00	6322.00	0.01	0.00	7152.00	7152.00	0.01
2	ARUNACHAL PRADESH												
3	ASSAM	38081.00	450435.00	488516.00	2.78	6851.00	243543.00	250394.00	1.04	15841.00	271481.00	287322.00	1.15
4	BIHAR	134792.00	332879.00	467671.00	2.11	146849.00	380387.00	527236.00	2.26	120211.00	457928.00	578139.00	2.45
5	CHHATTI SGARH												
6	GOA	0.00	0.00	0.00	0.00	0.00	402.00	402.00	0.01	0.00	402.00	402.00	0.01
7	GUJARAT	0.00	69780.00	69780.00	0.22	0.00	76756.00	76756.00	0.21	0.00	76870.00	76870.00	0.21
8	HARYANA	89013.00	507381.00	596394.00	3.22	652917.00	559450.00	1212367.00	7.29	528428.00	611250.00	1139678.00	5.25
9	HIMACHAL PRADESH	0.00	153986.00	153986.00	1.76	0.00	181643.00	181643.00	1.76	0.00	199424.00	199424.00	1.77
10	JAMMU & KASHMIR	0.00	10719059.00	10719059.00	99.24	100.00	12216914.00	12217014.00	93.88	150.00	13509086.00	13509236.00	93.80
11	JHARKHAND	0.00	129220.00	129220.00	2.82	0.00	166959.00	166959.00	2.44	0.00	176668.00	176668.00	2.45
12	KARNATAKA	28622.00	249918.00	278540.00	0.76	153000.00	367189.00	520189.00	1.16	168000.00	460052.00	628052.00	1.21
13	KERALA	78124.00	1159097.00	1237221.00	3.56	60000.00	1230215.00	1290215.00	3.43	91300.00	1353489.00	1444789.00	3.25
14	MADHYA PRADESH	52461.00	87253.00	139714.00	0.61	37500.00	103486.00	140986.00	0.44	30001.00	125454.00	155455.00	0.47
15	MAHARASHTRA	0.00	352967.00	352967.00	0.31	0.00	391713.00	391713.00	0.31	10000.00	409687.00	419687.00	0.28
16	MANI PUR	4029.00	22376.00	26405.00	1.26	3685.00	5556.00	9241.00	0.42	4725.00	4742.00	9467.00	0.41
17	MEGHALAYA	4308.00	55474.00	59782.00	2.95	9900.00	61607.00	71507.00	3.03	9300.00	68628.00	77928.00	3.27
18	MIZORAM	2066.00	22572.00	24638.00	1.70	3540.00	31000.00	34540.00	1.98	3540.00	36710.00	40250.00	2.36
19	NAGALAND	21291.00	2128482.00	2149773.00	67.23	23300.00	2382489.00	2405789.00	67.02	15000.00	2886855.00	2901855.00	66.86
20	ODISHA	0.00	151313.00	151313.00	0.92	0.00	202459.00	202459.00	1.07	0.00	190558.00	190558.00	0.85
21	PUNJAB	0.00	432236.00	432236.00	1.25	200.00	508336.00	508336.00	1.19	36531.00	487766.00	524297.00	1.30
22	RAJASTHAN	87136.00	587730.00	674866.00	1.84	1150.00	751580.00	752730.00	1.51	13510.00	826726.00	840236.00	1.40
23	SIKKIM	51672.00	70264.00	121936.00	5.45	33080.00	81825.00	114905.00	4.33	55328.00	109652.00	164980.00	6.18
24	TAMIL NADU	309.00	779363.00	779672.00	1.27	14306.00	831885.00	846191.00	1.19	4097.00	920015.00	924112.00	1.15
25	TRIPURA												
26	UTTARAKHAND	3254.00	376700.00	379954.00	2.46	6393.00	478526.00	484919.00	2.61	13094.00	437869.00	450963.00	2.10
27	UTTAR PRADESH	285.00	840990.00	841275.00	1.26	0.00	1019392.00	1019392.00	1.09	0.00	1109676.00	1109676.00	1.13
28	WEST BENGAL	7875.00	640626.00	648501.00	0.95	5000.00	738141.00	743141.00	0.96	15000.00	926648.00	941648.00	1.10
	TOTAL STATES	603318.00	20324531.00	20927849.00	2.97	1157771.00	23017775.00	24175546.00	2.86	1134056.00	25664788.00	26798844.00	2.82
29	A. & N. ISLANDS												
30	CHANDIGARH	500.00	14288.00	14788.00	1.89	1100.00	17150.00	18250.00	1.91	1000.00	18400.00	19400.00	1.81
31	DADRA & NAGAR HAVELI	23325.00	695.00	24020.00	17.17	27000.00	1000.00	28000.00	15.85	21090.00	1900.00	22990.00	8.05
32	DAMAN & DIU												
33	DELHI	12341.00	126183.00	138524.00	0.52	18000.00	148145.00	166145.00	0.53	16000.00	191785.00	207785.00	0.57
34	LAKSHADWEEP	0.00	9700.00	9700.00	2.39	0.00	5700.00	5700.00	65.52	0.00	4700.00	4700.00	61.04
35	PUDUCHERRY	5919.00	47787.00	53706.00	3.39	6420.00	49900.00	56320.00	3.28	8281.00	55006.00	63287.00	3.33
	TOTAL U. T.	42085.00	198653.00	240738.00	0.78	52520.00	221895.00	274415.00	0.76	46371.00	271791.00	318162.00	0.77
	TOTAL (STATE & UTs)	645403.00	20523184.00	21168587.00	2.88	1210291.00	23239670.00	24449961.00	2.77	1180427.00	25936579.00	27117006.00	2.73

.. NI CNET ..



## STATEMENT NO. ( 10 ): PLAN &amp; NON-PLAN BUDGETED EXPENDITURE ON SECONDARY EDUCATION (Sub-head wise)

ACCOUNT: REVENUE ACCOUNT  
PROGRAM: GOVERNMENT SECONDARY SCHOOLS

(RUPEES IN THOUSANDS)

SL. NO.	STATE/UNI ON TERRITORY	2011-12(ACTUALS)				2012-13(R. E.)				2013-14(B. E.)			
		PLAN	NON-PLAN	TOTAL	% AGE TO TOTAL EXP. ON SEC. EDN.	PLAN	NON-PLAN	TOTAL	% AGE TO TOTAL EXP. ON SEC. EDN.	PLAN	NON-PLAN	TOTAL	% AGE TO TOTAL EXP. ON SEC. EDN.
1	ANDHRA PRADESH	107937.00	4782620.00	4890557.00	9.60	2087882.00	5654976.00	7742858.00	12.63	3975117.00	6436839.00	10411956.00	14.59
2	ARUNACHAL PRADESH	95945.00	1030414.00	1126359.00	86.13	150877.00	1120190.00	1271067.00	81.29	154000.00	1222182.00	1376182.00	86.86
3	ASSAM	0.00	431999.00	431999.00	2.46	38800.00	750148.00	788948.00	3.27	18800.00	689546.00	708346.00	2.83
4	BIHAR	2280741.00	8428189.00	10708930.00	48.28	2132376.00	8486804.00	10619180.00	45.48	1083400.00	9732893.00	10816293.00	45.87
5	CHHATTI SGARH	5358437.00	1320244.00	6678681.00	61.41	6654833.00	1400020.00	8054853.00	54.52	8041490.00	7560420.00	15601910.00	64.56
6	GOA	6895.00	465794.00	472689.00	11.30	8500.00	484366.00	492866.00	9.41	11000.00	541971.00	552971.00	9.32
7	GUJARAT	131223.00	923035.00	1054258.00	3.26	754772.00	987829.00	1742601.00	4.81	750014.00	1066627.00	1816641.00	4.87
8	HARYANA	1425994.00	13721213.00	15147207.00	81.78	2510365.00	9771600.00	12281965.00	73.81	4524533.00	11507300.00	16031833.00	73.86
9	HIMACHAL PRADESH	174680.00	8151774.00	8326454.00	95.26	348096.00	9540621.00	9888717.00	96.06	248612.00	10625223.00	10873835.00	96.71
10	JAMMU & KASHMIR	0.00	0.00	0.00	0.00	634578.00	0.00	634578.00	4.88	727000.00	0.00	727000.00	5.05
11	JHARKHAND	283616.00	2876088.00	3159704.00	68.84	833000.00	4098468.00	4931468.00	72.21	924300.00	4344069.00	5268369.00	73.18
12	KARNATAKA	1467270.00	2557121.00	4024391.00	11.03	3401954.00	4998613.00	8400567.00	18.66	4642974.00	6331780.00	10974754.00	21.22
13	KERALA	58009.00	12167926.00	12225935.00	35.18	217983.00	13608467.00	13826450.00	36.71	687700.00	16659661.00	17347361.00	39.01
14	MADHYA PRADESH	2817414.00	11373949.00	14191363.00	62.21	7272218.00	13682486.00	20954704.00	65.17	3580282.00	17217903.00	20798185.00	63.00
15	MAHARASHTRA	0.00	127067.00	127067.00	0.11	400.00	151468.00	151868.00	0.12	1190.00	157314.00	158504.00	0.10
16	MANI PUR	0.00	1841120.00	1841120.00	87.94	0.00	1889445.00	1889445.00	84.98	0.00	2078330.00	2078330.00	89.46
17	MEGHALAYA	101480.00	281070.00	382550.00	18.86	108445.00	317871.00	426316.00	18.07	110995.00	341800.00	452795.00	18.99
18	MIZORAM	253523.00	703152.00	956675.00	65.85	331640.00	858800.00	1190440.00	68.39	256910.00	964060.00	1220970.00	71.74
19	NAGALAND	8000.00	924316.00	932316.00	29.15	3500.00	1029593.00	1033093.00	28.78	5500.00	1263529.00	1269029.00	29.24
20	ODISHA	903632.00	9547526.00	10451158.00	63.44	375698.00	11690738.00	12066436.00	63.72	762185.00	13048959.00	13811144.00	61.87
21	PUNJAB	526719.00	30760374.00	31287093.00	90.77	2435890.00	34708736.00	37144626.00	86.58	3390262.00	33206790.00	36597052.00	90.90
22	RAJASTHAN	3366285.00	29988005.00	33354290.00	90.95	3385958.00	40750114.00	44136072.00	88.76	5658758.00	45629413.00	51288171.00	85.37
23	SIKKIM	21500.00	0.00	21500.00	0.96	35100.00	0.00	35100.00	1.32	4500.00	0.00	4500.00	0.17
24	TAMIL NADU	3579929.00	36339324.00	39919253.00	65.23	6834530.00	40831437.00	47665967.00	66.88	7629174.00	47401578.00	55030752.00	68.40
25	TRIPURA	27453.00	0.00	27453.00	0.64	222180.00	0.00	222180.00	4.51	177790.00	0.00	177790.00	3.23
26	UTTARAKHAND	442559.00	12291518.00	12734077.00	82.56	598114.00	13999351.00	14597465.00	78.61	591546.00	16258771.00	16850317.00	78.36
27	UTTAR PRADESH	575536.00	4166487.00	4742023.00	7.08	369571.00	5751655.00	6121226.00	6.54	1217503.00	6183987.00	7401490.00	7.57
28	WEST BENGAL	1072.00	640167.00	641239.00	0.94	2700.00	645347.00	648047.00	0.83	3000.00	919025.00	949025.00	1.11
TOTAL STATES		24015849.00	195840492.00	219856341.00	31.18	41749960.00	227209143.00	268959103.00	31.79	49205535.00	261389970.00	310595505.00	32.66
29	A. & N. ISLANDS	318597.00	568063.00	886660.00	85.53	408300.00	577314.00	985614.00	81.87	404633.00	604529.00	1009162.00	79.67
30	CHANDIGARH	58113.00	627628.00	685741.00	87.70	10000.00	739300.00	839300.00	87.68	15000.00	799057.00	949057.00	88.30
31	DADRA & NAGAR HAVELI	63124.00	49361.00	112485.00	80.40	82150.00	56400.00	138550.00	78.43	176828.00	55600.00	232428.00	81.41
32	DAMAN & DIU	39503.00	76921.00	116424.00	50.74	46000.00	89800.00	135800.00	48.29	65600.00	89400.00	155000.00	47.47
33	DELHI	0.00	8546374.00	8546374.00	32.04	0.00	9461800.00	9461800.00	29.99	0.00	10592800.00	10592800.00	28.93
34	LAKSHADWEEP	128741.00	266629.00	395370.00	97.61	0.00	3000.00	3000.00	34.48	0.00	3000.00	3000.00	38.96
35	PUDUCHERRY	449370.00	738703.00	1188073.00	75.03	484416.00	818542.00	1302958.00	75.95	570338.00	880785.00	1451123.00	76.44
TOTAL U. T.		1057448.00	10873679.00	11931127.00	38.67	1120866.00	11746156.00	12867022.00	35.84	1367399.00	13025171.00	14392570.00	34.70
TOTAL (STATE & UTs)		25073297.00	206714171.00	231787468.00	31.49	42870826.00	238955299.00	281826125.00	31.96	50572934.00	274415141.00	324988075.00	32.74

.. NI CNET ..

## STATEMENT NO. ( 10 ): PLAN &amp; NON-PLAN BUDGETED EXPENDITURE ON SECONDARY EDUCATION (Sub-head wise)

ACCOUNT: REVENUE ACCOUNT  
PROGRAM: ASSISTANCE TO NON-GOVT. SECONDARY SCHOOLS

(RUPEES IN THOUSANDS)

SL. NO.	STATE/UNION TERRITORY	2011-12(ACTUALS)				2012-13(R. E.)				2013-14(B. E.)			
		PLAN	NON-PLAN	TOTAL	% AGE TO TOTAL EXP. ON SEC. EDN.	PLAN	NON-PLAN	TOTAL	% AGE TO TOTAL EXP. ON SEC. EDN.	PLAN	NON-PLAN	TOTAL	% AGE TO TOTAL EXP. ON SEC. EDN.
1	ANDHRA PRADESH	40000.00	4168493.00	4208493.00	8.26	35000.00	4726748.00	4761748.00	7.77	35000.00	5188636.00	5223636.00	7.32
2	ARUNACHAL PRADESH	10216.00	0.00	10216.00	0.78	37500.00	0.00	37500.00	2.40	2500.00	0.00	2500.00	0.16
3	ASSAM	678241.00	14695030.00	15373271.00	87.42	1167681.00	19367663.00	20535344.00	85.22	1007910.00	20537543.00	21545453.00	86.19
4	BIHAR	0.00	3199566.00	3199566.00	14.43	0.00	3310000.00	3310000.00	14.18	0.00	3360000.00	3360000.00	14.25
5	CHHATTI SGARH	234354.00	465405.00	699759.00	6.43	276030.00	570000.00	846030.00	5.73	328950.00	590000.00	918950.00	3.80
6	GOA	2578.00	3059060.00	3061638.00	73.17	4050.00	3762591.00	3766641.00	71.91	3600.00	3800000.00	3803600.00	64.08
7	GUJARAT	972222.00	28263000.00	29235222.00	90.37	826146.00	31191051.00	32017197.00	88.43	1176891.00	30851391.00	32028282.00	85.80
8	HARYANA	0.00	787216.00	787216.00	4.25	0.00	1255000.00	1255000.00	7.54	0.00	1155500.00	1155500.00	5.32
9	HIMACHAL PRADESH	0.00	155274.00	155274.00	1.78	0.00	60000.00	60000.00	0.58	0.00	10000.00	10000.00	0.09
10	JAMMU & KASHMIR	0.00	5587.00	5587.00	0.05	0.00	9100.00	9100.00	0.07	0.00	10000.00	10000.00	0.07
11	JHARKHAND	0.00	704291.00	704291.00	15.35	4200.00	785000.00	789200.00	11.56	0.00	835000.00	835000.00	11.60
12	KARNATAKA	187142.00	2737845.00	2924987.00	8.02	337367.00	3272714.00	3610081.00	8.02	575000.00	3958923.00	4533923.00	8.77
13	KERALA	0.00	19426913.00	19426913.00	55.90	0.00	19324419.00	19324419.00	51.31	0.00	24071261.00	24071261.00	54.13
14	MADHYA PRADESH	0.00	150518.00	150518.00	0.66	0.00	583420.00	583420.00	1.81	0.00	550260.00	550260.00	1.67
15	MAHARASHTRA	4075113.00	103568352.00	107643465.00	94.13	4901408.00	114664922.00	119566330.00	93.66	4671919.00	134046880.00	138718799.00	91.66
16	MANI PUR	37355.00	54514.00	91869.00	4.39	24600.00	57348.00	81948.00	3.69	8200.00	60215.00	68415.00	2.94
17	MEGHALAYA	430576.00	1097881.00	1528457.00	75.36	252655.00	1010843.00	1263498.00	53.55	237255.00	1112204.00	1349459.00	56.59
18	MIZORAM	368227.00	1887.00	370114.00	25.47	389710.00	2300.00	392010.00	22.52	340810.00	2830.00	343640.00	20.19
19	NAGALAND	4500.00	0.00	4500.00	0.14	5000.00	0.00	5000.00	0.14	0.00	5000.00	5000.00	0.12
20	ODISHA	585372.00	3232890.00	3818262.00	23.18	302548.00	3332062.00	3634610.00	19.19	1769244.00	2576130.00	4345374.00	19.46
21	PUNJAB	0.00	1915576.00	1915576.00	5.56	0.00	2320000.00	2320000.00	5.41	0.00	1600000.00	1600000.00	3.97
22	RAJASTHAN	11900.00	218816.00	230716.00	0.63	11048.00	107755.00	118803.00	0.24	20001.00	22000.00	42001.00	0.07
23	SIKKIM	0.00	0.00	0.00	0.00	6000.00	0.00	6000.00	0.23	500.00	0.00	500.00	0.02
24	TAMIL NADU	0.00	18357230.00	18357230.00	30.00	0.00	17578050.00	17578051.00	24.66	1.00	20432051.00	20432052.00	25.39
25	TRIPURA	0.00	293635.00	293635.00	6.87	0.00	411056.00	411056.00	8.35	300.00	472646.00	472946.00	8.59
26	UTTARAKHAND	10406.00	2006122.00	2016528.00	13.07	39720.00	2100000.00	2139720.00	11.52	66280.00	2400000.00	2466280.00	11.47
27	UTTAR PRADESH	1720108.00	41127810.00	42847918.00	63.95	2256920.00	45314087.00	47571007.00	50.84	2031867.00	48005500.00	50037367.00	51.16
28	WEST BENGAL	51615.00	65946734.00	65998349.00	96.94	850115.00	74000719.00	74850834.00	96.33	1725800.00	79905287.00	81631087.00	95.30
TOTAL STATES		9419925.00	315639645.00	325059570.00	46.10	11727699.00	349116848.00	360844547.00	42.66	14002028.00	385559257.00	399561285.00	42.01
29	A. & N. ISLANDS	18956.00	23588.00	42544.00	4.10	22000.00	30000.00	52000.00	4.32	25000.00	30000.00	55000.00	4.34
30	CHANDIGARH	0.00	49014.00	49014.00	6.27	0.00	60000.00	60000.00	6.27	0.00	62000.00	62000.00	5.77
31	DADRA & NAGAR HAVELI	3410.00	0.00	3410.00	2.44	10000.00	0.00	10000.00	5.66	30000.00	0.00	30000.00	10.51
32	DAMAN & DIU	0.00	60121.00	60121.00	26.20	0.00	60400.00	60400.00	21.48	0.00	74000.00	74000.00	22.66
33	DELHI	0.00	2922205.00	2922205.00	10.95	0.00	3300750.00	3300750.00	10.46	0.00	3500750.00	3500750.00	9.56
34	LAKSHADWEEP	...	...	...	...	...	...	...	...	...	...	...	...
35	PUDUCHERRY	0.00	320881.00	320881.00	20.26	0.00	326595.00	326595.00	19.04	0.00	366660.00	366660.00	19.31
TOTAL U. T.		22366.00	3375809.00	3398175.00	11.01	32000.00	3777745.00	3809745.00	10.61	55000.00	4033410.00	4088410.00	9.86
TOTAL (STATE & UTs)		9442291.00	319015454.00	328457745.00	44.63	11759699.00	352894593.00	364654292.00	41.35	14057028.00	389592667.00	403649695.00	40.67

... NI CNET ...

## STATEMENT NO. ( 10 ): PLAN &amp; NON-PLAN BUDGETED EXPENDITURE ON SECONDARY EDUCATION (Sub-head wise)

ACCOUNT: REVENUE ACCOUNT  
PROGRAM: ASSISTANCE TO LOCAL BODIES FOR SECONDARY EDUCATION

(RUPEES IN THOUSANDS)

SL. NO.	STATE/UNI ON TERRITORY	2011-12(ACTUALS)				2012-13(R. E.)				2013-14(B. E.)			
		PLAN	NON-PLAN	TOTAL	% AGE TO TOTAL EXP. ON SEC. EDN.	PLAN	NON-PLAN	TOTAL	% AGE TO TOTAL EXP. ON SEC. EDN.	PLAN	NON-PLAN	TOTAL	% AGE TO TOTAL EXP. ON SEC. EDN.
1	ANDHRA PRADESH	0.00	37263062.00	37263062.00	73.13	0.00	43668803.00	43668803.00	71.25	0.00	49139565.00	49139565.00	68.85
2	ARUNACHAL PRADESH	...	...	...	...	...	...	...	...	...	...	...	...
3	ASSAM	...	...	...	...	...	...	...	...	...	...	...	...
4	BIHAR	0.00	1697736.00	1697736.00	7.65	0.00	2330503.00	2330503.00	9.98	0.00	3055400.00	3055400.00	12.96
5	CHHATTI SGARH	1985419.00	1117904.00	3103323.00	28.53	3547500.00	1484600.00	5032100.00	34.06	4436500.00	2346700.00	6783200.00	28.07
6	GOA	...	...	...	...	...	...	...	...	...	...	...	...
7	GUJARAT	0.00	1206838.00	1206838.00	3.73	0.00	1381931.00	1381931.00	3.82	0.00	1465588.00	1465588.00	3.93
8	HARYANA	...	...	...	...	...	...	...	...	...	...	...	...
9	HIMACHAL PRADESH	...	...	...	...	...	...	...	...	...	...	...	...
10	JAMMU & KASHMIR	...	...	...	...	...	...	...	...	...	...	...	...
11	JHARKHAND	...	...	...	...	...	...	...	...	...	...	...	...
12	KARNATAKA	3457047.00	21715108.00	25172155.00	68.99	4809508.00	25503495.00	30313003.00	67.33	5831165.00	27814215.00	33645380.00	65.07
13	KERALA	0.00	43405.00	43405.00	0.12	0.00	37492.00	37492.00	0.10	0.00	34492.00	34492.00	0.08
14	MADHYA PRADESH	1669742.00	5600912.00	7270654.00	31.87	655264.00	9040000.00	9695264.00	30.15	1171055.00	9318600.00	10489655.00	31.77
15	MAHARASHTRA	0.00	5139024.00	5139024.00	4.49	0.00	5477266.00	5477266.00	4.29	0.00	6254282.00	6254282.00	4.13
16	MANI PUR	24985.00	170.00	25155.00	1.20	18710.00	270.00	18980.00	0.85	10000.00	270.00	10270.00	0.44
17	MEGHALAYA	...	...	...	...	...	...	...	...	...	...	...	...
18	MIZORAM	...	...	...	...	...	...	...	...	...	...	...	...
19	NAGALAND	...	...	...	...	...	...	...	...	...	...	...	...
20	ODISHA	...	...	...	...	...	...	...	...	...	...	...	...
21	PUNJAB	...	...	...	...	...	...	...	...	...	...	...	...
22	RAJASTHAN	...	...	...	...	...	...	...	...	...	...	...	...
23	SIKKIM	...	...	...	...	...	...	...	...	...	...	...	...
24	TAMIL NADU	...	...	...	...	...	...	...	...	...	...	...	...
25	TRIPURA	...	...	...	...	...	...	...	...	...	...	...	...
26	UTTARAKHAND	...	...	...	...	...	...	...	...	...	...	...	...
27	UTTAR PRADESH	...	...	...	...	...	...	...	...	...	...	...	...
28	WEST BENGAL	...	...	...	...	...	...	...	...	...	...	...	...
TOTAL STATES		7137193.00	73784159.00	80921352.00	11.48	9030982.00	88924360.00	97955342.00	11.58	11448720.00	99429112.00	110877832.00	11.66
29	A. & N. ISLANDS	4000.00	0.00	4000.00	0.39	4800.00	0.00	4800.00	0.40	50000.00	0.00	50000.00	3.95
30	CHANDIGARH	...	...	...	...	...	...	...	...	...	...	...	...
31	DADRA & NAGAR HAVELI	...	...	...	...	...	...	...	...	...	...	...	...
32	DAMAN & DIU	...	...	...	...	...	...	...	...	...	...	...	...
33	DELHI	...	...	...	...	...	...	...	...	...	...	...	...
34	LAKSHADWEEP	...	...	...	...	...	...	...	...	...	...	...	...
35	PUDUCHERRY	...	...	...	...	...	...	...	...	...	...	...	...
TOTAL U. T.		4000.00	0.00	4000.00	0.01	4800.00	0.00	4800.00	0.01	50000.00	0.00	50000.00	0.12
TOTAL (STATE & UTs)		7141193.00	73784159.00	80925352.00	11.00	9035782.00	88924360.00	97960142.00	11.11	11498720.00	99429112.00	110927832.00	11.18

.. NICNET ..

## STATEMENT NO. ( 10 ): PLAN &amp; NON-PLAN BUDGETED EXPENDITURE ON SECONDARY EDUCATION (Sub-head wise)

ACCOUNT: REVENUE ACCOUNT  
PROGRAM: SCHOLARSHIPS

(RUPEES IN THOUSANDS)

SL. NO.	STATE/UNI ON TERRITORY	2011-12(ACTUALS)				2012-13(R. E.)				2013-14(B. E.)			
		PLAN	NON-PLAN	TOTAL	% AGE TO TOTAL EXP. ON SEC. EDN.	PLAN	NON-PLAN	TOTAL	% AGE TO TOTAL EXP. ON SEC. EDN.	PLAN	NON-PLAN	TOTAL	% AGE TO TOTAL EXP. ON SEC. EDN.
1	ANDHRA PRADESH	0.00	1522.00	1522.00	0.00	0.00	8100.00	8100.00	0.01	0.00	8100.00	8100.00	0.01
2	ARUNACHAL PRADESH	72000.00	4500.00	76500.00	5.85	120250.00	0.00	120250.00	7.69	80000.00	0.00	80000.00	5.05
3	ASSAM	255.00	4659.00	4914.00	0.03	2295.00	9174.00	11469.00	0.05	2635.00	3208.00	5843.00	0.02
4	BIHAR	4187907.00	0.00	4187907.00	18.88	5902038.00	0.00	5902038.00	25.28	5060000.00	0.00	5060000.00	21.46
5	CHHATTI SGARH	58546.00	419.00	58965.00	0.54	219830.00	1000.00	220830.00	1.49	162400.00	0.00	162400.00	0.67
6	GOA	0.00	2158.00	2158.00	0.05	0.00	3500.00	3500.00	0.07	0.00	4000.00	4000.00	0.07
7	GUJARAT	52665.00	0.00	52665.00	0.16	200.00	0.00	200.00	0.00	0.00	0.00	0.00	0.00
8	HARYANA	662061.00	1534.00	663595.00	3.58	490311.00	2600.00	492911.00	2.96	764681.00	2600.00	767281.00	3.54
9	HIMACHAL PRADESH	...	...	...	...	...	...	...	...	...	...	...	...
10	JAMMU & KASHMIR	0.00	36657.00	36657.00	0.34	0.00	40142.00	40142.00	0.31	0.00	46567.00	46567.00	0.32
11	JHARKHAND	5326.00	0.00	5326.00	0.12	27500.00	0.00	27500.00	0.40	28500.00	0.00	28500.00	0.40
12	KARNATAKA	30000.00	33700.00	63700.00	0.17	1667400.00	107211.00	1774611.00	3.94	1394100.00	111500.00	1505600.00	2.91
13	KERALA	224737.00	9618.00	234355.00	0.67	260000.00	10000.00	270000.00	0.72	277500.00	11000.00	288500.00	0.65
14	MADHYA PRADESH	...	...	...	...	...	...	...	...	...	...	...	...
15	MAHARASHTRA	0.00	124709.00	124709.00	0.11	0.00	108149.00	108149.00	0.08	0.00	108171.00	108171.00	0.07
16	MANI PUR	0.00	8997.00	8997.00	0.43	0.00	9024.00	9024.00	0.41	0.00	9024.00	9024.00	0.39
17	MEGHALAYA	0.00	0.00	0.00	0.00	10500.00	2626.00	13126.00	0.56	15350.00	2665.00	18015.00	0.76
18	MI ZORAM	0.00	220.00	220.00	0.02	0.00	400.00	400.00	0.02	0.00	400.00	400.00	0.02
19	NAGALAND	0.00	8500.00	8500.00	0.27	0.00	8500.00	8500.00	0.24	0.00	8500.00	8500.00	0.20
20	ODISHA	0.00	3431.00	3431.00	0.02	0.00	3862.00	3862.00	0.02	0.00	3862.00	3862.00	0.02
21	PUNJAB	0.00	8698.00	8698.00	0.03	0.00	9315.00	9315.00	0.02	0.00	9315.00	9315.00	0.02
22	RAJASTHAN	252207.00	211646.00	463853.00	1.26	560006.00	350000.00	910006.00	1.83	551408.00	450000.00	1001408.00	1.67
23	SIKKIM	0.00	0.00	0.00	0.00	5000.00	0.00	5000.00	0.19	4000.00	0.00	4000.00	0.15
24	TAMIL NADU	0.00	15025.00	15025.00	0.02	0.00	17834.00	17834.00	0.03	0.00	17834.00	17834.00	0.02
25	TRI PURA	33103.00	0.00	33103.00	0.77	15617.00	12500.00	28117.00	0.57	29893.00	12500.00	42393.00	0.77
26	UTTARAKHAND	168.00	1466.00	1634.00	0.01	300.00	3282.00	3582.00	0.02	300.00	3282.00	3582.00	0.02
27	UTTAR PRADESH	0.00	2886.00	2886.00	0.00	0.00	14000.00	14000.00	0.01	0.00	5139.00	5139.00	0.01
28	WEST BENGAL	0.00	65.00	65.00	0.00	0.00	2619.00	2619.00	0.00	0.00	2852.00	2852.00	0.00
TOTAL STATES		5578975.00	480410.00	6059385.00	0.86	9281247.00	723838.00	10005085.00	1.18	8370767.00	820519.00	9191286.00	0.97
29	A. & N. ISLANDS	9544.00	889.00	10433.00	1.01	10500.00	1000.00	11500.00	0.96	12000.00	1500.00	13500.00	1.07
30	CHANDIGARH	0.00	141.00	141.00	0.02	0.00	274.00	274.00	0.03	0.00	274.00	274.00	0.03
31	DADRA & NAGAR HAVELI	...	...	...	...	...	...	...	...	...	...	...	...
32	DAMAN & DIU	...	...	...	...	...	...	...	...	...	...	...	...
33	DELHI	...	...	...	...	...	...	...	...	...	...	...	...
34	LAKSHADWEEP	...	...	...	...	...	...	...	...	...	...	...	...
35	PUDUCHERRY	10883.00	2259.00	13142.00	0.83	11007.00	2276.00	13283.00	0.77	0.00	2305.00	2305.00	0.12
TOTAL U. T.		20427.00	3289.00	23716.00	0.08	21507.00	3550.00	25057.00	0.07	12000.00	4079.00	16079.00	0.04
TOTAL (STATE & UTs)		5599402.00	483699.00	6083101.00	0.83	9302754.00	727388.00	10030142.00	1.14	8382767.00	824598.00	9207365.00	0.93

... NI CNET ...

## STATEMENT NO. ( 10 ): PLAN &amp; NON-PLAN BUDGETED EXPENDITURE ON SECONDARY EDUCATION (Sub-head wise)

ACCOUNT: REVENUE ACCOUNT  
PROGRAM: TEACHER'S TRAINING

(RUPEES IN THOUSANDS)

SL. NO.	STATE/UNI ON TERRITORY	2011-12(ACTUALS)				2012-13(R. E.)				2013-14(B. E.)			
		PLAN	NON-PLAN	TOTAL	% AGE TO TOTAL EXP. ON SEC. EDN.	PLAN	NON-PLAN	TOTAL	% AGE TO TOTAL EXP. ON SEC. EDN.	PLAN	NON-PLAN	TOTAL	% AGE TO TOTAL EXP. ON SEC. EDN.
1	ANDHRA PRADESH	0.00	179863.00	179863.00	0.35	0.00	229871.00	229871.00	0.38	0.00	251780.00	251780.00	0.35
2	ARUNACHAL PRADESH	500.00	0.00	500.00	0.04	46426.00	0.00	46426.00	2.97	33509.00	0.00	33509.00	2.12
3	ASSAM	0.00	1383.00	1383.00	0.01	0.00	2654.00	2654.00	0.01	0.00	2736.00	2736.00	0.01
4	BIHAR	..	..	..	..	..	..	..	..	..	..	..	..
5	CHHATTI SGARH	35865.00	68672.00	104537.00	0.96	59410.00	73440.00	132850.00	0.90	63122.00	89750.00	152872.00	0.63
6	GOA	..	..	..	..	..	..	..	..	..	..	..	..
7	GUJARAT	0.00	17475.00	17475.00	0.05	0.00	19031.00	19031.00	0.05	0.00	18864.00	18864.00	0.05
8	HARYANA	258199.00	12896.00	271095.00	1.46	460000.00	23620.00	483620.00	2.91	699548.00	25550.00	725098.00	3.34
9	HIMACHAL PRADESH	..	..	..	..	..	..	..	..	..	..	..	..
10	JAMMU & KASHMIR	0.00	39359.00	39359.00	0.36	0.00	51074.00	51074.00	0.39	0.00	48220.00	48220.00	0.33
11	JHARKHAND	..	..	..	..	..	..	..	..	..	..	..	..
12	KARNATAKA	11062.00	973.00	12035.00	0.03	70001.00	2018.00	72019.00	0.16	80000.00	2098.00	82098.00	0.16
13	KERALA	47368.00	0.00	47368.00	0.14	0.00	0.00	0.00	0.00	500000.00	0.00	500000.00	1.12
14	MADHYA PRADESH	38668.00	77230.00	115898.00	0.51	61435.00	111029.00	172464.00	0.54	76000.00	138996.00	214996.00	0.65
15	MAHARASHTRA	4486.00	456958.00	461444.00	0.40	4800.00	517864.00	522664.00	0.41	3800.00	627052.00	630852.00	0.42
16	MANI PUR	150.00	7043.00	7193.00	0.34	127.00	7029.00	7156.00	0.32	300.00	7063.00	7363.00	0.32
17	MEGHALAYA	3968.00	8858.00	12826.00	0.63	5000.00	8672.00	13672.00	0.58	5000.00	8775.00	13775.00	0.58
18	MIZORAM	17618.00	9267.00	26885.00	1.85	19950.00	11270.00	31220.00	1.79	4950.00	13830.00	18780.00	1.10
19	NAGALAND	..	..	..	..	..	..	..	..	..	..	..	..
20	ODISHA	0.00	213117.00	213117.00	1.29	0.00	252213.00	252213.00	1.33	0.00	272859.00	272859.00	1.22
21	PUNJAB	0.00	4245.00	4245.00	0.01	0.00	6918.00	6918.00	0.02	0.00	7010.00	7010.00	0.02
22	RAJASTHAN	..	..	..	..	..	..	..	..	..	..	..	..
23	SIKKIM	609751.00	1412491.00	2022242.00	90.31	83104.00	2011140.00	2094244.00	78.95	655156.00	1731984.00	2387140.00	89.37
24	TAMIL NADU	0.00	55534.00	55534.00	0.09	0.00	67223.00	67223.00	0.09	0.00	85100.00	85100.00	0.11
25	TRIPURA	126.00	10430.00	10556.00	0.25	11698.00	19010.00	30708.00	0.62	800.00	21975.00	22775.00	0.41
26	UTTARAKHAND	..	..	..	..	..	..	..	..	..	..	..	..
27	UTTAR PRADESH	0.00	209.00	209.00	0.00	0.00	138.00	138.00	0.00	0.00	137.00	137.00	0.00
28	WEST BENGAL	0.00	34035.00	34035.00	0.05	0.00	76372.00	76372.00	0.10	0.00	82457.00	82457.00	0.10
	TOTAL STATES	1027761.00	2610038.00	3637799.00	0.52	821951.00	3490586.00	4312537.00	0.51	2122185.00	3436236.00	5558421.00	0.58
29	A. & N. ISLANDS	..	..	..	..	..	..	..	..	..	..	..	..
30	CHANDIGARH	0.00	0.00	0.00	0.00	0.00	250.00	250.00	0.03	0.00	250.00	250.00	0.02
31	DADRA & NAGAR HAVELI	0.00	0.00	0.00	0.00	100.00	0.00	100.00	0.06	100.00	0.00	100.00	0.04
32	DAMAN & DIU	..	..	..	..	..	..	..	..	..	..	..	..
33	DELHI	47478.00	0.00	47478.00	0.18	43500.00	0.00	43500.00	0.14	75000.00	0.00	75000.00	0.20
34	LAKSHADWEEP	..	..	..	..	..	..	..	..	..	..	..	..
35	PUDUCHERRY	3853.00	0.00	3853.00	0.24	13084.00	0.00	13084.00	0.76	7859.00	0.00	7859.00	0.41
	TOTAL U. T.	51331.00	0.00	51331.00	0.17	56684.00	250.00	56934.00	0.16	82959.00	250.00	83209.00	0.20
	TOTAL (STATE & UTs)	1079092.00	2610038.00	3689130.00	0.50	878635.00	3490836.00	4369471.00	0.50	2205144.00	3436486.00	5641630.00	0.57

.. NICNET ..

## STATEMENT NO. ( 10 ): PLAN &amp; NON-PLAN BUDGETED EXPENDITURE ON SECONDARY EDUCATION (Sub-head wise)

ACCOUNT: REVENUE ACCOUNT  
PROGRAM: TEXTS BOOKS

(RUPEES IN THOUSANDS)

SL. NO.	STATE/UNI ON TERRITORY	2011-12(ACTUALS)				2012-13(R. E.)				2013-14(B. E.)			
		PLAN	NON-PLAN	TOTAL	% AGE TO TOTAL EXP. ON SEC. EDN.	PLAN	NON-PLAN	TOTAL	% AGE TO TOTAL EXP. ON SEC. EDN.	PLAN	NON-PLAN	TOTAL	% AGE TO TOTAL EXP. ON SEC. EDN.
1	ANDHRA PRADESH	0.00	938685.00	938685.00	1.84	0.00	968917.00	968917.00	1.58	0.00	1033141.00	1033141.00	1.45
2	ARUNACHAL PRADESH	69165.00	0.00	69165.00	5.29	60000.00	0.00	60000.00	3.84	60000.00	0.00	60000.00	3.79
3	ASSAM	...	...	...	...	...	...	...	...	...	...	...	...
4	BIHAR	...	...	...	...	...	...	...	...	...	...	...	...
5	CHHATTI SGARH	107177.00	0.00	107177.00	0.99	256570.00	0.00	256570.00	1.74	283900.00	0.00	283900.00	1.17
6	GOA	...	...	...	...	...	...	...	...	...	...	...	...
7	GUJARAT	24000.00	0.00	24000.00	0.07	24000.00	0.00	24000.00	0.07	588100.00	0.00	588100.00	1.58
8	HARYANA	...	...	...	...	...	...	...	...	...	...	...	...
9	HIMACHAL PRADESH	...	...	...	...	...	...	...	...	...	...	...	...
10	JAMMU & KASHMIR	...	...	...	...	...	...	...	...	...	...	...	...
11	JHARKHAND	0.00	0.00	0.00	0.00	25500.00	0.00	25500.00	0.37	25500.00	0.00	25500.00	0.35
12	KARNATAKA	0.00	85512.00	85512.00	0.23	0.00	0.00	0.00	0.00	0.00	0.00	0.00	0.00
13	KERALA	0.00	585942.00	585942.00	1.69	0.00	472153.00	472153.00	1.25	0.00	554784.00	554784.00	1.25
14	MADHYA PRADESH	559677.00	0.00	559677.00	2.45	542000.00	0.00	542000.00	1.69	661000.00	0.00	661000.00	2.00
15	MAHARASHTRA	...	...	...	...	...	...	...	...	...	...	...	...
16	MANI PUR	...	...	...	...	...	...	...	...	...	...	...	...
17	MEGHALAYA	0.00	782.00	782.00	0.04	0.00	1096.00	1096.00	0.05	0.00	1108.00	1108.00	0.05
18	MIZORAM	...	...	...	...	...	...	...	...	...	...	...	...
19	NAGALAND	10000.00	0.00	10000.00	0.31	10000.00	0.00	10000.00	0.28	6500.00	0.00	6500.00	0.15
20	ODISHA	...	...	...	...	...	...	...	...	...	...	...	...
21	PUNJAB	...	...	...	...	...	...	...	...	...	...	...	...
22	RAJASTHAN	...	...	...	...	...	...	...	...	...	...	...	...
23	SIKKIM	10000.00	0.00	10000.00	0.45	30000.00	0.00	30000.00	1.13	10000.00	0.00	10000.00	0.37
24	TAMIL NADU	338331.00	0.00	338331.00	0.55	805220.00	0.00	805220.00	1.13	640097.00	0.00	640097.00	0.80
25	TRIPURA	0.00	0.00	0.00	0.00	6564.00	0.00	6564.00	0.13	0.00	0.00	0.00	0.00
26	UTTARAKHAND	...	...	...	...	...	...	...	...	...	...	...	...
27	UTTAR PRADESH	...	...	...	...	...	...	...	...	...	...	...	...
28	WEST BENGAL	0.00	753.00	753.00	0.00	0.00	825.00	825.00	0.00	0.00	1051.00	1051.00	0.00
	TOTAL STATES	1118350.00	1611674.00	2730024.00	0.39	1759854.00	1442991.00	3202845.00	0.38	2275097.00	1590084.00	3865181.00	0.41
29	A. & N. ISLANDS	6310.00	4041.00	10351.00	1.00	11700.00	4566.00	16266.00	1.35	12900.00	6168.00	19068.00	1.51
30	CHANDIGARH	...	...	...	...	...	...	...	...	...	...	...	...
31	DADRA & NAGAR HAVELI	...	...	...	...	...	...	...	...	...	...	...	...
32	DAMAN & DIU	...	...	...	...	...	...	...	...	...	...	...	...
33	DELHI	650993.00	1602.00	652595.00	2.45	940000.00	1575.00	941575.00	2.98	1025000.00	3300.00	1028300.00	2.81
34	LAKSHADWEEP	...	...	...	...	...	...	...	...	...	...	...	...
35	PUDUCHERRY	...	...	...	...	...	...	...	...	...	...	...	...
	TOTAL U. T.	657303.00	5643.00	662946.00	2.15	951700.00	6141.00	957841.00	2.67	1037900.00	9468.00	1047368.00	2.53
	TOTAL (STATE & UTs)	1775653.00	1617317.00	3392970.00	0.46	2711554.00	1449132.00	4160686.00	0.47	3312997.00	1599552.00	4912549.00	0.49

.. NICNET ..

## STATEMENT NO. ( 10 ): PLAN &amp; NON-PLAN BUDGETED EXPENDITURE ON SECONDARY EDUCATION (Sub-head wise)

ACCOUNT: REVENUE ACCOUNT  
PROGRAM: NON FORMAL EDUCATION

(RUPEES IN THOUSANDS)

SL. NO.	STATE/UNI ON TERRITORY	2011-12(ACTUALS)				2012-13(R. E.)				2013-14(B. E.)			
		PLAN	NON-PLAN	TOTAL	% AGE TO TOTAL EXP. ON SEC. EDN.	PLAN	NON-PLAN	TOTAL	% AGE TO TOTAL EXP. ON SEC. EDN.	PLAN	NON-PLAN	TOTAL	% AGE TO TOTAL EXP. ON SEC. EDN.
1	ANDHRA PRADESH	...	...	...	...	...	...	...	...	...	...	...	...
2	ARUNACHAL PRADESH	...	...	...	...	...	...	...	...	...	...	...	...
3	ASSAM	...	...	...	...	...	...	...	...	...	...	...	...
4	BIHAR	20000.00	0.00	20000.00	0.09	0.00	0.00	0.00	0.00	50000.00	0.00	50000.00	0.21
5	CHHATTI SGARH	...	...	...	...	...	...	...	...	...	...	...	...
6	GOA	...	...	...	...	...	...	...	...	...	...	...	...
7	GUJARAT	...	...	...	...	...	...	...	...	...	...	...	...
8	HARYANA	...	...	...	...	...	...	...	...	...	...	...	...
9	HIMACHAL PRADESH	...	...	...	...	...	...	...	...	...	...	...	...
10	JAMMU & KASHMIR	...	...	...	...	...	...	...	...	...	...	...	...
11	JHARKHAND	...	...	...	...	...	...	...	...	...	...	...	...
12	KARNATAKA	...	...	...	...	...	...	...	...	...	...	...	...
13	KERALA	...	...	...	...	...	...	...	...	...	...	...	...
14	MADHYA PRADESH	...	...	...	...	...	...	...	...	...	...	...	...
15	MAHARASHTRA	...	...	...	...	...	...	...	...	...	...	...	...
16	MANI PUR	...	...	...	...	...	...	...	...	...	...	...	...
17	MEGHALAYA	...	...	...	...	...	...	...	...	...	...	...	...
18	MIZORAM	550.00	5166.00	5716.00	0.39	610.00	7440.00	8050.00	0.46	610.00	7090.00	7700.00	0.45
19	NAGALAND	...	...	...	...	...	...	...	...	...	...	...	...
20	ODISHA	...	...	...	...	...	...	...	...	...	...	...	...
21	PUNJAB	...	...	...	...	...	...	...	...	...	...	...	...
22	RAJASTHAN	...	...	...	...	...	...	...	...	...	...	...	...
23	SIKKIM	...	...	...	...	...	...	...	...	...	...	...	...
24	TAMIL NADU	...	...	...	...	...	...	...	...	...	...	...	...
25	TRIPURA	...	...	...	...	...	...	...	...	...	...	...	...
26	UTTARAKHAND	...	...	...	...	...	...	...	...	...	...	...	...
27	UTTAR PRADESH	...	...	...	...	...	...	...	...	...	...	...	...
28	WEST BENGAL	...	...	...	...	...	...	...	...	...	...	...	...
TOTAL STATES		20550.00	5166.00	25716.00	0.00	610.00	7440.00	8050.00	0.00	50610.00	7090.00	57700.00	0.01
29	A. & N. ISLANDS	...	...	...	...	...	...	...	...	...	...	...	...
30	CHANDIGARH	...	...	...	...	...	...	...	...	...	...	...	...
31	DADRA & NAGAR HAVELI	...	...	...	...	...	...	...	...	...	...	...	...
32	DAMAN & DIU	...	...	...	...	...	...	...	...	...	...	...	...
33	DELHI	...	...	...	...	...	...	...	...	...	...	...	...
34	LAKSHADWEEP	...	...	...	...	...	...	...	...	...	...	...	...
35	PUDUCHERRY	...	...	...	...	...	...	...	...	...	...	...	...
TOTAL U. T.		0.00	0.00	0.00	0.00	0.00	0.00	0.00	0.00	0.00	0.00	0.00	0.00
TOTAL (STATE & UTs)		20550.00	5166.00	25716.00	0.00	610.00	7440.00	8050.00	0.00	50610.00	7090.00	57700.00	0.01

.. NICNET ..

## STATEMENT NO. ( 10 ): PLAN &amp; NON-PLAN BUDGETED EXPENDITURE ON SECONDARY EDUCATION (Sub-head wise)

ACCOUNT: REVENUE ACCOUNT  
PROGRAM: OTHER EXPENDITURE

(RUPEES IN THOUSANDS)

SL. NO.	STATE/UNI ON TERRITORY	2011-12(ACTUALS)				2012-13(R. E.)				2013-14(B. E.)			
		PLAN	NON-PLAN	TOTAL	% AGE TO TOTAL EXP. ON SEC. EDN.	PLAN	NON-PLAN	TOTAL	% AGE TO TOTAL EXP. ON SEC. EDN.	PLAN	NON-PLAN	TOTAL	% AGE TO TOTAL EXP. ON SEC. EDN.
1	ANDHRA PRADESH	2751392.00	719817.00	3471209.00	6.81	3074610.00	830077.00	3904687.00	6.37	4238682.00	1053266.00	5291948.00	7.42
2	ARUNACHAL PRADESH	19231.00	5760.00	24991.00	1.91	25239.00	3131.00	28370.00	1.81	29031.00	3091.00	32122.00	2.03
3	ASSAM	1273801.00	11671.00	1285472.00	7.31	2491140.00	18236.00	2509376.00	10.41	2415800.00	31251.00	2447051.00	9.79
4	BIHAR	1834620.00	63889.00	1898509.00	8.56	579200.00	81505.00	660705.00	2.83	580000.00	81505.00	661505.00	2.81
5	CHHATTI SGARH	73356.00	50000.00	123356.00	1.13	182000.00	50000.00	232000.00	1.57	182000.00	80000.00	262000.00	1.08
6	GOA	446439.00	201376.00	647815.00	15.48	763041.00	211500.00	974541.00	18.61	1306108.00	268250.00	1574358.00	26.53
7	GUJARAT	494198.00	195284.00	689482.00	2.13	358497.00	587651.00	946148.00	2.61	630785.00	702679.00	1333464.00	3.57
8	HARYANA	1012583.00	44323.00	1056906.00	5.71	859018.00	55310.00	914328.00	5.49	1824405.00	60660.00	1885065.00	8.69
9	HIMACHAL PRADESH	104658.00	44.00	104702.00	1.20	0.00	164100.00	164100.00	1.59	0.00	160110.00	160110.00	1.42
10	JAMMU & KASHMIR	0.00	0.00	0.00	0.00	61134.00	0.00	61134.00	0.47	61134.00	0.00	61134.00	0.42
11	JHARKHAND	591064.00	0.00	591064.00	12.88	889000.00	0.00	889000.00	13.02	864900.00	0.00	864900.00	12.01
12	KARNATAKA	3482141.00	444245.00	3926386.00	10.76	60000.00	269625.00	329625.00	0.73	60000.00	280380.00	340380.00	0.66
13	KERALA	743366.00	209333.00	952699.00	2.74	2245300.00	195778.00	2441078.00	6.48	0.00	227175.00	227175.00	0.51
14	MADHYA PRADESH	368386.00	17599.00	385985.00	1.69	46438.00	18000.00	64438.00	0.20	127030.00	18000.00	145030.00	0.44
15	MAHARASHTRA	482059.00	19526.00	501585.00	0.44	1413360.00	22834.00	1436194.00	1.13	5020000.00	23535.00	5043535.00	3.33
16	MANI PUR	92891.00	0.00	92891.00	4.44	207498.00	0.00	207498.00	9.33	140440.00	0.00	140440.00	6.04
17	MEGHALAYA	41356.00	2556.00	43912.00	2.16	565300.00	4908.00	570208.00	24.17	466600.00	4867.00	471467.00	19.77
18	MI ZORAM	32641.00	35963.00	68604.00	4.72	34464.00	49490.00	83954.00	4.82	20864.00	49320.00	70184.00	4.12
19	NAGALAND	30821.00	61907.00	92728.00	2.90	42347.00	84934.00	127281.00	3.55	46400.00	102903.00	149303.00	3.44
20	ODI SHA	1745277.00	90981.00	1836258.00	11.15	2750239.00	27275.00	2777514.00	14.67	3673153.00	27447.00	3700600.00	16.58
21	PUNJAB	680500.00	140000.00	820500.00	2.38	2414929.00	500000.00	2914929.00	6.79	1321351.00	200000.00	1521351.00	3.78
22	RAJASTHAN	269231.00	1681240.00	1950471.00	5.32	1162488.00	2642658.00	3805146.00	7.65	3801075.00	3104223.00	6905298.00	11.49
23	SIKKIM	63511.00	0.00	63511.00	2.84	367535.00	0.00	367535.00	13.85	99900.00	0.00	99900.00	3.74
24	TAMI L NADU	951304.00	780433.00	1731737.00	2.83	3466853.00	823532.00	4290385.00	6.02	2503566.00	823608.00	3327174.00	4.14
25	TRI PURA	513445.00	3394159.00	3907604.00	91.46	339101.00	3884890.00	4223991.00	85.81	225610.00	4563906.00	4789516.00	87.00
26	UTTARAKHAND	182934.00	108892.00	291826.00	1.89	1217699.00	126741.00	1344440.00	7.24	1573641.00	159305.00	1732946.00	8.06
27	UTTAR PRADESH	9886385.00	8681520.00	18567905.00	27.71	37305832.00	1535315.00	38841147.00	41.51	37574432.00	1671980.00	39246412.00	40.13
28	WEST BENGAL	334364.00	423678.00	758042.00	1.11	891000.00	491588.00	1382588.00	1.78	1520800.00	531686.00	2052486.00	2.40
	TOTAL STATES	28501954.00	17384196.00	45886150.00	6.51	63813262.00	12679078.00	76492340.00	9.04	70307707.00	14229147.00	84536854.00	8.89
29	A. & N. ISLANDS	27625.00	55050.00	82675.00	7.98	72520.00	61198.00	133718.00	11.11	56670.00	63235.00	119905.00	9.47
30	CHANDIGARH	998.00	31258.00	32256.00	4.13	2600.00	36600.00	39200.00	4.09	4500.00	39272.00	43772.00	4.07
31	DADRA & NAGAR HAVELI												
32	DAMAN & DIU	52911.00	0.00	52911.00	23.06	85000.00	0.00	85000.00	30.23	97500.00	0.00	97500.00	29.86
33	DELHI	2907089.00	11462593.00	14369682.00	53.87	5324500.00	12316130.00	17640630.00	55.91	6915000.00	14296845.00	21211845.00	57.93
34	LAKSHADWEEP												
35	PUDUCHERRY	1179.00	2662.00	3841.00	0.24	528.00	2805.00	3333.00	0.19	4165.00	3073.00	7238.00	0.38
	TOTAL U. T.	2989802.00	11551563.00	14541365.00	47.13	5485148.00	12416733.00	17901881.00	49.87	7077835.00	14402425.00	21480260.00	51.79
	TOTAL (STATE & UTs)	31491756.00	28935759.00	60427515.00	8.21	69298410.00	25095811.00	94394221.00	10.70	77385542.00	28631572.00	106017114.00	10.68



## STATEMENT NO. ( 11 ): PLAN &amp; NON-PLAN BUDGETED EXPENDITURE ON ADULT EDUCATION

ACCOUNT: REVENUE ACCOUNT  
PROGRAM: TOTAL EXPENDITURE

(RUPEES IN THOUSANDS)

SL. NO.	STATE/UNI ON TERRITORY	2011-12(ACTUALS)				2012-13(R. E.)				2013-14(B. E.)			
		PLAN	NON-PLAN	TOTAL	% AGE TO TOTAL EXP. ON EDUCATION	PLAN	NON-PLAN	TOTAL	% AGE TO TOTAL EXP. ON EDUCATION	PLAN	NON-PLAN	TOTAL	% AGE TO TOTAL EXP. ON EDUCATION
1	ANDHRA PRADESH	497423.00	189975.00	687398.00	0.48	10000.00	267463.00	277463.00	0.17	200000.00	300619.00	500619.00	0.26
2	ARUNACHAL PRADESH	9020.00	39764.00	48784.00	1.03	12105.00	44024.00	56129.00	0.84	12700.00	50297.00	62997.00	1.03
3	ASSAM	10906.00	213939.00	224845.00	0.37	73758.00	262527.00	336285.00	0.39	23717.00	275829.00	299546.00	0.33
4	BIHAR	22698.00	61271.00	83969.00	0.09	1972594.00	67820.00	2040414.00	1.42	2110000.00	123151.00	2233151.00	1.36
5	CHHATTI SGARH	1000.00	0.00	1000.00	0.00	171500.00	0.00	171500.00	0.31	66300.00	0.00	66300.00	0.09
6	GOA	389.00	15025.00	15414.00	0.19	8204.00	17451.00	25655.00	0.27	8203.00	15416.00	23619.00	0.22
7	GUJARAT	27500.00	23306.00	50806.00	0.04	8004.00	28590.00	36594.00	0.03	6500.00	27500.00	34000.00	0.02
8	HARYANA	17038.00	6621.00	23659.00	0.04	9252.00	8800.00	18052.00	0.02	104790.00	9600.00	114390.00	0.11
9	HIMACHAL PRADESH	13414.00	6167.00	19581.00	0.07	9697.00	0.00	9697.00	0.03	6601.00	0.00	6601.00	0.02
10	JAMMU & KASHMIR	...	...	...	...	...	...	...	...	...	...	...	...
11	JHARKHAND	...	...	...	...	...	...	...	...	...	...	...	...
12	KARNATAKA	145663.00	32702.00	178365.00	0.15	185000.00	31219.00	216219.00	0.14	123400.00	34732.00	158132.00	0.09
13	KERALA	88000.00	800.00	88800.00	0.10	137400.00	1801.00	139201.00	0.14	190000.00	1.00	190001.00	0.17
14	MADHYA PRADESH	1070.00	0.00	1070.00	0.00	8003.00	0.00	8003.00	0.01	0.00	0.00	0.00	0.00
15	MAHARASHTRA	0.00	194227.00	194227.00	0.07	0.00	205238.00	205238.00	0.06	0.00	220655.00	220655.00	0.06
16	MANI PUR	7176.00	30859.00	38035.00	0.64	6022.00	65530.00	71552.00	0.99	6022.00	61687.00	67709.00	0.87
17	MEGHALAYA	2710.00	40444.00	43154.00	0.48	6000.00	36897.00	42897.00	0.58	6000.00	42274.00	48274.00	0.57
18	MIZORAM	7540.00	22807.00	30347.00	0.54	9160.00	26550.00	35710.00	0.52	9460.00	35110.00	44570.00	0.65
19	NAGALAND	0.00	1792.00	1792.00	0.03	0.00	21.00	21.00	0.00	0.00	21.00	21.00	0.00
20	ODISHA	54981.00	0.00	54981.00	0.08	101000.00	0.00	101000.00	0.13	107000.00	0.00	107000.00	0.12
21	PUNJAB	0.00	6671.00	6671.00	0.01	0.00	9000.00	9000.00	0.01	0.00	9000.00	9000.00	0.01
22	RAJASTHAN	324858.00	67036.00	391894.00	0.35	98728.00	78700.00	177428.00	0.13	218201.00	88538.00	306739.00	0.19
23	SIKKIM	0.00	0.00	0.00	0.00	250.00	0.00	250.00	0.01	1000.00	0.00	1000.00	0.03
24	TAMIL NADU	0.00	11380.00	11380.00	0.01	0.00	12799.00	12799.00	0.01	0.00	13335.00	13335.00	0.01
25	TRIPURA	10090.00	296511.00	306601.00	2.60	26390.00	354279.00	380669.00	2.78	10200.00	476771.00	486971.00	2.99
26	UTTARAKHAND	...	...	...	...	...	...	...	...	...	...	...	...
27	UTTAR PRADESH	...	...	...	...	...	...	...	...	...	...	...	...
28	WEST BENGAL	56521.00	35866.00	92387.00	0.06	233660.00	58229.00	291889.00	0.17	151200.00	62530.00	213730.00	0.11
TOTAL STATES		1297997.00	1297163.00	2595160.00	0.13	3086727.00	1576938.00	4663665.00	0.19	3361294.00	1847066.00	5208360.00	0.19
29	A. & N. ISLANDS	0.00	9767.00	9767.00	0.30	0.00	10859.00	10859.00	0.29	0.00	11453.00	11453.00	0.29
30	CHANDIGARH	4000.00	5469.00	9469.00	0.27	4100.00	8300.00	12400.00	0.30	4100.00	8884.00	12984.00	0.28
31	DADRA & NAGAR HAVELI	0.00	861.00	861.00	0.11	0.00	1100.00	1100.00	0.11	0.00	1000.00	1000.00	0.09
32	DAMAN & DIU	50.00	999.00	1049.00	0.20	100.00	1200.00	1300.00	0.21	100.00	1200.00	1300.00	0.18
33	DELHI	56077.00	861360.00	917437.00	2.67	107000.00	948645.00	1055645.00	2.57	80000.00	1054250.00	1134250.00	2.38
34	LAKSHADWEEP	...	...	...	...	...	...	...	...	...	...	...	...
35	PUDUCHERRY	2539.00	5060.00	7599.00	0.17	0.00	4350.00	4350.00	0.09	2.00	4812.00	4814.00	0.08
TOTAL U. T.		62666.00	883516.00	946182.00	1.98	111200.00	974454.00	1085654.00	1.92	84202.00	1081599.00	1165801.00	1.80
TOTAL (STATE & UTs)		1360663.00	2180679.00	3541342.00	0.17	3197927.00	2551392.00	5749319.00	0.23	3445496.00	2928665.00	6374161.00	0.22
CENTRE TOTAL		5739000.00	26700.00	5765700.00	0.96	5060000.00	33300.00	5093300.00	0.76	6830000.00	36500.00	6866500.00	0.87
GRAND TOTAL		7099663.00	2207379.00	9307042.00	0.34	8257927.00	2584692.00	10842619.00	0.34	10275496.00	2965165.00	13240661.00	0.36

... NI CNET ...

## STATEMENT NO. ( 12 ): PLAN &amp; NON-PLAN BUDGETED EXPENDITURE ON ADULT EDUCATION (Sub-head wise)

ACCOUNT: REVENUE ACCOUNT  
PROGRAM: DIRECTION & ADMINISTRATION

(RUPEES IN THOUSANDS)

SL. NO.	STATE/UNI ON TERRITORY	2011-12(ACTUALS)				2012-13(R. E.)				2013-14(B. E.)			
		PLAN	NON-PLAN	TOTAL	% AGE TO TOTAL EXP. ON ADL. EDN.	PLAN	NON-PLAN	TOTAL	% AGE TO TOTAL EXP. ON ADL. EDN.	PLAN	NON-PLAN	TOTAL	% AGE TO TOTAL EXP. ON ADL. EDN.
1	ANDHRA PRADESH	0.00	189975.00	189975.00	27.64	0.00	267463.00	267463.00	96.40	0.00	300619.00	300619.00	60.05
2	ARUNACHAL PRADESH	9020.00	39764.00	48784.00	100.00	9605.00	44024.00	53629.00	95.55	10200.00	50297.00	60497.00	96.03
3	ASSAM	5187.00	213939.00	219126.00	97.46	4208.00	257068.00	261276.00	77.69	4167.00	270315.00	274482.00	91.63
4	BIHAR	0.00	14396.00	14396.00	17.14	0.00	15877.00	15877.00	0.78	0.00	19343.00	19343.00	0.87
5	CHHATTI SGARH	...	...	...	...	...	...	...	...	...	...	...	...
6	GOA	...	...	...	...	...	...	...	...	...	...	...	...
7	GUJARAT	0.00	913.00	913.00	1.80	0.00	1100.00	1100.00	3.01	0.00	1000.00	1000.00	2.94
8	HARYANA	...	...	...	...	...	...	...	...	...	...	...	...
9	HIMACHAL PRADESH	...	...	...	...	...	...	...	...	...	...	...	...
10	JAMMU & KASHMIR	...	...	...	...	...	...	...	...	...	...	...	...
11	JHARKHAND	...	...	...	...	...	...	...	...	...	...	...	...
12	KARNATAKA	140663.00	8751.00	149414.00	83.77	180000.00	8786.00	188786.00	87.31	118400.00	11402.00	129802.00	82.08
13	KERALA	8000.00	0.00	8000.00	9.01	17400.00	1800.00	19200.00	13.79	30000.00	0.00	30000.00	15.79
14	MADHYA PRADESH	...	...	...	...	...	...	...	...	...	...	...	...
15	MAHARASHTRA	...	...	...	...	...	...	...	...	...	...	...	...
16	MANI PUR	7176.00	30859.00	38035.00	100.00	6022.00	65530.00	71552.00	100.00	6022.00	61687.00	67709.00	100.00
17	MEGHALAYA	1558.00	1544.00	3102.00	7.19	1136.00	4170.00	5306.00	12.37	1086.00	4538.00	5624.00	11.65
18	MIZORAM	7540.00	19650.00	27190.00	89.60	9060.00	22770.00	31830.00	89.13	9360.00	30630.00	39990.00	89.72
19	NAGALAND	...	...	...	...	...	...	...	...	...	...	...	...
20	ODISHA	15617.00	0.00	15617.00	28.40	19450.00	0.00	19450.00	19.26	20774.00	0.00	20774.00	19.41
21	PUNJAB	...	...	...	...	...	...	...	...	...	...	...	...
22	RAJASTHAN	...	...	...	...	...	...	...	...	...	...	...	...
23	SIKKIM	...	...	...	...	...	...	...	...	...	...	...	...
24	TAMIL NADU	0.00	11380.00	11380.00	100.00	0.00	12799.00	12799.00	100.00	0.00	13335.00	13335.00	100.00
25	TRIPURA	...	...	...	...	...	...	...	...	...	...	...	...
26	UTTARAKHAND	...	...	...	...	...	...	...	...	...	...	...	...
27	UTTAR PRADESH	...	...	...	...	...	...	...	...	...	...	...	...
28	WEST BENGAL	0.00	14489.00	14489.00	15.68	0.00	22948.00	22948.00	7.86	0.00	24604.00	24604.00	11.51
	TOTAL STATES	194761.00	545660.00	740421.00	28.53	246881.00	724335.00	971216.00	20.83	200009.00	787770.00	987779.00	18.97
29	A. & N. ISLANDS	...	...	...	...	...	...	...	...	...	...	...	...
30	CHANDIGARH	...	...	...	...	...	...	...	...	...	...	...	...
31	DADRA & NAGAR HAVELI	...	...	...	...	...	...	...	...	...	...	...	...
32	DAMAN & DIU	...	...	...	...	...	...	...	...	...	...	...	...
33	DELHI	0.00	1075.00	1075.00	0.12	0.00	1000.00	1000.00	0.09	0.00	1600.00	1600.00	0.14
34	LAKSHADWEEP	...	...	...	...	...	...	...	...	...	...	...	...
35	PUDUCHERRY	...	...	...	...	...	...	...	...	...	...	...	...
	TOTAL U. T.	0.00	1075.00	1075.00	0.11	0.00	1000.00	1000.00	0.09	0.00	1600.00	1600.00	0.14
	TOTAL (STATE & UTs)	194761.00	546735.00	741496.00	20.94	246881.00	725335.00	972216.00	16.91	200009.00	789370.00	989379.00	15.52

.. NICNET ..

## STATEMENT NO. ( 12 ): PLAN &amp; NON-PLAN BUDGETED EXPENDITURE ON ADULT EDUCATION (Sub-head wise)

ACCOUNT: REVENUE ACCOUNT  
PROGRAM: RURAL FUNCTIONAL LITERACY PROGRAMME

(RUPEES IN THOUSANDS)

SL. NO.	STATE/UNI ON TERRITORY	2011-12(ACTUALS)				2012-13(R. E.)				2013-14(B. E.)			
		PLAN	NON-PLAN	TOTAL	% AGE TO TOTAL EXP. ON ADL. EDN.	PLAN	NON-PLAN	TOTAL	% AGE TO TOTAL EXP. ON ADL. EDN.	PLAN	NON-PLAN	TOTAL	% AGE TO TOTAL EXP. ON ADL. EDN.
1	ANDHRA PRADESH	...	...	...	...	...	...	...	...	...	...	...	...
2	ARUNACHAL PRADESH	0.00	0.00	0.00	0.00	2500.00	0.00	2500.00	4.45	2500.00	0.00	2500.00	3.97
3	ASSAM	0.00	0.00	0.00	0.00	0.00	5159.00	5159.00	1.53	0.00	5211.00	5211.00	1.74
4	BIHAR	...	...	...	...	...	...	...	...	...	...	...	...
5	CHHATTI SGARH	...	...	...	...	...	...	...	...	...	...	...	...
6	GOA	...	...	...	...	...	...	...	...	...	...	...	...
7	GUJARAT	0.00	22393.00	22393.00	44.08	0.00	27490.00	27490.00	75.12	0.00	26500.00	26500.00	77.94
8	HARYANA	...	...	...	...	...	...	...	...	...	...	...	...
9	HIMACHAL PRADESH	12776.00	0.00	12776.00	65.25	9697.00	0.00	9697.00	100.00	6601.00	0.00	6601.00	100.00
10	JAMMU & KASHMIR	...	...	...	...	...	...	...	...	...	...	...	...
11	JHARKHAND	...	...	...	...	...	...	...	...	...	...	...	...
12	KARNATAKA	...	...	...	...	...	...	...	...	...	...	...	...
13	KERALA	80000.00	800.00	80800.00	90.99	120000.00	1.00	120001.00	86.21	160000.00	1.00	160001.00	84.21
14	MADHYA PRADESH	...	...	...	...	...	...	...	...	...	...	...	...
15	MAHARASHTRA	...	...	...	...	...	...	...	...	...	...	...	...
16	MANI PUR	...	...	...	...	...	...	...	...	...	...	...	...
17	MEGHALAYA	0.00	0.00	0.00	0.00	0.00	207.00	207.00	0.48	0.00	215.00	215.00	0.45
18	MIZORAM	0.00	3157.00	3157.00	10.40	100.00	3660.00	3760.00	10.53	100.00	4360.00	4460.00	10.01
19	NAGALAND	0.00	1792.00	1792.00	100.00	0.00	21.00	21.00	100.00	0.00	21.00	21.00	100.00
20	ODISHA	...	...	...	...	...	...	...	...	...	...	...	...
21	PUNJAB	...	...	...	...	...	...	...	...	...	...	...	...
22	RAJASTHAN	...	...	...	...	...	...	...	...	...	...	...	...
23	SIKKIM	...	...	...	...	...	...	...	...	...	...	...	...
24	TAMIL NADU	...	...	...	...	...	...	...	...	...	...	...	...
25	TRIPURA	...	...	...	...	...	...	...	...	...	...	...	...
26	UTTARAKHAND	...	...	...	...	...	...	...	...	...	...	...	...
27	UTTAR PRADESH	...	...	...	...	...	...	...	...	...	...	...	...
28	WEST BENGAL	...	...	...	...	...	...	...	...	...	...	...	...
TOTAL STATES		92776.00	28142.00	120918.00	4.66	132297.00	36538.00	168835.00	3.62	169201.00	36308.00	205509.00	3.95
29	A. & N. ISLANDS	...	...	...	...	...	...	...	...	...	...	...	...
30	CHANDIGARH	...	...	...	...	...	...	...	...	...	...	...	...
31	DADRA & NAGAR HAVELI	...	...	...	...	...	...	...	...	...	...	...	...
32	DAMAN & DIU	...	...	...	...	...	...	...	...	...	...	...	...
33	DELHI	...	...	...	...	...	...	...	...	...	...	...	...
34	LAKSHADWEEP	...	...	...	...	...	...	...	...	...	...	...	...
35	PUDUCHERRY	...	...	...	...	...	...	...	...	...	...	...	...
TOTAL U. T.		0.00	0.00	0.00	0.00	0.00	0.00	0.00	0.00	0.00	0.00	0.00	0.00
TOTAL (STATE & UTs)		92776.00	28142.00	120918.00	3.41	132297.00	36538.00	168835.00	2.94	169201.00	36308.00	205509.00	3.22

.. NI CNET ..

STATEMENT NO. ( 12 ): PLAN & NON-PLAN BUDGETED EXPENDITURE ON ADULT EDUCATION (Sub-head wise)

ACCOUNT: REVENUE ACCOUNT  
PROGRAM: STATE ADULT EDUCATION PROGRAMME

(RUPEES IN THOUSANDS)

SL. NO.	STATE/UNI ON TERRITORY	2011-12(ACTUALS)				2012-13(R. E.)				2013-14(B. E.)			
		PLAN	NON-PLAN	TOTAL	% AGE TO TOTAL EXP. ON ADL. EDN.	PLAN	NON-PLAN	TOTAL	% AGE TO TOTAL EXP. ON ADL. EDN.	PLAN	NON-PLAN	TOTAL	% AGE TO TOTAL EXP. ON ADL. EDN.
1	ANDHRA PRADESH	...	...	...	...	...	...	...	...	...	...	...	...
2	ARUNACHAL PRADESH	...	...	...	...	...	...	...	...	...	...	...	...
3	ASSAM	...	...	...	...	...	...	...	...	...	...	...	...
4	BIHAR	...	...	...	...	...	...	...	...	...	...	...	...
5	CHHATTI SGARH	...	...	...	...	...	...	...	...	...	...	...	...
6	GOA	...	...	...	...	...	...	...	...	...	...	...	...
7	GUJARAT	...	...	...	...	...	...	...	...	...	...	...	...
8	HARYANA	...	...	...	...	...	...	...	...	...	...	...	...
9	HIMACHAL PRADESH	...	...	...	...	...	...	...	...	...	...	...	...
10	JAMMU & KASHMIR	...	...	...	...	...	...	...	...	...	...	...	...
11	JHARKHAND	...	...	...	...	...	...	...	...	...	...	...	...
12	KARNATAKA	...	...	...	...	...	...	...	...	...	...	...	...
13	KERALA	...	...	...	...	...	...	...	...	...	...	...	...
14	MADHYA PRADESH	...	...	...	...	...	...	...	...	...	...	...	...
15	MAHARASHTRA	...	...	...	...	...	...	...	...	...	...	...	...
16	MANI PUR	...	...	...	...	...	...	...	...	...	...	...	...
17	MEGHALAYA	...	...	...	...	...	...	...	...	...	...	...	...
18	MIZORAM	...	...	...	...	...	...	...	...	...	...	...	...
19	NAGALAND	...	...	...	...	...	...	...	...	...	...	...	...
20	ODISHA	...	...	...	...	...	...	...	...	...	...	...	...
21	PUNJAB	...	...	...	...	...	...	...	...	...	...	...	...
22	RAJASTHAN	...	...	...	...	...	...	...	...	...	...	...	...
23	SIKKIM	...	...	...	...	...	...	...	...	...	...	...	...
24	TAMIL NADU	...	...	...	...	...	...	...	...	...	...	...	...
25	TRIPURA	...	...	...	...	...	...	...	...	...	...	...	...
26	UTTARAKHAND	...	...	...	...	...	...	...	...	...	...	...	...
27	UTTAR PRADESH	...	...	...	...	...	...	...	...	...	...	...	...
28	WEST BENGAL	...	...	...	...	...	...	...	...	...	...	...	...
	TOTAL STATES	0.00	0.00	0.00	0.00	0.00	0.00	0.00	0.00	0.00	0.00	0.00	0.00
29	A. & N. ISLANDS	...	...	...	...	...	...	...	...	...	...	...	...
30	CHANDIGARH	...	...	...	...	...	...	...	...	...	...	...	...
31	DADRA & NAGAR HAVELI	...	...	...	...	...	...	...	...	...	...	...	...
32	DAMAN & DIU	...	...	...	...	...	...	...	...	...	...	...	...
33	DELHI	...	...	...	...	...	...	...	...	...	...	...	...
34	LAKSHADWEEP	...	...	...	...	...	...	...	...	...	...	...	...
35	PUDUCHERRY	...	...	...	...	...	...	...	...	...	...	...	...
	TOTAL U. T.	0.00	0.00	0.00	0.00	0.00	0.00	0.00	0.00	0.00	0.00	0.00	0.00
	TOTAL (STATE & UTs)	...	...	0.00	0.00	...	...	0.00	0.00	...	...	0.00	0.00

.. NICNET ..

## STATEMENT NO. ( 12 ): PLAN &amp; NON-PLAN BUDGETED EXPENDITURE ON ADULT EDUCATION (Sub-head wise)

ACCOUNT: REVENUE ACCOUNT  
PROGRAM: OTHER ADULT EDUCATION PROGRAMME

(RUPEES IN THOUSANDS)

SL. NO.	STATE/UNI ON TERRITORY	2011-12(ACTUALS)				2012-13(R. E.)				2013-14(B. E.)			
		PLAN	NON-PLAN	TOTAL	% AGE TO TOTAL EXP. ON ADL. EDN.	PLAN	NON-PLAN	TOTAL	% AGE TO TOTAL EXP. ON ADL. EDN.	PLAN	NON-PLAN	TOTAL	% AGE TO TOTAL EXP. ON ADL. EDN.
1	ANDHRA PRADESH	497423.00	0.00	497423.00	72.36	10000.00	0.00	10000.00	3.60	200000.00	0.00	200000.00	39.95
2	ARUNACHAL PRADESH	..	..	..	..	..	..	..	..	..	..	..	..
3	ASSAM	1200.00	0.00	1200.00	0.53	6550.00	300.00	6850.00	2.04	6550.00	303.00	6853.00	2.29
4	BIHAR	22698.00	46875.00	69573.00	82.86	1972594.00	51943.00	2024537.00	99.22	1110000.00	103808.00	1213808.00	54.35
5	CHHATTI SGARH	1000.00	0.00	1000.00	100.00	171500.00	0.00	171500.00	100.00	66300.00	0.00	66300.00	100.00
6	GOA	250.00	15025.00	15275.00	99.10	8001.00	17451.00	25452.00	99.21	8001.00	15416.00	23417.00	99.14
7	GUJARAT	18000.00	0.00	18000.00	35.43	7003.00	0.00	7003.00	19.14	5503.00	0.00	5503.00	16.19
8	HARYANA	17038.00	6621.00	23659.00	100.00	9252.00	8800.00	18052.00	100.00	104790.00	9600.00	114390.00	100.00
9	HIMACHAL PRADESH	638.00	6167.00	6805.00	34.75	0.00	0.00	0.00	0.00	0.00	0.00	0.00	0.00
10	JAMMU & KASHMIR	..	..	..	..	..	..	..	..	..	..	..	..
11	JHARKHAND	..	..	..	..	..	..	..	..	..	..	..	..
12	KARNATAKA	5000.00	23951.00	28951.00	16.23	5000.00	22433.00	27433.00	12.69	5000.00	23330.00	28330.00	17.92
13	KERALA	..	..	..	..	..	..	..	..	..	..	..	..
14	MADHYA PRADESH	..	..	..	..	..	..	..	..	..	..	..	..
15	MAHARASHTRA	0.00	31339.00	31339.00	16.14	0.00	35177.00	35177.00	17.14	0.00	37152.00	37152.00	16.84
16	MANI PUR	..	..	..	..	..	..	..	..	..	..	..	..
17	MEGHALAYA	1152.00	38900.00	40052.00	92.81	1864.00	32520.00	34384.00	80.15	4914.00	37521.00	42435.00	87.90
18	MIZORAM	0.00	0.00	0.00	0.00	0.00	120.00	120.00	0.34	0.00	120.00	120.00	0.27
19	NAGALAND	..	..	..	..	..	..	..	..	..	..	..	..
20	ODISHA	22277.00	0.00	22277.00	40.52	12800.00	0.00	12800.00	12.67	28207.00	0.00	28207.00	26.36
21	PUNJAB	0.00	6671.00	6671.00	100.00	0.00	9000.00	9000.00	100.00	0.00	9000.00	9000.00	100.00
22	RAJASTHAN	322654.00	61975.00	384629.00	98.15	67733.00	72504.00	140237.00	79.04	148146.00	81517.00	229663.00	74.87
23	SIKKIM	0.00	0.00	0.00	0.00	250.00	0.00	250.00	100.00	1000.00	0.00	1000.00	100.00
24	TAMIL NADU	..	..	..	..	..	..	..	..	..	..	..	..
25	TRIPURA	10090.00	296511.00	306601.00	100.00	26390.00	354279.00	380669.00	100.00	10200.00	476771.00	486971.00	100.00
26	UTTARAKHAND	..	..	..	..	..	..	..	..	..	..	..	..
27	UTTAR PRADESH	..	..	..	..	..	..	..	..	..	..	..	..
28	WEST BENGAL	0.00	18067.00	18067.00	19.56	0.00	30368.00	30368.00	10.40	0.00	32647.00	32647.00	15.27
	TOTAL STATES	919420.00	552102.00	1471522.00	56.70	2298937.00	634895.00	2933832.00	62.91	1698611.00	827185.00	2525796.00	48.50
29	A. & N. ISLANDS	0.00	8866.00	8866.00	90.78	0.00	9787.00	9787.00	90.13	0.00	10231.00	10231.00	89.33
30	CHANDIGARH	..	..	..	..	..	..	..	..	..	..	..	..
31	DADRA & NAGAR HAVELI	0.00	861.00	861.00	100.00	0.00	1100.00	1100.00	100.00	0.00	1000.00	1000.00	100.00
32	DAMAN & DIU	50.00	999.00	1049.00	100.00	100.00	1200.00	1300.00	100.00	100.00	1200.00	1300.00	100.00
33	DELHI	0.00	443.00	443.00	0.05	0.00	645.00	645.00	0.06	0.00	650.00	650.00	0.06
34	LAKSHADWEEP	..	..	..	..	..	..	..	..	..	..	..	..
35	PUDUCHERRY	2539.00	5060.00	7599.00	100.00	0.00	4350.00	4350.00	100.00	2.00	4812.00	4814.00	100.00
	TOTAL U. T.	2589.00	16229.00	18818.00	1.99	100.00	17082.00	17182.00	1.58	102.00	17893.00	17995.00	1.54
	TOTAL (STATE & UTs)	922009.00	568331.00	1490340.00	42.08	2299037.00	651977.00	2951014.00	51.33	1698713.00	845078.00	2543791.00	39.91

.. NI CNET ..

## STATEMENT NO. ( 12 ): PLAN &amp; NON-PLAN BUDGETED EXPENDITURE ON ADULT EDUCATION (Sub-head wise)

ACCOUNT: REVENUE ACCOUNT  
PROGRAM: OTHER EXPENDITURE

(RUPEES IN THOUSANDS)

SL. NO.	STATE/UNI ON TERRITORY	2011-12(ACTUALS)				2012-13(R. E.)				2013-14(B. E.)			
		PLAN	NON-PLAN	TOTAL	% AGE TO TOTAL EXP. ON ADL. EDN.	PLAN	NON-PLAN	TOTAL	% AGE TO TOTAL EXP. ON ADL. EDN.	PLAN	NON-PLAN	TOTAL	% AGE TO TOTAL EXP. ON ADL. EDN.
1	ANDHRA PRADESH	...	...	...	...	...	...	...	...	...	...	...	...
2	ARUNACHAL PRADESH	...	...	...	...	...	...	...	...	...	...	...	...
3	ASSAM	4519.00	0.00	4519.00	2.01	63000.00	0.00	63000.00	18.73	13000.00	0.00	13000.00	4.34
4	BIHAR	0.00	0.00	0.00	0.00	0.00	0.00	0.00	0.00	1000000.00	0.00	1000000.00	44.78
5	CHHATTI SGARH	...	...	...	...	...	...	...	...	...	...	...	...
6	GOA	139.00	0.00	139.00	0.90	203.00	0.00	203.00	0.79	202.00	0.00	202.00	0.86
7	GUJARAT	9500.00	0.00	9500.00	18.70	1001.00	0.00	1001.00	2.74	997.00	0.00	997.00	2.93
8	HARYANA	...	...	...	...	...	...	...	...	...	...	...	...
9	HIMACHAL PRADESH	...	...	...	...	...	...	...	...	...	...	...	...
10	JAMMU & KASHMIR	...	...	...	...	...	...	...	...	...	...	...	...
11	JHARKHAND	...	...	...	...	...	...	...	...	...	...	...	...
12	KARNATAKA	...	...	...	...	...	...	...	...	...	...	...	...
13	KERALA	...	...	...	...	...	...	...	...	...	...	...	...
14	MADHYA PRADESH	1070.00	0.00	1070.00	100.00	8003.00	0.00	8003.00	100.00	0.00	0.00	0.00	0.00
15	MAHARASHTRA	0.00	162888.00	162888.00	83.86	0.00	170061.00	170061.00	82.86	0.00	183503.00	183503.00	83.16
16	MANI PUR	...	...	...	...	...	...	...	...	...	...	...	...
17	MEGHALAYA	0.00	0.00	0.00	0.00	3000.00	0.00	3000.00	6.99	0.00	0.00	0.00	0.00
18	MIZORAM	...	...	...	...	...	...	...	...	...	...	...	...
19	NAGALAND	...	...	...	...	...	...	...	...	...	...	...	...
20	ODISHA	17087.00	0.00	17087.00	31.08	68750.00	0.00	68750.00	68.07	58019.00	0.00	58019.00	54.22
21	PUNJAB	...	...	...	...	...	...	...	...	...	...	...	...
22	RAJASTHAN	2204.00	5061.00	7265.00	1.85	30995.00	6196.00	37191.00	20.96	70055.00	7021.00	77076.00	25.13
23	SIKKIM	...	...	...	...	...	...	...	...	...	...	...	...
24	TAMIL NADU	...	...	...	...	...	...	...	...	...	...	...	...
25	TRIPURA	...	...	...	...	...	...	...	...	...	...	...	...
26	UTTARAKHAND	...	...	...	...	...	...	...	...	...	...	...	...
27	UTTAR PRADESH	...	...	...	...	...	...	...	...	...	...	...	...
28	WEST BENGAL	56521.00	3310.00	59831.00	64.76	233660.00	4913.00	238573.00	81.73	151200.00	5279.00	156479.00	73.21
	TOTAL STATES	91040.00	171259.00	262299.00	10.11	408612.00	181170.00	589782.00	12.65	1293473.00	195803.00	1489276.00	28.59
29	A. & N. ISLANDS	0.00	901.00	901.00	9.22	0.00	1072.00	1072.00	9.87	0.00	1222.00	1222.00	10.67
30	CHANDIGARH	4000.00	5469.00	9469.00	100.00	4100.00	8300.00	12400.00	100.00	4100.00	8884.00	12984.00	100.00
31	DADRA & NAGAR HAVELI	...	...	...	...	...	...	...	...	...	...	...	...
32	DAMAN & DIU	...	...	...	...	...	...	...	...	...	...	...	...
33	DELHI	56077.00	859842.00	915919.00	99.83	107000.00	947000.00	1054000.00	99.84	80000.00	1052000.00	1132000.00	99.80
34	LAKSHADWEEP	...	...	...	...	...	...	...	...	...	...	...	...
35	PUDUCHERRY	...	...	...	...	...	...	...	...	...	...	...	...
	TOTAL U. T.	60077.00	866212.00	926289.00	97.90	111100.00	956372.00	1067472.00	98.33	84100.00	1062106.00	1146206.00	98.32
	TOTAL (STATE & UTs)	151117.00	1037471.00	1188588.00	33.56	519712.00	1137542.00	1657254.00	28.83	1377573.00	1257909.00	2635482.00	41.35

.. NI CNET ..

## STATEMENT NO. ( 13 ): PLAN &amp; NON-PLAN BUDGETED EXPENDITURE ON UNIVERSITY/DL/SCHOLARSHIP

ACCOUNT: REVENUE ACCOUNT  
PROGRAM: TOTAL EXPENDITURE

(RUPEES IN THOUSANDS)

SL. NO.	STATE/UNI ON TERRITORY	2011-12(ACTUALS)				2012-13(R. E.)				2013-14(B. E.)			
		PLAN	NON-PLAN	TOTAL	% AGE TO TOTAL EXP. ON EDUCATION	PLAN	NON-PLAN	TOTAL	% AGE TO TOTAL EXP. ON EDUCATION	PLAN	NON-PLAN	TOTAL	% AGE TO TOTAL EXP. ON EDUCATION
1	ANDHRA PRADESH	5470867.00	13536669.00	19007536.00	13.37	769956.00	25311608.00	26081564.00	15.56	639443.00	25803382.00	26442825.00	13.66
2	ARUNACHAL PRADESH	45841.00	248706.00	294547.00	6.22	167301.00	272339.00	439640.00	6.55	165328.00	284838.00	450166.00	7.37
3	ASSAM	1236299.00	7715662.00	8951961.00	14.70	2088099.00	12832641.00	14920740.00	17.44	549345.00	13279097.00	13828442.00	15.08
4	BIHAR	1157253.00	16675683.00	17832936.00	18.10	1355001.00	24671408.00	26026409.00	18.14	2141001.00	31793944.00	33934945.00	20.74
5	CHHATTI SGARH	1242453.00	1843018.00	3085471.00	7.45	1640360.00	2368460.00	4008820.00	7.17	2350790.00	3457960.00	5808750.00	7.90
6	GOA	282977.00	936991.00	1219968.00	15.15	386107.00	1023625.00	1409732.00	14.99	452000.00	1141600.00	1593600.00	14.90
7	GUJARAT	995797.00	8968917.00	9964714.00	8.67	946308.00	10463466.00	11409774.00	8.76	1499300.00	8742567.00	10241867.00	7.35
8	HARYANA	1541492.00	6263973.00	7805465.00	12.60	2007816.00	6480810.00	8488626.00	11.11	2766185.00	6790152.00	9556337.00	9.34
9	HIMACHAL PRADESH	498328.00	1526323.00	2024651.00	7.61	848905.00	1643052.00	2491957.00	7.87	599706.00	1807625.00	2407331.00	6.85
10	JAMMU & KASHMIR	0.00	2874552.00	2874552.00	11.55	484851.00	3553333.00	4038184.00	13.79	540000.00	3797118.00	4337118.00	13.30
11	JHARKHAND	627387.00	3763650.00	4391037.00	11.92	1300000.00	5230699.00	6530699.00	13.06	1330000.00	5299785.00	6629785.00	12.46
12	KARNATAKA	3062610.00	12976114.00	16038724.00	13.49	3787091.00	15193783.00	18980874.00	12.23	4751421.00	19148475.00	23899896.00	13.17
13	KERALA	1014782.00	11844510.00	12859292.00	14.14	1855008.00	13974981.00	15829989.00	16.41	2377700.00	16828196.00	19205896.00	16.89
14	MADHYA PRADESH	395468.00	6914476.00	7309944.00	7.69	753955.00	9243371.00	9997326.00	8.18	710500.00	10389817.00	11100317.00	8.21
15	MAHARASHTRA	382024.00	26264602.00	26646626.00	9.66	528138.00	37372225.00	37900363.00	11.81	420352.00	41794295.00	42214647.00	11.81
16	MANI PUR	105400.00	1211952.00	1317352.00	22.32	121020.00	1292337.00	1413357.00	19.64	125220.00	1354606.00	1479826.00	19.07
17	MEGHALAYA	117714.00	754579.00	872293.00	9.65	182500.00	656219.00	838719.00	11.31	121000.00	981202.00	1102202.00	13.13
18	MIZORAM	396196.00	353981.00	750177.00	13.39	556375.00	481485.00	1037860.00	15.08	552445.00	410430.00	962875.00	14.01
19	NAGALAND	64024.00	459545.00	523569.00	7.33	101815.00	590216.00	692031.00	5.71	35000.00	643973.00	678973.00	5.48
20	ODISHA	2236723.00	9195367.00	11432090.00	16.44	2187530.00	9966288.00	12153818.00	15.06	3684211.00	10196752.00	13880963.00	15.63
21	PUNJAB	0.00	3863018.00	3863018.00	7.56	406950.00	9595929.00	10002879.00	13.68	314663.00	4997528.00	5312191.00	7.92
22	RAJASTHAN	241241.00	6195425.00	6436666.00	5.67	665382.00	8679099.00	9344481.00	6.88	987761.00	7819010.00	8806771.00	5.57
23	SIKKIM	97564.00	47468.00	145032.00	5.45	112680.00	49940.00	162620.00	5.18	116674.00	57289.00	173963.00	5.11
24	TAMIL NADU	345715.00	14732346.00	15078061.00	10.31	135029.00	14958193.00	15093222.00	9.06	1076362.00	17023159.00	18099521.00	9.45
25	TRIPURA	32919.00	437660.00	470579.00	3.99	13200.00	652764.00	665964.00	4.86	22273.00	753445.00	775718.00	4.77
26	UTTARAKHAND	348626.00	1241849.00	1590475.00	4.82	433485.00	1584380.00	2017865.00	5.24	479512.00	1568189.00	2047701.00	4.63
27	UTTAR PRADESH	367339.00	13250236.00	13617575.00	5.61	148412.00	14648946.00	14797358.00	5.03	254292.00	25027760.00	25282052.00	7.74
28	WEST BENGAL	800033.00	17578959.00	18378992.00	12.24	1256590.00	20359841.00	21616431.00	12.54	1421810.00	19462657.00	20884467.00	11.22
TOTAL STATES		23107072.00	191676231.00	214783303.00	10.47	25239864.00	253151438.00	278391302.00	11.17	30484294.00	280654851.00	311139145.00	11.08
29	A. & N. ISLANDS	93639.00	96405.00	190044.00	5.93	112619.00	101617.00	214236.00	5.63	127302.00	112747.00	240049.00	6.07
30	CHANDIGARH	20142.00	943720.00	963862.00	27.50	28200.00	1138655.00	1166855.00	28.45	36400.00	1211141.00	1247541.00	26.99
31	DADRA & NAGAR HAVELI	0.00	0.00	0.00	0.00	150000.00	0.00	150000.00	14.46	40000.00	0.00	40000.00	3.79
32	DAMAN & DIU	4100.00	23575.00	27675.00	5.33	10000.00	32700.00	42700.00	6.87	16000.00	34700.00	50700.00	7.06
33	DELHI	469328.00	920000.00	1389328.00	4.04	395900.00	1150000.00	1545900.00	3.76	417000.00	1250000.00	1667000.00	3.50
34	LAKSHADWEEP	74135.00	47776.00	121911.00	13.25	0.00	0.00	0.00	0.00	0.00	0.00	0.00	0.00
35	PUDUCHERRY	351217.00	434710.00	785927.00	17.49	308339.00	452181.00	760520.00	15.43	767286.00	534542.00	1301828.00	22.24
TOTAL U. T.		1012561.00	2466186.00	3478747.00	7.28	1005058.00	2875153.00	3880211.00	6.86	1403988.00	3143130.00	4547118.00	7.01
TOTAL (STATE & UTs)		24119633.00	194142417.00	218262050.00	10.40	26244922.00	256026591.00	282271513.00	11.07	31888282.00	283797981.00	315686263.00	10.99
CENTRE TOTAL		67285358.00	44757919.00	112043277.00	18.59	72542600.00	49216000.00	121758600.00	18.22	84797500.00	74121400.00	158918900.00	20.19
GRAND TOTAL		91404991.00	238900336.00	330305327.00	12.23	98787522.00	305242591.00	404030113.00	12.56	116685782.00	357919381.00	474605163.00	12.97

... NICNET ...

## STATEMENT NO. ( 14 ): PLAN &amp; NON-PLAN BUDGETED EXPENDITURE ON UNIVERSITY/DL/SCHOLARSHIPS (Sub-head wise)

ACCOUNT: REVENUE ACCOUNT  
PROGRAM: DIRECTOR & ADMINISTRATION

(RUPEES IN THOUSANDS)

SL. NO.	STATE/UNI ON TERRITORY	2011-12(ACTUALS)				2012-13(R. E.)				2013-14(B. E.)			
		PLAN	NON-PLAN	TOTAL	% AGE TO TOTAL EXP. ON UNV. EDN.	PLAN	NON-PLAN	TOTAL	% AGE TO TOTAL EXP. ON UNV. EDN.	PLAN	NON-PLAN	TOTAL	% AGE TO TOTAL EXP. ON UNV. EDN.
1	ANDHRA PRADESH	6523.00	147456.00	153979.00	0.81	15794.00	605274.00	621068.00	2.38	14619.00	309878.00	324497.00	1.23
2	ARUNACHAL PRADESH	7180.00	22428.00	29608.00	10.05	6354.00	20275.00	26629.00	6.06	6800.00	20551.00	27351.00	6.08
3	ASSAM	14284.00	43490.00	57774.00	0.65	17600.00	76564.00	94164.00	0.63	11545.00	62532.00	74077.00	0.54
4	BIHAR	0.00	15534.00	15534.00	0.09	0.00	20877.00	20877.00	0.08	0.00	24106.00	24106.00	0.07
5	CHHATTISGARH	31967.00	25011.00	56978.00	1.85	57380.00	30040.00	87420.00	2.18	59940.00	40540.00	100480.00	1.73
6	GOA	13384.00	0.00	13384.00	1.10	36494.00	0.00	36494.00	2.59	50500.00	0.00	50500.00	3.17
7	GUJARAT	0.00	9616.00	9616.00	0.10	0.00	12047.00	12047.00	0.11	100.00	10050.00	10150.00	0.10
8	HARYANA	64508.00	328303.00	392811.00	5.03	121451.00	360810.00	482261.00	5.68	253627.00	398052.00	651679.00	6.82
9	HIMACHAL PRADESH	...	...	...	...	...	...	...	...	...	...	...	...
10	JAMMU & KASHMIR	...	...	...	...	...	...	...	...	...	...	...	...
11	JHARKHAND	0.00	7391.00	7391.00	0.17	0.00	10699.00	10699.00	0.16	0.00	10948.00	10948.00	0.17
12	KARNATAKA	10397.00	89842.00	100239.00	0.62	24150.00	89493.00	113643.00	0.60	24150.00	134850.00	159000.00	0.67
13	KERALA	5739.00	121097.00	126836.00	0.99	6900.00	125431.00	132331.00	0.84	9000.00	235740.00	244740.00	1.27
14	MADHYA PRADESH	7795.00	102501.00	110296.00	1.51	15000.00	149002.00	164002.00	1.64	18997.00	166115.00	185112.00	1.67
15	MAHARASHTRA	...	...	...	...	...	...	...	...	...	...	...	...
16	MANI PUR	7142.00	19793.00	26935.00	2.04	4600.00	23824.00	28424.00	2.01	4600.00	22907.00	27507.00	1.86
17	MEGHALAYA	3192.00	13197.00	16389.00	1.88	434.00	10001.00	10435.00	1.24	460.00	14305.00	14765.00	1.34
18	MIZORAM	8607.00	21645.00	30252.00	4.03	6423.00	38040.00	44463.00	4.28	6423.00	25990.00	32413.00	3.37
19	NAGALAND	24854.00	36796.00	61650.00	11.77	34539.00	49045.00	83584.00	12.08	9800.00	56446.00	66246.00	9.76
20	ODISHA	37136.00	48049.00	85185.00	0.75	0.00	113618.00	113618.00	0.93	0.00	98621.00	98621.00	0.71
21	PUNJAB	0.00	1195.00	1195.00	0.03	0.00	1015.00	1015.00	0.01	0.00	1055.00	1055.00	0.02
22	RAJASTHAN	7256.00	74393.00	81649.00	1.27	1500.00	102483.00	103983.00	1.11	6110.00	103229.00	109339.00	1.24
23	SIKKIM	...	...	...	...	...	...	...	...	...	...	...	...
24	TAMIL NADU	1388.00	98330.00	99718.00	0.66	721.00	107765.00	108486.00	0.72	3.00	124982.00	124985.00	0.69
25	TRIPURA	0.00	21759.00	21759.00	4.62	0.00	51957.00	51957.00	7.80	1000.00	59085.00	60085.00	7.75
26	UTTARAKHAND	146.00	25667.00	25813.00	1.62	0.00	36720.00	36720.00	1.82	0.00	34360.00	34360.00	1.68
27	UTTAR PRADESH	0.00	75400.00	75400.00	0.55	0.00	88512.00	88512.00	0.60	0.00	96766.00	96766.00	0.38
28	WEST BENGAL	0.00	101224.00	101224.00	0.55	0.00	145810.00	145810.00	0.67	0.00	151028.00	151028.00	0.72
	TOTAL STATES	251498.00	1450117.00	1701615.00	0.79	349340.00	2269302.00	2618642.00	0.94	477674.00	2202136.00	2679810.00	0.86
29	A. & N. ISLANDS	...	...	...	...	...	...	...	...	...	...	...	...
30	CHANDIGARH	...	...	...	...	...	...	...	...	...	...	...	...
31	DADRA & NAGAR HAVELI	...	...	...	...	...	...	...	...	...	...	...	...
32	DAMAN & DIU	...	...	...	...	...	...	...	...	...	...	...	...
33	DELHI	36565.00	0.00	36565.00	2.63	41200.00	0.00	41200.00	2.67	48000.00	0.00	48000.00	2.88
34	LAKSHADWEEP	...	...	...	...	...	...	...	...	...	...	...	...
35	PUDUCHERRY	...	...	...	...	...	...	...	...	...	...	...	...
	TOTAL U. T.	36565.00	0.00	36565.00	1.05	41200.00	0.00	41200.00	1.06	48000.00	0.00	48000.00	1.06
	TOTAL (STATE & UTs)	288063.00	1450117.00	1738180.00	0.80	390540.00	2269302.00	2659842.00	0.94	525674.00	2202136.00	2727810.00	0.86

... NI CNET ...



## STATEMENT NO. ( 14 ): PLAN &amp; NON-PLAN BUDGETED EXPENDITURE ON UNIVERSITIY/DL/SCHOLARSHIPS (Sub-head wise)

ACCOUNT: REVENUE ACCOUNT  
PROGRAM: ASSISTANCE TO UNIVERSITIES

(RUPEES IN THOUSANDS)

SL. NO.	STATE/UNI ON TERRITORY	2011-12(ACTUALS)				2012-13(R. E.)				2013-14(B. E.)			
		PLAN	NON-PLAN	TOTAL	% AGE TO TOTAL EXP. ON UNV. EDN.	PLAN	NON-PLAN	TOTAL	% AGE TO TOTAL EXP. ON UNV. EDN.	PLAN	NON-PLAN	TOTAL	% AGE TO TOTAL EXP. ON UNV. EDN.
1	ANDHRA PRADESH	49123.00	9722.00	58845.00	0.31	64442.00	7209126.00	7273568.00	27.89	64442.00	6650955.00	6715397.00	25.40
2	ARUNACHAL PRADESH	..	..	..	..	..	..	..	..	..	..	..	..
3	ASSAM	305000.00	1130898.00	1435898.00	16.04	517000.00	1234000.00	1751000.00	11.74	162000.00	1366088.00	1528088.00	11.05
4	BIHAR	682000.00	16301915.00	16983915.00	95.24	780000.00	24259319.00	25039319.00	96.21	1840001.00	30198518.00	32038519.00	94.41
5	CHHATTI SGARH	495567.00	120000.00	615567.00	19.95	471000.00	150000.00	621000.00	15.49	627500.00	180000.00	807500.00	13.90
6	GOA	65000.00	194108.00	259108.00	21.24	80000.00	195725.00	275725.00	19.56	80000.00	215225.00	295225.00	18.53
7	GUJARAT	822028.00	2206265.00	3028293.00	30.39	691927.00	2230000.00	2921927.00	25.61	1057593.00	2308221.00	3365814.00	32.86
8	HARYANA	703752.00	520000.00	1223752.00	15.68	772000.00	393000.00	1165000.00	13.72	1160000.00	600000.00	1760000.00	18.42
9	HIMACHAL PRADESH	330000.00	0.00	330000.00	16.30	623600.00	0.00	623600.00	25.02	489400.00	0.00	489400.00	20.33
10	JAMMU & KASHMIR	0.00	1340500.00	1340500.00	46.63	29200.00	1732500.00	1761700.00	43.63	40000.00	1834000.00	1874000.00	43.21
11	JHARKHAND	183310.00	3756259.00	3939569.00	89.72	470000.00	5220000.00	5690000.00	87.13	491000.00	5288837.00	5779837.00	87.18
12	KARNATAKA	538555.00	2635474.00	3174029.00	19.79	685100.00	2702600.00	3387700.00	17.85	825085.00	3765317.00	4590402.00	19.21
13	KERALA	535429.00	2173743.00	2709172.00	21.07	1030002.00	2862902.00	3892904.00	24.59	1105000.00	3597689.00	4702689.00	24.49
14	MADHYA PRADESH	73058.00	419027.00	492085.00	6.73	151703.00	434000.00	585703.00	5.86	80504.00	419707.00	500211.00	4.51
15	MAHARASHTRA	196756.00	2351000.00	2547756.00	9.56	277200.00	3064624.00	3341824.00	8.82	226200.00	3407046.00	3633246.00	8.61
16	MANI PUR	..	..	..	..	..	..	..	..	..	..	..	..
17	MEGHALAYA	642.00	0.00	642.00	0.07	300.00	17.00	317.00	0.04	300.00	20.00	320.00	0.03
18	MIZORAM	..	..	..	..	..	..	..	..	..	..	..	..
19	NAGALAND	..	..	..	..	..	..	..	..	..	..	..	..
20	ODISHA	530000.00	1511062.00	2041062.00	17.85	396597.00	1594764.00	1991361.00	16.38	491204.00	1654430.00	2145634.00	15.46
21	PUNJAB	0.00	1113849.00	1113849.00	28.83	284938.00	1704249.00	1989187.00	19.89	282663.00	1051349.00	1334012.00	25.11
22	RAJASTHAN	62713.00	1415950.00	1478663.00	22.97	132786.00	2015011.00	2147797.00	22.98	224965.00	1612011.00	1836976.00	20.86
23	SIKKIM	..	..	..	..	..	..	..	..	..	..	..	..
24	TAMIL NADU	106088.00	1136773.00	1242861.00	8.24	101101.00	1689007.00	1790108.00	11.86	1074261.00	1677977.00	2752238.00	15.21
25	TRIPURA	..	..	..	..	..	..	..	..	..	..	..	..
26	UTTARAKHAND	136611.00	217971.00	354582.00	22.29	132554.00	361001.00	493555.00	24.46	179484.00	337000.00	516484.00	25.22
27	UTTAR PRADESH	239057.00	999684.00	1238741.00	9.10	113515.00	1195503.00	1309018.00	8.85	69517.00	1197674.00	1267191.00	5.01
28	WEST BENGAL	421735.00	7004191.00	7425926.00	40.40	501730.00	7310702.00	7812432.00	36.14	919000.00	7546985.00	8465985.00	40.54
	TOTAL STATES	6476424.00	46558391.00	53034815.00	24.69	8306695.00	67558050.00	75864745.00	27.25	11490119.00	74909049.00	86399168.00	27.77
29	A. & N. ISLANDS	..	..	..	..	..	..	..	..	..	..	..	..
30	CHANDIGARH	0.00	0.00	0.00	0.00	0.00	1000.00	1000.00	0.09	0.00	1000.00	1000.00	0.08
31	DADRA & NAGAR HAVELI	..	..	..	..	..	..	..	..	..	..	..	..
32	DAMAN & DIU	..	..	..	..	..	..	..	..	..	..	..	..
33	DELHI	130000.00	0.00	130000.00	9.36	50000.00	0.00	50000.00	3.23	50000.00	0.00	50000.00	3.00
34	LAKSHADWEEP	..	..	..	..	..	..	..	..	..	..	..	..
35	PUDUCHERRY	0.00	0.00	0.00	0.00	0.00	0.00	0.00	0.00	240.00	0.00	240.00	0.02
	TOTAL U. T.	130000.00	0.00	130000.00	3.74	50000.00	1000.00	51000.00	1.31	50240.00	1000.00	51240.00	1.13
	TOTAL (STATE & UTs)	6606424.00	46558391.00	53164815.00	24.36	8356695.00	67559050.00	75915745.00	26.89	11540359.00	74910049.00	86450408.00	27.38

.. NICNET ..

## STATEMENT NO. ( 14 ): PLAN &amp; NON-PLAN BUDGETED EXPENDITURE ON UNIVERSITY/DL/SCHOLARSHIPS (Sub-head wise)

ACCOUNT: REVENUE ACCOUNT  
PROGRAM: GOVERNMENT COLLEGES

(RUPEES IN THOUSANDS)

SL. NO.	STATE/UNI ON TERRITORY	2011-12(ACTUALS)				2012-13(R. E.)				2013-14(B. E.)			
		PLAN	NON-PLAN	TOTAL	% AGE TO TOTAL EXP. ON UNV. EDN.	PLAN	NON-PLAN	TOTAL	% AGE TO TOTAL EXP. ON UNV. EDN.	PLAN	NON-PLAN	TOTAL	% AGE TO TOTAL EXP. ON UNV. EDN.
1	ANDHRA PRADESH	4480868.00	7174612.00	11655480.00	61.32	493999.00	9242526.00	9736525.00	37.33	447057.00	10601350.00	11048407.00	41.78
2	ARUNACHAL PRADESH	25343.00	226278.00	251621.00	85.43	50475.00	252064.00	302539.00	68.82	53290.00	264287.00	317577.00	70.55
3	ASSAM	414491.00	6384004.00	6798495.00	75.94	786000.00	10820192.00	11606192.00	77.79	68840.00	1181958.00	11250798.00	81.36
4	BIHAR	0.00	345679.00	345679.00	1.94	20000.00	382501.00	402501.00	1.55	50000.00	462496.00	512496.00	1.51
5	CHHATTI SGARH	636280.00	1417796.00	2054076.00	66.57	1008120.00	1837720.00	2845840.00	70.99	1401350.00	2884720.00	4286070.00	73.79
6	GOA	135022.00	80498.00	215520.00	17.67	165000.00	88000.00	253000.00	17.95	157000.00	113200.00	270200.00	16.96
7	GUJARAT	80772.00	340730.00	421502.00	4.23	155559.00	386402.00	541961.00	4.75	264924.00	424369.00	689293.00	6.73
8	HARYANA	342381.00	2127306.00	2469687.00	31.64	480715.00	2243600.00	2724315.00	32.09	734458.00	2386100.00	3120558.00	32.65
9	HIMACHAL PRADESH	79228.00	1451921.00	1531149.00	75.63	5.00	1633052.00	1633057.00	65.53	6.00	1807625.00	1807631.00	75.09
10	JAMMU & KASHMIR	0.00	1533752.00	1533752.00	53.36	455651.00	1820513.00	2276164.00	56.37	500000.00	1962798.00	2462798.00	56.78
11	JHARKHAND												
12	KARNATAKA	2094652.00	2778184.00	4872836.00	30.38	2364091.00	4253749.00	6617840.00	34.87	3330900.00	5474033.00	8804933.00	36.84
13	KERALA	12101.00	1867055.00	1879156.00	14.61	216800.00	2318084.00	2534884.00	16.01	310500.00	2594146.00	2904646.00	15.12
14	MADHYA PRADESH	288824.00	5961182.00	6250006.00	85.50	481377.00	8017794.00	8499171.00	85.01	517999.00	9206117.00	9724116.00	87.60
15	MAHARASHTRA	92754.00	633892.00	726646.00	2.73	125328.00	793779.00	919107.00	2.43	96052.00	850129.00	946181.00	2.24
16	MANI PUR	62333.00	1135065.00	1197398.00	90.89	74120.00	1208075.00	1282195.00	90.72	77820.00	1268369.00	1346189.00	90.97
17	MEGHALAYA	63085.00	103894.00	166979.00	19.14	38906.00	155720.00	194626.00	23.21	39806.00	189284.00	229090.00	20.78
18	MIZORAM	358549.00	327336.00	685885.00	91.43	491472.00	437745.00	929217.00	89.53	479522.00	378190.00	857712.00	89.08
19	NAGALAND	19170.00	374167.00	393337.00	75.13	25976.00	481588.00	507564.00	73.34	10200.00	522564.00	532764.00	78.47
20	ODISHA	24948.00	1969496.00	1994444.00	17.45	145002.00	2442780.00	2587782.00	21.29	280002.00	2571147.00	2851149.00	20.54
21	PUNJAB	0.00	1240809.00	1240809.00	32.12	14150.00	2791515.00	2805665.00	28.05	32000.00	1600025.00	1632025.00	30.72
22	RAJASTHAN	51722.00	4347416.00	4399138.00	68.34	99604.00	6001888.00	6101492.00	65.30	98990.00	5747119.00	5846109.00	66.38
23	SIKKIM	97564.00	47468.00	145032.00	100.00	112680.00	49940.00	162620.00	100.00	116674.00	57289.00	173963.00	100.00
24	TAMIL NADU	28726.00	4308302.00	4337028.00	28.76	32055.00	4626389.00	4658444.00	30.86	946.00	5272781.00	5273727.00	29.14
25	TRIPURA	25183.00	415690.00	440873.00	93.69	3600.00	600637.00	604237.00	90.73	11673.00	694160.00	705833.00	90.99
26	UTTARAKHAND	188747.00	607309.00	796056.00	50.05	271982.00	805908.00	1077890.00	53.42	265492.00	796078.00	1061570.00	51.84
27	UTTAR PRADESH	125435.00	1325325.00	1450760.00	10.65	23515.00	1556941.00	1580456.00	10.68	38769.00	1718591.00	1757360.00	6.95
28	WEST BENGAL	67355.00	1216920.00	1284275.00	6.99	166630.00	1308248.00	1474878.00	6.82	88000.00	1381384.00	1469384.00	7.04
	TOTAL STATES	9795533.00	49742086.00	59537619.00	27.72	8302812.00	66557350.00	74860162.00	26.89	9472270.00	72410309.00	81882579.00	26.32
29	A. & N. ISLANDS	93139.00	85008.00	178147.00	93.74	112619.00	90217.00	202836.00	94.68	127302.00	101347.00	228649.00	95.25
30	CHANDIGARH	15998.00	536773.00	552771.00	57.35	20200.00	647075.00	667275.00	57.19	26400.00	692835.00	719235.00	57.65
31	DADRA & NAGAR HAVELI	0.00	0.00	0.00	0.00	150000.00	0.00	150000.00	100.00	40000.00	0.00	40000.00	100.00
32	DAMAN & DIU	4100.00	23575.00	27675.00	100.00	10000.00	32700.00	42700.00	100.00	16000.00	34700.00	50700.00	100.00
33	DELHI	41400.00	0.00	41400.00	2.98	12500.00	0.00	12500.00	0.81	15000.00	0.00	15000.00	0.90
34	LAKSHADWEEP	74135.00	47776.00	121911.00	100.00	0.00	0.00	0.00	0.00	0.00	0.00	0.00	0.00
35	PUDUCHERRY	182721.00	434710.00	617431.00	78.56	184626.00	452131.00	636757.00	83.73	183915.00	534492.00	718407.00	55.18
	TOTAL U. T.	411493.00	1127842.00	1539335.00	44.25	489945.00	1222123.00	1712068.00	44.12	408617.00	1363374.00	1771991.00	38.97
	TOTAL (STATE & UTs)	10207026.00	50869928.00	61076954.00	27.98	8792757.00	67779473.00	76572230.00	27.13	9880887.00	73773683.00	83654570.00	26.50

.. NI CNET ..

## STATEMENT NO. ( 14 ): PLAN &amp; NON-PLAN BUDGETED EXPENDITURE ON UNIVERSITY/DL/SCHOLARSHIPS (Sub-head wise)

ACCOUNT: REVENUE ACCOUNT  
PROGRAM: ASSISTANCE TO NON-GOVT. COLLEGES

(RUPEES IN THOUSANDS)

SL. NO.	STATE/UNI ON TERRITORY	2011-12(ACTUALS)				2012-13(R. E.)				2013-14(B. E.)			
		PLAN	NON-PLAN	TOTAL	% AGE TO TOTAL EXP. ON UNV. EDN.	PLAN	NON-PLAN	TOTAL	% AGE TO TOTAL EXP. ON UNV. EDN.	PLAN	NON-PLAN	TOTAL	% AGE TO TOTAL EXP. ON UNV. EDN.
1	ANDHRA PRADESH	1273.00	6188024.00	6189297.00	32.56	2702.00	8233440.00	8236142.00	31.58	5000.00	8211726.00	8216726.00	31.07
2	ARUNACHAL PRADESH	10231.00	0.00	10231.00	3.47	1000.00	0.00	1000.00	0.23	1500.00	0.00	1500.00	0.33
3	ASSAM	164493.00	140729.00	305222.00	3.41	377600.00	687479.00	1065079.00	7.14	97100.00	653322.00	750422.00	5.43
4	BIHAR	0.00	0.00	0.00	0.00	0.00	1.00	1.00	0.00	0.00	1095620.00	1095620.00	3.23
5	CHHATTI SGARH	50600.00	279866.00	330466.00	10.71	63360.00	350000.00	413360.00	10.31	221500.00	352000.00	573500.00	9.87
6	GOA	34495.00	660293.00	694788.00	56.95	37700.00	737600.00	775300.00	55.00	32500.00	810675.00	843175.00	52.91
7	GUJARAT	8600.00	6394332.00	6402932.00	64.26	6000.00	7815500.00	7821500.00	68.55	6500.00	5976248.00	5982748.00	58.41
8	HARYANA	0.00	3283367.00	3283367.00	42.06	0.00	3477400.00	3477400.00	40.97	0.00	3400000.00	3400000.00	35.58
9	HIMACHAL PRADESH	89100.00	70000.00	159100.00	7.86	225300.00	0.00	225300.00	9.04	110300.00	0.00	110300.00	4.58
10	JAMMU & KASHMIR	...	...	...	...	...	...	...	...	...	...	...	...
11	JHARKHAND	...	...	...	...	...	...	...	...	...	...	...	...
12	KARNATAKA	115538.00	7440295.00	7555833.00	47.11	448000.00	8107500.00	8555500.00	45.07	321086.00	9730280.00	10051366.00	42.06
13	KERALA	0.00	7540789.00	7540789.00	58.64	0.00	8545212.00	8545212.00	53.98	0.00	10356743.00	10356743.00	53.92
14	MADHYA PRADESH	8000.00	426611.00	434611.00	5.95	8000.00	636800.00	644800.00	6.45	8000.00	592102.00	600102.00	5.41
15	MAHARASHTRA	92514.00	23275498.00	23368012.00	87.70	125610.00	33505599.00	33631209.00	88.74	98100.00	37524784.00	37622884.00	89.12
16	MANI PUR	20504.00	42109.00	62613.00	4.75	30000.00	44529.00	74529.00	5.27	30000.00	46755.00	76755.00	5.19
17	MEGHALAYA	46820.00	631822.00	678642.00	77.80	6595.00	466856.00	473451.00	56.45	7507.00	753025.00	760532.00	69.00
18	MIZORAM	25196.00	0.00	25196.00	3.36	48100.00	0.00	48100.00	4.63	36500.00	0.00	36500.00	3.79
19	NAGALAND	20000.00	6500.00	26500.00	5.06	41300.00	26500.00	67800.00	9.80	15000.00	26500.00	41500.00	6.11
20	ODISHA	444957.00	5618889.00	6063846.00	53.04	1009430.00	5739327.00	6748757.00	55.53	2146105.00	5801755.00	7947860.00	57.26
21	PUNJAB	0.00	1305518.00	1305518.00	33.80	0.00	4662300.00	4662300.00	46.61	0.00	2000000.00	2000000.00	37.65
22	RAJASTHAN	0.00	148739.00	148739.00	2.31	17778.00	232520.00	250298.00	2.68	69238.00	2.00	69240.00	0.79
23	SIKKIM	...	...	...	...	...	...	...	...	...	...	...	...
24	TAMIL NADU	0.00	9173846.00	9173846.00	60.84	0.00	8515718.00	8515718.00	56.42	0.00	9928785.00	9928785.00	54.86
25	TRIPURA	...	...	...	...	...	...	...	...	...	...	...	...
26	UTTARAKHAND	22523.00	374150.00	396673.00	24.94	27349.00	380150.00	407499.00	20.19	32736.00	400150.00	432886.00	21.14
27	UTTAR PRADESH	1100.00	10613092.00	10614192.00	77.94	3500.00	11795100.00	11798600.00	79.73	143502.00	14047949.00	14191451.00	56.13
28	WEST BENGAL	182530.00	9187727.00	9370257.00	50.98	346420.00	11502959.00	11849379.00	54.82	245100.00	10283610.00	10528710.00	50.41
TOTAL STATES		1338474.00	92802196.00	94140670.00	43.83	2825744.00	115462490.00	118288234.00	42.49	3627274.00	121992031.00	125619305.00	40.37
29	A. & N. ISLANDS	...	...	...	...	...	...	...	...	...	...	...	...
30	CHANDIGARH	4144.00	404999.00	409143.00	42.45	8000.00	487880.00	495880.00	42.50	10000.00	514454.00	524454.00	42.04
31	DADRA & NAGAR HAVELI	...	...	...	...	...	...	...	...	...	...	...	...
32	DAMAN & DIU	...	...	...	...	...	...	...	...	...	...	...	...
33	DELHI	77250.00	920000.00	997250.00	71.78	74300.00	1150000.00	1224300.00	79.20	84000.00	1250000.00	1334000.00	80.02
34	LAKSHADWEEP	...	...	...	...	...	...	...	...	...	...	...	...
35	PUDUCHERRY	...	...	...	...	...	...	...	...	...	...	...	...
TOTAL U. T.		81394.00	1324999.00	1406393.00	40.43	82300.00	1637880.00	1720180.00	44.33	94000.00	1764454.00	1858454.00	40.87
TOTAL (STATE & UTs)		1419868.00	94127195.00	95547063.00	43.78	2908044.00	117100370.00	120008414.00	42.52	3721274.00	123756485.00	127477759.00	40.38

.. NI CNET ..

## STATEMENT NO. ( 14 ): PLAN &amp; NON-PLAN BUDGETED EXPENDITURE ON UNIVERSITY/DL/SCHOLARSHIPS (Sub-head wise)

ACCOUNT: REVENUE ACCOUNT  
PROGRAM: SCHOLARSHIPS

(RUPEES IN THOUSANDS)

SL. NO.	STATE/UNI ON TERRITORY	2011-12(ACTUALS)				2012-13(R. E.)				2013-14(B. E.)			
		PLAN	NON-PLAN	TOTAL	% AGE TO TOTAL EXP. ON UNV. EDN.	PLAN	NON-PLAN	TOTAL	% AGE TO TOTAL EXP. ON UNV. EDN.	PLAN	NON-PLAN	TOTAL	% AGE TO TOTAL EXP. ON UNV. EDN.
1	ANDHRA PRADESH	3176.00	799.00	3975.00	0.02	7775.00	3484.00	11259.00	0.04	7150.00	10000.00	17150.00	0.06
2	ARUNACHAL PRADESH	700.00	0.00	700.00	0.24	10000.00	0.00	10000.00	22.75	10000.00	0.00	10000.00	22.21
3	ASSAM	0.00	14.00	14.00	0.00	200.00	5893.00	6093.00	0.04	0.00	5893.00	5893.00	0.04
4	BIHAR	377253.00	0.00	377253.00	2.12	555001.00	0.00	555001.00	2.13	251000.00	0.00	251000.00	0.74
5	CHHATTI SGARH	28039.00	345.00	28384.00	0.92	40000.00	700.00	40700.00	1.02	40000.00	700.00	40700.00	0.70
6	GOA	...	...	...	...	...	...	...	...	...	...	...	...
7	GUJARAT	...	...	...	...	...	...	...	...	...	...	...	...
8	HARYANA	10768.00	4997.00	15765.00	0.20	13150.00	6000.00	19150.00	0.23	14600.00	6000.00	20600.00	0.22
9	HIMACHAL PRADESH	...	...	...	...	...	...	...	...	...	...	...	...
10	JAMMU & KASHMIR	0.00	300.00	300.00	0.01	0.00	320.00	320.00	0.01	0.00	320.00	320.00	0.01
11	JHARKHAND	...	...	...	...	...	...	...	...	...	...	...	...
12	KARNATAKA	28025.00	3181.00	31206.00	0.19	35050.00	3841.00	38891.00	0.20	28300.00	3995.00	32295.00	0.14
13	KERALA	265666.00	19351.00	285017.00	2.22	277300.00	19975.00	297275.00	1.88	319500.00	20575.00	340075.00	1.77
14	MADHYA PRADESH	17791.00	1155.00	18946.00	0.26	97875.00	1775.00	99650.00	1.00	85000.00	1775.00	86775.00	0.78
15	MAHARASHTRA	0.00	4212.00	4212.00	0.02	0.00	8223.00	8223.00	0.02	0.00	12336.00	12336.00	0.03
16	MANI PUR	0.00	4119.00	4119.00	0.31	2200.00	2500.00	4700.00	0.33	2200.00	2500.00	4700.00	0.32
17	MEGHALAYA	0.00	5204.00	5204.00	0.60	151.00	22955.00	23106.00	2.75	113.00	23213.00	23326.00	2.12
18	MIZORAM	3844.00	5000.00	8844.00	1.18	10380.00	5700.00	16080.00	1.55	30000.00	6250.00	36250.00	3.76
19	NAGALAND	0.00	42082.00	42082.00	8.04	0.00	33083.00	33083.00	4.78	0.00	38463.00	38463.00	5.66
20	ODISHA	99990.00	47371.00	147361.00	1.29	120000.00	60299.00	180299.00	1.48	195000.00	60299.00	255299.00	1.84
21	PUNJAB	0.00	2902.00	2902.00	0.08	0.00	3850.00	3850.00	0.04	0.00	3799.00	3799.00	0.07
22	RAJASTHAN	4003.00	351.00	4354.00	0.07	151660.00	300.00	151960.00	1.63	200000.00	300.00	200300.00	2.27
23	SIKKIM	...	...	...	...	...	...	...	...	...	...	...	...
24	TAMIL NADU	148366.00	14091.00	162457.00	1.08	950.00	18314.00	19264.00	0.13	950.00	17634.00	18584.00	0.10
25	TRIPURA	7736.00	0.00	7736.00	1.64	9600.00	0.00	9600.00	1.44	9500.00	0.00	9500.00	1.22
26	UTTARAKHAND	0.00	0.00	0.00	0.00	500.00	1.00	501.00	0.02	500.00	1.00	501.00	0.02
27	UTTAR PRADESH	0.00	0.00	0.00	0.00	2.00	0.00	2.00	0.00	2.00	0.00	2.00	0.00
28	WEST BENGAL	0.00	0.00	0.00	0.00	0.00	55.00	55.00	0.00	0.00	60.00	60.00	0.00
	TOTAL STATES	995357.00	155474.00	1150831.00	0.54	1421794.00	197268.00	1619062.00	0.58	1283815.00	214113.00	1497928.00	0.48
29	A. & N. ISLANDS	500.00	11397.00	11897.00	6.26	0.00	11400.00	11400.00	5.32	0.00	11400.00	11400.00	4.75
30	CHANDIGARH	...	...	...	...	...	...	...	...	...	...	...	...
31	DADRA & NAGAR HAVELI	...	...	...	...	...	...	...	...	...	...	...	...
32	DAMAN & DIU	...	...	...	...	...	...	...	...	...	...	...	...
33	DELHI	...	...	...	...	...	...	...	...	...	...	...	...
34	LAKSHADWEEP	...	...	...	...	...	...	...	...	...	...	...	...
35	PUDUCHERRY	168496.00	0.00	168496.00	21.44	123713.00	50.00	123763.00	16.27	570130.00	50.00	570180.00	43.80
	TOTAL U. T.	168996.00	11397.00	180393.00	5.19	123713.00	11450.00	135163.00	3.48	570130.00	11450.00	581580.00	12.79
	TOTAL (STATE & UTs)	1164353.00	166871.00	1331224.00	0.61	1545507.00	208718.00	1754225.00	0.62	1853945.00	225563.00	2079508.00	0.66

... NI CNET ...

## STATEMENT NO. ( 14 ): PLAN &amp; NON-PLAN BUDGETED EXPENDITURE ON UNIVERSITY/DL/SCHOLARSHIPS (Sub-head wise)

ACCOUNT: REVENUE ACCOUNT  
PROGRAM: OTHER EXPENDITURE

(RUPEES IN THOUSANDS)

SL. NO.	STATE/UNI OR TERRITORY	2011-12(ACTUALS)				2012-13(R. E.)				2013-14(B. E.)			
		PLAN	NON-PLAN	TOTAL	% AGE TO TOTAL EXP. ON UNV. EDN.	PLAN	NON-PLAN	TOTAL	% AGE TO TOTAL EXP. ON UNV. EDN.	PLAN	NON-PLAN	TOTAL	% AGE TO TOTAL EXP. ON UNV. EDN.
1	ANDHRA PRADESH	929904.00	16056.00	945960.00	4.98	185244.00	17758.00	203002.00	0.78	101175.00	19473.00	120648.00	0.46
2	ARUNACHAL PRADESH	2387.00	0.00	2387.00	0.81	9472.00	0.00	9472.00	2.15	3738.00	0.00	3738.00	0.83
3	ASSAM	338031.00	16527.00	354558.00	3.96	389699.00	8513.00	398212.00	2.67	209860.00	9304.00	219164.00	1.58
4	BIHAR	98000.00	12555.00	110555.00	0.62	0.00	8710.00	8710.00	0.03	0.00	13204.00	13204.00	0.04
5	CHHATTI SGARH	0.00	0.00	0.00	0.00	500.00	0.00	500.00	0.01	500.00	0.00	500.00	0.01
6	GOA	35076.00	2092.00	37168.00	3.05	66913.00	2300.00	69213.00	4.91	132000.00	2500.00	134500.00	8.44
7	GUJARAT	84397.00	17974.00	102371.00	1.03	92822.00	19517.00	112339.00	0.98	170183.00	23679.00	193862.00	1.89
8	HARYANA	420083.00	0.00	420083.00	5.38	620500.00	0.00	620500.00	7.31	603500.00	0.00	603500.00	6.32
9	HIMACHAL PRADESH	0.00	4402.00	4402.00	0.22	0.00	10000.00	10000.00	0.40	0.00	0.00	0.00	0.00
10	JAMMU & KASHMIR	..	..	..	..	..	..	..	..	..	..	..	..
11	JHARKHAND	444077.00	0.00	444077.00	10.11	830000.00	0.00	830000.00	12.71	839000.00	0.00	839000.00	12.66
12	KARNATAKA	275443.00	29138.00	304581.00	1.90	230700.00	36600.00	267300.00	1.41	221900.00	40000.00	261900.00	1.10
13	KERALA	195847.00	122475.00	318322.00	2.48	324006.00	103377.00	427383.00	2.70	633700.00	23303.00	657003.00	3.42
14	MADHYA PRADESH	0.00	4000.00	4000.00	0.05	0.00	4000.00	4000.00	0.04	0.00	4001.00	4001.00	0.04
15	MAHARASHTRA	..	..	..	..	..	..	..	..	..	..	..	..
16	MANI PUR	15421.00	10866.00	26287.00	2.00	10100.00	13409.00	23509.00	1.66	10600.00	14075.00	24675.00	1.67
17	MEGHALAYA	3975.00	462.00	4437.00	0.51	136114.00	670.00	136784.00	16.31	72814.00	1355.00	74169.00	6.73
18	MIZORAM	..	..	..	..	..	..	..	..	..	..	..	..
19	NAGALAND	..	..	..	..	..	..	..	..	..	..	..	..
20	ODISHA	1099692.00	500.00	1100192.00	9.62	516501.00	15500.00	532001.00	4.38	571900.00	10500.00	582400.00	4.20
21	PUNJAB	0.00	198745.00	198745.00	5.14	107862.00	433000.00	540862.00	5.41	0.00	341300.00	341300.00	6.42
22	RAJASTHAN	115547.00	208576.00	324123.00	5.04	262054.00	326897.00	588951.00	6.30	388458.00	356349.00	744807.00	8.46
23	SIKKIM	..	..	..	..	..	..	..	..	..	..	..	..
24	TAMIL NADU	61147.00	1004.00	62151.00	0.41	202.00	1000.00	1202.00	0.01	202.00	1000.00	1202.00	0.01
25	TRIPURA	0.00	211.00	211.00	0.04	0.00	170.00	170.00	0.03	100.00	200.00	300.00	0.04
26	UTTARAKHAND	599.00	16752.00	17351.00	1.09	1100.00	600.00	1700.00	0.08	1300.00	600.00	1900.00	0.09
27	UTTAR PRADESH	1747.00	236735.00	238482.00	1.75	7880.00	12890.00	20770.00	0.14	2502.00	7966780.00	7969282.00	31.52
28	WEST BENGAL	128413.00	68897.00	197310.00	1.07	241810.00	92067.00	333877.00	1.54	169710.00	99590.00	269300.00	1.29
	TOTAL STATES	4249786.00	967967.00	5217753.00	2.43	4033479.00	1106978.00	5140457.00	1.85	4133142.00	8927213.00	13060355.00	4.20
29	A. & N. ISLANDS	..	..	..	..	..	..	..	..	..	..	..	..
30	CHANDIGARH	0.00	1948.00	1948.00	0.20	0.00	2700.00	2700.00	0.23	0.00	2852.00	2852.00	0.23
31	DADRA & NAGAR HAVELI	..	..	..	..	..	..	..	..	..	..	..	..
32	DAMAN & DIU	..	..	..	..	..	..	..	..	..	..	..	..
33	DELHI	184113.00	0.00	184113.00	13.25	217900.00	0.00	217900.00	14.10	220000.00	0.00	220000.00	13.20
34	LAKSHADWEEP	..	..	..	..	..	..	..	..	..	..	..	..
35	PUDUCHERRY	0.00	0.00	0.00	0.00	0.00	0.00	0.00	0.00	13001.00	0.00	13001.00	1.00
	TOTAL U. T.	184113.00	1948.00	186061.00	5.35	217900.00	2700.00	220600.00	5.69	233001.00	2852.00	235853.00	5.19
	TOTAL (STATE & UTs)	4433899.00	969915.00	5403814.00	2.48	4251379.00	1109678.00	5361057.00	1.90	4366143.00	8930065.00	13296208.00	4.21

.. NI CNET ..

## STATEMENT NO. ( 15 ): PLAN &amp; NON-PLAN BUDGETED EXPENDITURE ON TECHNICAL EDUCATION

ACCOUNT: REVENUE ACCOUNT  
PROGRAM: TOTAL EXPENDITURE

(RUPEES IN THOUSANDS)

SL. NO.	STATE/UNI ON TERRITORY	2011-12(ACTUALS)				2012-13(R. E.)				2013-14(B. E.)			
		PLAN	NON-PLAN	TOTAL	% AGE TO TOTAL EXP. ON EDUCATION	PLAN	NON-PLAN	TOTAL	% AGE TO TOTAL EXP. ON EDUCATION	PLAN	NON-PLAN	TOTAL	% AGE TO TOTAL EXP. ON EDUCATION
1	ANDHRA PRADESH	4390400.00	2523127.00	6913527.00	4.86	5445100.00	3448609.00	8893709.00	5.30	6975100.00	3843700.00	10818800.00	5.59
2	ARUNACHAL PRADESH	0.00	39037.00	39037.00	0.82	4240.00	39165.00	43405.00	0.65	6650.00	46363.00	53013.00	0.87
3	ASSAM	490404.00	637337.00	1127741.00	1.85	736770.00	851490.00	1588260.00	1.86	294340.00	582159.00	876499.00	0.96
4	BIHAR	22320.00	529943.00	552263.00	0.56	122037.00	511521.00	633558.00	0.44	318130.00	550491.00	868621.00	0.53
5	CHHATTI SGARH	137955.00	358949.00	496904.00	1.20	653815.00	490110.00	1143925.00	2.05	507080.00	556180.00	1063260.00	1.45
6	GOA	403636.00	289878.00	693514.00	8.61	394867.00	287980.00	682847.00	7.26	467555.00	313591.00	781146.00	7.30
7	GUJARAT	1292259.00	2266705.00	3558964.00	3.10	2086045.00	2453711.00	4539756.00	3.49	3126729.00	2316599.00	5443328.00	3.91
8	HARYANA	1792981.00	750260.00	2543241.00	4.10	2520000.00	866269.00	3386269.00	4.43	2852000.00	883000.00	3735000.00	3.65
9	HIMACHAL PRADESH	9931.00	226042.00	235973.00	0.89	90014.00	262687.00	352701.00	1.11	55005.00	276080.00	331085.00	0.94
10	JAMMU & KASHMIR	0.00	555782.00	555782.00	2.23	82000.00	727095.00	809095.00	2.76	130000.00	809054.00	939054.00	2.88
11	JHARKHAND	292689.00	341459.00	634148.00	1.72	864850.00	190075.00	1054925.00	2.11	931900.00	192509.00	1124409.00	2.11
12	KARNATAKA	1638428.00	2346066.00	3984494.00	3.35	2114271.00	2487635.00	4601906.00	2.96	3384239.00	2541856.00	5926095.00	3.26
13	KERALA	662751.00	3584606.00	4247357.00	4.67	880205.00	3625567.00	4505772.00	4.67	1175850.00	4330464.00	5506314.00	4.84
14	MADHYA PRADESH	802632.00	1292817.00	2095449.00	2.20	781736.00	1742067.00	2523803.00	2.07	702000.00	1796625.00	2498625.00	1.85
15	MAHARASHTRA	641844.00	10723570.00	11365414.00	4.12	1778917.00	12710663.00	14489580.00	4.52	1896595.00	13182173.00	15078768.00	4.22
16	MANI PUR	9184.00	44703.00	53887.00	0.91	5000.00	83338.00	88338.00	1.23	10000.00	84477.00	94477.00	1.22
17	MEGHALAYA	86136.00	45659.00	131795.00	1.46	110000.00	62800.00	172800.00	2.33	65000.00	71700.00	136700.00	1.63
18	MIZORAM	37419.00	23328.00	60747.00	1.08	52282.00	30585.00	82867.00	1.20	52282.00	30007.00	82289.00	1.20
19	NAGALAND	14872.00	75821.00	90693.00	1.27	14500.00	94574.00	109074.00	0.90	5850.00	92636.00	98486.00	0.80
20	ODISHA	588203.00	571769.00	1159972.00	1.67	362257.00	648275.00	1010532.00	1.25	128324.00	787012.00	915336.00	1.03
21	PUNJAB	40500.00	719571.00	760071.00	1.49	5375.00	1339760.00	1345135.00	1.84	141000.00	845716.00	986716.00	1.47
22	RAJASTHAN	214069.00	609451.00	823520.00	0.73	155371.00	874340.00	1029711.00	0.76	411853.00	958638.00	1370491.00	0.87
23	SIKKIM	13765.00	0.00	13765.00	0.52	13933.00	0.00	13933.00	0.44	4936.00	0.00	4936.00	0.14
24	TAMIL NADU	3868924.00	2922112.00	6791036.00	4.64	5710936.00	2770923.00	8481859.00	5.09	7297365.00	3378003.00	10675368.00	5.57
25	TRIPURA	6259.00	64477.00	70736.00	0.60	9400.00	124968.00	134368.00	0.98	14377.00	142062.00	156439.00	0.96
26	UTTARAKHAND	321633.00	425793.00	747426.00	2.27	233773.00	535459.00	769232.00	2.00	285268.00	612683.00	897951.00	2.03
27	UTTAR PRADESH	56353.00	1453683.00	1510036.00	0.62	514832.00	1795628.00	2310460.00	0.79	388901.00	1944450.00	2333351.00	0.71
28	WEST BENGAL	1233304.00	1712476.00	2945780.00	1.96	2399165.00	1976301.00	4375466.00	2.54	2521760.00	2068176.00	4589936.00	2.47
	TOTAL STATES	19068851.00	35134421.00	54203272.00	2.64	28141691.00	41031595.00	69173286.00	2.77	34150089.00	43236404.00	77386493.00	2.76
29	A. & N. ISLANDS	81992.00	31131.00	113123.00	3.53	80000.00	34600.00	114600.00	3.01	91100.00	37300.00	128400.00	3.24
30	CHANDIGARH	145101.00	271975.00	417076.00	11.90	210400.00	358000.00	568400.00	13.86	218800.00	368900.00	587700.00	12.72
31	DADRA & NAGAR HAVELI	26260.00	0.00	26260.00	3.45	30200.00	0.00	30200.00	2.91	36800.00	0.00	36800.00	3.49
32	DAMAN & DIU	41257.00	6640.00	47897.00	9.23	50000.00	6900.00	56900.00	9.16	67100.00	8000.00	75100.00	10.46
33	DELHI	1135821.00	578439.00	1714260.00	4.99	1210400.00	866324.00	2076724.00	5.05	1433600.00	838060.00	2271660.00	4.77
34	LAKSHADWEEP	..	..	..	..	..	..	..	..	..	..	..	..
35	PUDUCHERRY	349597.00	44610.00	394207.00	8.77	547498.00	63873.00	611371.00	12.40	483889.00	47169.00	531058.00	9.07
	TOTAL U. T.	1780028.00	932795.00	2712823.00	5.68	2128498.00	1329697.00	3458195.00	6.11	2331289.00	1299429.00	3630718.00	5.60
	TOTAL (STATE & UTs)	20848879.00	36067216.00	56916095.00	2.71	30270189.00	42361292.00	72631481.00	2.85	36481378.00	44535833.00	81017211.00	2.82
	CENTRE TOTAL	57112748.00	22620980.00	79733728.00	13.23	59132400.00	26320700.00	85453100.00	12.79	65490000.00	28722100.00	94212100.00	11.97
	GRAND TOTAL	77961627.00	58688196.00	136649823.00	5.06	89402589.00	68681992.00	158084581.00	4.91	101971378.00	73257933.00	175229311.00	4.79

.. NICNET ..

## STATEMENT NO. ( 16 ): PLAN &amp; NON-PLAN BUDGETED EXPENDITURE ON TECHNICAL EDUCATION (Sub-head wise)

ACCOUNT: REVENUE ACCOUNT  
PROGRAM: DIRECTION & ADMINISTRATION

(RUPEES IN THOUSANDS)

SL. NO.	STATE/UNIT/TERRITORY	2011-12(ACTUALS)			2012-13(R. E.)			2013-14(B. E.)					
		PLAN	NON-PLAN	TOTAL	PLAN	NON-PLAN	TOTAL	PLAN	NON-PLAN	TOTAL			
				% AGE TO TOTAL EXP. ON TEC. EDN.				% AGE TO TOTAL EXP. ON TEC. EDN.				% AGE TO TOTAL EXP. ON TEC. EDN.	
1	ANDHRA PRADESH	871.00	82029.00	82900.00	1.20	2183.00	76317.00	78500.00	0.88	0.00	86334.00	86334.00	0.80
2	ARUNACHAL PRADESH	0.00	39037.00	39037.00	100.00	4240.00	39165.00	43405.00	100.00	6650.00	46363.00	53013.00	100.00
3	ASSAM	378809.00	22411.00	401220.00	35.58	712250.00	27901.00	740151.00	46.60	270470.00	28331.00	298801.00	34.09
4	BIHAR	0.00	33526.00	33526.00	6.07	0.00	37629.00	37629.00	5.94	0.00	42931.00	42931.00	4.94
5	CHHATTISGARH	0.00	20002.00	20002.00	4.03	200000.00	29500.00	229500.00	20.06	0.00	31970.00	31970.00	3.01
6	GOA	..	..	..	..	..	..	..	..	..	..	..	..
7	GUJARAT	28062.00	56596.00	84658.00	2.38	62887.00	68240.00	131127.00	2.89	117600.00	66745.00	184345.00	3.39
8	HARYANA	12322.00	35023.00	47345.00	1.86	16000.00	43619.00	59619.00	1.76	20000.00	47800.00	67800.00	1.82
9	HIMACHAL PRADESH	0.00	14500.00	14500.00	6.14	0.00	18982.00	18982.00	5.38	0.00	19415.00	19415.00	5.86
10	JAMMU & KASHMIR	0.00	492260.00	492260.00	88.57	82000.00	646405.00	728405.00	90.03	130000.00	693991.00	823991.00	87.75
11	JHARKHAND	0.00	14764.00	14764.00	2.33	119900.00	15500.00	135400.00	12.84	669400.00	16642.00	686042.00	61.01
12	KARNATAKA	11809.00	79443.00	91252.00	2.29	11126.00	73757.00	84883.00	1.84	12839.00	82025.00	94864.00	1.60
13	KERALA	4127.00	76174.00	80301.00	1.89	10174.00	67247.00	77421.00	1.72	15000.00	83068.00	98068.00	1.78
14	MADHYA PRADESH	4139.00	56246.00	60385.00	2.88	22203.00	67924.00	90127.00	3.57	26499.00	71333.00	97832.00	3.92
15	MAHARASHTRA	18822.00	300289.00	319111.00	2.81	30920.00	339236.00	370156.00	2.55	28000.00	359540.00	387540.00	2.57
16	MANI PUR	996.00	3762.00	4758.00	8.83	2000.00	4110.00	6110.00	6.92	4000.00	4261.00	8261.00	8.74
17	MEGHALAYA	5149.00	3869.00	9018.00	6.84	14009.00	2734.00	16743.00	9.69	4409.00	3565.00	7974.00	5.83
18	MIZORAM	6157.00	0.00	6157.00	10.14	8644.00	0.00	8644.00	10.43	8644.00	0.00	8644.00	10.50
19	NAGALAND	6122.00	15771.00	21893.00	24.14	7000.00	18404.00	25404.00	23.29	4850.00	20852.00	25702.00	26.10
20	ODISHA	0.00	38437.00	38437.00	3.31	0.00	41308.00	41308.00	4.09	0.00	45341.00	45341.00	4.95
21	PUNJAB	0.00	46655.00	46655.00	6.14	0.00	48230.00	48230.00	3.59	0.00	55251.00	55251.00	5.60
22	RAJASTHAN	0.00	63451.00	63451.00	7.70	406.00	84688.00	85094.00	8.26	7000.00	91330.00	98330.00	7.17
23	SIKKIM	13765.00	0.00	13765.00	100.00	13933.00	0.00	13933.00	100.00	4936.00	0.00	4936.00	100.00
24	TAMIL NADU	2571457.00	218184.00	2789641.00	41.08	4244817.00	239095.00	4483912.00	52.86	5518262.00	326041.00	5844303.00	54.75
25	TRIPURA	..	..	..	..	..	..	..	..	..	..	..	..
26	UTTARAKHAND	0.00	7918.00	7918.00	1.06	0.00	8652.00	8652.00	1.12	0.00	11082.00	11082.00	1.23
27	UTTAR PRADESH	0.00	86440.00	86440.00	5.72	0.00	104143.00	104143.00	4.51	0.00	107563.00	107563.00	4.61
28	WEST BENGAL	0.00	42550.00	42550.00	1.44	0.00	63357.00	63357.00	1.45	0.00	67798.00	67798.00	1.48
	TOTAL STATES	3062607.00	1849337.00	4911944.00	9.06	5564692.00	2166143.00	7730835.00	11.18	6848559.00	2409572.00	9258131.00	11.96
29	A. & N. ISLANDS	..	..	..	..	..	..	..	..	..	..	..	..
30	CHANDIGARH	15900.00	11683.00	27583.00	6.61	19300.00	12700.00	32000.00	5.63	21600.00	14081.00	35681.00	6.07
31	DADRA & NAGAR HAVELI	..	..	..	..	..	..	..	..	..	..	..	..
32	DAMAN & DIU	14776.00	6640.00	21416.00	44.71	15000.00	6900.00	21900.00	38.49	16000.00	8000.00	24000.00	31.96
33	DELHI	29219.00	41224.00	70443.00	4.11	35000.00	49739.00	84739.00	4.08	38000.00	56765.00	94765.00	4.17
34	LAKSHADWEEP	..	..	..	..	..	..	..	..	..	..	..	..
35	PUDUCHERRY	..	..	..	..	..	..	..	..	..	..	..	..
	TOTAL U. T.	59895.00	59547.00	119442.00	4.40	69300.00	69339.00	138639.00	4.01	75600.00	78846.00	154446.00	4.25
	TOTAL (STATE & UTs)	3122502.00	1908884.00	5031386.00	8.84	5633992.00	2235482.00	7869474.00	10.83	6924159.00	2488418.00	9412577.00	11.62

.. NI CNET ..

## STATEMENT NO. ( 16 ): PLAN &amp; NON-PLAN BUDGETED EXPENDITURE ON TECHNICAL EDUCATION (Sub-head wise)

ACCOUNT: REVENUE ACCOUNT  
PROGRAM: TECHNICAL SCHOOLS

(RUPEES IN THOUSANDS)

SL. NO.	STATE/UNI ON TERRITORY	2011-12(ACTUALS)				2012-13(R. E.)				2013-14(B. E.)			
		PLAN	NON-PLAN	TOTAL	% AGE TO TOTAL EXP. ON TEC. EDN.	PLAN	NON-PLAN	TOTAL	% AGE TO TOTAL EXP. ON TEC. EDN.	PLAN	NON-PLAN	TOTAL	% AGE TO TOTAL EXP. ON TEC. EDN.
1	ANDHRA PRADESH	...	...	...	...	...	...	...	...	...	...	...	...
2	ARUNACHAL PRADESH	...	...	...	...	...	...	...	...	...	...	...	...
3	ASSAM	0.00	19224.00	19224.00	1.70	0.00	25610.00	25610.00	1.61	50.00	28985.00	29035.00	3.31
4	BIHAR	0.00	6993.00	6993.00	1.27	0.00	10091.00	10091.00	1.59	0.00	9838.00	9838.00	1.13
5	CHHATTI SGARH	...	...	...	...	...	...	...	...	...	...	...	...
6	GOA	180197.00	25641.00	205838.00	29.68	156320.00	34580.00	190900.00	27.96	202583.00	32091.00	234674.00	30.04
7	GUJARAT	5164.00	291741.00	296905.00	8.34	7100.00	298040.00	305140.00	6.72	19650.00	318458.00	338108.00	6.21
8	HARYANA	...	...	...	...	...	...	...	...	...	...	...	...
9	HIMACHAL PRADESH	...	...	...	...	...	...	...	...	...	...	...	...
10	JAMMU & KASHMIR	...	...	...	...	...	...	...	...	...	...	...	...
11	JHARKHAND	0.00	2401.00	2401.00	0.38	0.00	2807.00	2807.00	0.27	0.00	2791.00	2791.00	0.25
12	KARNATAKA	0.00	24558.00	24558.00	0.62	5000.00	27959.00	32959.00	0.72	4700.00	31396.00	36096.00	0.61
13	KERALA	9727.00	372961.00	382688.00	9.01	20000.00	408477.00	428477.00	9.51	35000.00	474759.00	509759.00	9.26
14	MADHYA PRADESH	...	...	...	...	...	...	...	...	...	...	...	...
15	MAHARASHTRA	27279.00	706798.00	734077.00	6.46	165857.00	795720.00	961577.00	6.64	97695.00	847691.00	945386.00	6.27
16	MANI PUR	...	...	...	...	...	...	...	...	...	...	...	...
17	MEGHALAYA	50000.00	0.00	50000.00	37.94	50002.00	0.00	50002.00	28.94	30002.00	0.00	30002.00	21.95
18	MIZORAM	...	...	...	...	...	...	...	...	...	...	...	...
19	NAGALAND	...	...	...	...	...	...	...	...	...	...	...	...
20	ODISHA	0.00	3519.00	3519.00	0.30	0.00	3836.00	3836.00	0.38	0.00	4173.00	4173.00	0.46
21	PUNJAB	...	...	...	...	...	...	...	...	...	...	...	...
22	RAJASTHAN	...	...	...	...	...	...	...	...	...	...	...	...
23	SIKKIM	...	...	...	...	...	...	...	...	...	...	...	...
24	TAMIL NADU	...	...	...	...	...	...	...	...	...	...	...	...
25	TRIPURA	...	...	...	...	...	...	...	...	...	...	...	...
26	UTTARAKHAND	...	...	...	...	...	...	...	...	...	...	...	...
27	UTTAR PRADESH	260.00	0.00	260.00	0.02	166200.00	0.00	166200.00	7.19	60500.00	0.00	60500.00	2.59
28	WEST BENGAL	8.00	76136.00	76144.00	2.58	6100.00	98840.00	104940.00	2.40	12100.00	106795.00	118895.00	2.59
	TOTAL STATES	272635.00	1529972.00	1802607.00	3.33	576579.00	1705960.00	2282539.00	3.30	462280.00	1856977.00	2319257.00	3.00
29	A. & N. ISLANDS	...	...	...	...	...	...	...	...	...	...	...	...
30	CHANDIGARH	...	...	...	...	...	...	...	...	...	...	...	...
31	DADRA & NAGAR HAVELI	...	...	...	...	...	...	...	...	...	...	...	...
32	DAMAN & DIU	...	...	...	...	...	...	...	...	...	...	...	...
33	DELHI	0.00	2707.00	2707.00	0.16	0.00	2975.00	2975.00	0.14	0.00	4500.00	4500.00	0.20
34	LAKSHADWEEP	...	...	...	...	...	...	...	...	...	...	...	...
35	PUDUCHERRY	0.00	7173.00	7173.00	1.82	0.00	7845.00	7845.00	1.28	0.00	8660.00	8660.00	1.63
	TOTAL U. T.	0.00	9880.00	9880.00	0.36	0.00	10820.00	10820.00	0.31	0.00	13160.00	13160.00	0.36
	TOTAL (STATE & UTs)	272635.00	1539852.00	1812487.00	3.18	576579.00	1716780.00	2293359.00	3.16	462280.00	1870137.00	2332417.00	2.88

.. NI CNET ..



## STATEMENT NO. ( 16 ): PLAN &amp; NON-PLAN BUDGETED EXPENDITURE ON TECHNICAL EDUCATION (Sub-head wise)

ACCOUNT: REVENUE ACCOUNT  
PROGRAM: POLYTECHNICS

(RUPEES IN THOUSANDS)

SL. NO.	STATE/UNI ON TERRITORY	2011-12(ACTUALS)				2012-13(R. E.)				2013-14(B. E.)			
		PLAN	NON-PLAN	TOTAL	% AGE TO TOTAL EXP. ON TEC. EDN.	PLAN	NON-PLAN	TOTAL	% AGE TO TOTAL EXP. ON TEC. EDN.	PLAN	NON-PLAN	TOTAL	% AGE TO TOTAL EXP. ON TEC. EDN.
1	ANDHRA PRADESH	286629.00	2405229.00	2691858.00	38.94	284041.00	2399061.00	2683102.00	30.17	407300.00	2695766.00	3103066.00	28.68
2	ARUNACHAL PRADESH												
3	ASSAM	4197.00	361129.00	365326.00	32.39	7770.00	478303.00	486073.00	30.60	8370.00	520293.00	528663.00	60.32
4	BIHAR	2628.00	247035.00	249663.00	45.21	6321.00	244773.00	251094.00	39.63	4948.00	254129.00	259077.00	29.83
5	CHHATTI SGARH	73632.00	236322.00	309954.00	62.38	216025.00	315850.00	531875.00	46.50	250600.00	364300.00	614900.00	57.83
6	GOA	144836.00	135878.00	280714.00	40.48	143340.00	100200.00	243540.00	35.67	152945.00	114700.00	267645.00	34.26
7	GUJARAT	563738.00	954791.00	1518529.00	42.67	821116.00	1250211.00	2071327.00	45.63	1249075.00	1014566.00	2263641.00	41.59
8	HARYANA	1093549.00	372062.00	1465611.00	57.63	1525000.00	474920.00	1999920.00	59.06	1696000.00	494400.00	2190400.00	58.65
9	HIMACHAL PRADESH	4513.00	180074.00	184587.00	78.22	60834.00	203959.00	264793.00	75.08	40002.00	216960.00	256962.00	77.61
10	JAMMU & KASHMIR												
11	JHARKHAND	35425.00	151068.00	186493.00	29.41	7400.00	0.00	7400.00	0.70	14800.00	0.00	14800.00	1.32
12	KARNATAKA	505470.00	867694.00	1373164.00	34.46	509235.00	1205122.00	1714357.00	37.25	1048600.00	1045602.00	2094202.00	35.34
13	KERALA	66634.00	1079632.00	1146266.00	26.99	116002.00	1120844.00	1236846.00	27.45	127700.00	1294816.00	1422516.00	25.83
14	MADHYA PRADESH	458577.00	719217.00	1177794.00	56.21	390015.00	912350.00	1302365.00	51.60	194001.00	964791.00	1158792.00	46.38
15	MAHARASHTRA	285985.00	1883294.00	2169279.00	19.09	295620.00	2237897.00	2533517.00	17.49	466300.00	2087178.00	2553478.00	16.93
16	MANI PUR	498.00	40941.00	41439.00	76.90	3000.00	78878.00	81878.00	92.69	6000.00	79866.00	85866.00	90.89
17	MEGHALAYA	23388.00	41790.00	65178.00	49.45	29060.00	59546.00	88606.00	51.28	17910.00	67585.00	85495.00	62.54
18	MIZORAM	31262.00	23328.00	54590.00	89.86	43638.00	30585.00	74223.00	89.57	43638.00	30007.00	73645.00	89.50
19	NAGALAND	1250.00	51952.00	53202.00	58.66	0.00	58070.00	58070.00	53.24	0.00	55284.00	55284.00	56.13
20	ODISHA	254155.00	153416.00	407571.00	35.14	42701.00	182037.00	224738.00	22.24	15002.00	191674.00	206676.00	22.58
21	PUNJAB	40500.00	545000.00	585500.00	77.03	3350.00	625766.00	629116.00	46.77	141000.00	654721.00	795721.00	80.64
22	RAJASTHAN	129920.00	507000.00	636920.00	77.34	50244.00	756651.00	806895.00	78.36	207249.00	829687.00	1036936.00	75.66
23	SIKKIM												
24	TAMIL NADU	171765.00	1532475.00	1704240.00	25.10	155710.00	1611320.00	1767030.00	20.83	167879.00	2034468.00	2202347.00	20.63
25	TRIPURA	1816.00	38067.00	39883.00	56.38	4600.00	71128.00	75728.00	56.36	7561.00	77687.00	85248.00	54.49
26	UTTARAKHAND	177849.00	219487.00	397336.00	53.16	109764.00	288105.00	397869.00	51.72	122903.00	305714.00	428617.00	47.73
27	UTTAR PRADESH	42563.00	946796.00	989359.00	65.52	82927.00	1227078.00	1310005.00	56.70	87897.00	1317431.00	1405328.00	60.23
28	WEST BENGAL	78145.00	830176.00	908321.00	30.83	194684.00	888756.00	1083440.00	24.76	250100.00	946246.00	1196346.00	26.06
	TOTAL STATES	4478924.00	14523853.00	19002777.00	35.06	5102397.00	16821410.00	21923807.00	31.69	6727780.00	17657871.00	24385651.00	31.51
29	A. & N. ISLANDS	81992.00	31131.00	113123.00	100.00	8000.00	34600.00	114600.00	100.00	91100.00	37300.00	128400.00	100.00
30	CHANDIGARH	35202.00	78821.00	114023.00	27.34	47200.00	90500.00	137700.00	24.23	6900.00	96219.00	103119.00	17.55
31	DADRA & NAGAR HAVELI	26260.00	0.00	26260.00	100.00	30200.00	0.00	30200.00	100.00	36800.00	0.00	36800.00	100.00
32	DAMAN & DIU	24630.00	0.00	24630.00	51.42	31200.00	0.00	31200.00	54.83	47100.00	0.00	47100.00	62.72
33	DELHI	95998.00	389976.00	485974.00	28.35	127100.00	498092.00	625192.00	30.10	144000.00	562489.00	706489.00	31.10
34	LAKSHADWEEP												
35	PUDUCHERRY	156897.00	37437.00	194334.00	49.30	216398.00	55982.00	272380.00	44.55	212888.00	38409.00	251297.00	47.32
	TOTAL U. T.	420979.00	537365.00	958344.00	35.33	532098.00	679174.00	1211272.00	35.03	538788.00	734417.00	1273205.00	35.07
	TOTAL (STATE & UTs)	4899903.00	15061218.00	19961121.00	35.07	5634495.00	17500584.00	23135079.00	31.85	7266568.00	18392288.00	25658856.00	31.67

.. NICNET ..

## STATEMENT NO. ( 16 ): PLAN &amp; NON-PLAN BUDGETED EXPENDITURE ON TECHNICAL EDUCATION (Sub-head wise)

ACCOUNT: REVENUE ACCOUNT  
PROGRAM: ASSISTANCE TO UNIVERSITIES FOR TECHNICAL EDUCATION

(RUPEES IN THOUSANDS)

SL. NO.	STATE/UNI ON TERRITORY	2011-12(ACTUALS)			2012-13(R. E.)			2013-14(B. E.)					
		PLAN	NON-PLAN	TOTAL	PLAN	NON-PLAN	TOTAL	PLAN	NON-PLAN	TOTAL			
					% AGE TO TOTAL EXP. ON TEC. EDN.				% AGE TO TOTAL EXP. ON TEC. EDN.			% AGE TO TOTAL EXP. ON TEC. EDN.	
1	ANDHRA PRADESH	3123588.00	0.00	3123588.00	45.18	3898000.00	880000.00	4778000.00	53.72	5775000.00	960372.00	6735372.00	62.26
2	ARUNACHAL PRADESH	...	...	...	...	...	...	...	...	...	...	...	...
3	ASSAM	...	...	...	...	...	...	...	...	...	...	...	...
4	BIHAR	0.00	3752.00	3752.00	0.68	0.00	22500.00	22500.00	3.55	0.00	24010.00	24010.00	2.76
5	CHHATTI SGARH	16004.00	0.00	16004.00	3.22	13000.00	0.00	13000.00	1.14	13000.00	0.00	13000.00	1.22
6	GOA	...	...	...	...	...	...	...	...	...	...	...	...
7	GUJARAT	...	...	...	...	...	...	...	...	...	...	...	...
8	HARYANA	600000.00	0.00	600000.00	23.59	350000.00	0.00	350000.00	10.34	500000.00	0.00	500000.00	13.39
9	HIMACHAL PRADESH	...	...	...	...	...	...	...	...	...	...	...	...
10	JAMMU & KASHMIR	...	...	...	...	...	...	...	...	...	...	...	...
11	JHARKHAND	...	...	...	...	...	...	...	...	...	...	...	...
12	KARNATAKA	...	...	...	...	...	...	...	...	...	...	...	...
13	KERALA	120100.00	292560.00	412660.00	9.72	138515.00	360501.00	499016.00	11.08	155000.00	540000.00	695000.00	12.62
14	MADHYA PRADESH	...	...	...	...	...	...	...	...	...	...	...	...
15	MAHARASHTRA	27750.00	81830.00	109580.00	0.96	144000.00	114554.00	258554.00	1.78	40000.00	128933.00	168933.00	1.12
16	MANI PUR	...	...	...	...	...	...	...	...	...	...	...	...
17	MEGHALAYA	...	...	...	...	...	...	...	...	...	...	...	...
18	MIZORAM	...	...	...	...	...	...	...	...	...	...	...	...
19	NAGALAND	...	...	...	...	...	...	...	...	...	...	...	...
20	ODISHA	...	...	...	...	...	...	...	...	...	...	...	...
21	PUNJAB	...	...	...	...	...	...	...	...	...	...	...	...
22	RAJASTHAN	26100.00	0.00	26100.00	3.17	41321.00	1.00	41322.00	4.01	30002.00	1.00	30003.00	2.19
23	SIKKIM	...	...	...	...	...	...	...	...	...	...	...	...
24	TAMIL NADU	0.00	608956.00	608956.00	8.97	0.00	291870.00	291870.00	3.44	0.00	300603.00	300603.00	2.82
25	TRIPURA	...	...	...	...	...	...	...	...	...	...	...	...
26	UTTARAKHAND	...	...	...	...	...	...	...	...	...	...	...	...
27	UTTAR PRADESH	...	...	...	...	...	...	...	...	...	...	...	...
28	WEST BENGAL	4000.00	394734.00	398734.00	13.54	35000.00	473657.00	508657.00	11.63	25000.00	461664.00	486664.00	10.60
	TOTAL STATES	3917542.00	1381832.00	5299374.00	9.78	4619836.00	2143083.00	6762919.00	9.78	6538002.00	2415583.00	8953585.00	11.57
29	A. & N. ISLANDS	...	...	...	...	...	...	...	...	...	...	...	...
30	CHANDIGARH	...	...	...	...	...	...	...	...	...	...	...	...
31	DADRA & NAGAR HAVELI	...	...	...	...	...	...	...	...	...	...	...	...
32	DAMAN & DIU	...	...	...	...	...	...	...	...	...	...	...	...
33	DELHI	...	...	...	...	...	...	...	...	...	...	...	...
34	LAKSHADWEEP	...	...	...	...	...	...	...	...	...	...	...	...
35	PUDUCHERRY	...	...	...	...	...	...	...	...	...	...	...	...
	TOTAL U. T.	0.00	0.00	0.00	0.00	0.00	0.00	0.00	0.00	0.00	0.00	0.00	0.00
	TOTAL (STATE & UTs)	3917542.00	1381832.00	5299374.00	9.31	4619836.00	2143083.00	6762919.00	9.31	6538002.00	2415583.00	8953585.00	11.05

.. NICNET ..

## STATEMENT NO. ( 16 ): PLAN &amp; NON-PLAN BUDGETED EXPENDITURE ON TECHNICAL EDUCATION (Sub-head wise)

ACCOUNT: REVENUE ACCOUNT  
PROGRAM: ASSISTANCE TO NON-GOVT. COLLEGES

(RUPEES IN THOUSANDS)

SL. NO.	STATE/UNI ON TERRITORY	2011-12(ACTUALS)			% AGE TO TOTAL EXP. ON TEC. EDN.	2012-13(R. E.)			% AGE TO TOTAL EXP. ON TEC. EDN.	2013-14(B. E.)			% AGE TO TOTAL EXP. ON TEC. EDN.
		PLAN	NON-PLAN	TOTAL		PLAN	NON-PLAN	TOTAL		PLAN	NON-PLAN	TOTAL	
1	ANDHRA PRADESH	3860.00	7855.00	11715.00	0.17	3860.00	35390.00	39250.00	0.44	5000.00	37686.00	42686.00	0.39
2	ARUNACHAL PRADESH	...	...	...	...	...	...	...	...	...	...	...	...
3	ASSAM	...	...	...	...	...	...	...	...	...	...	...	...
4	BIHAR	0.00	51956.00	51956.00	9.41	0.00	0.00	0.00	0.00	0.00	1.00	1.00	0.00
5	CHHATTI SGARH	0.00	0.00	0.00	0.00	1000.00	0.00	1000.00	0.09	1000.00	0.00	1000.00	0.09
6	GOA	...	...	...	...	...	...	...	...	...	...	...	...
7	GUJARAT	...	...	...	...	...	...	...	...	...	...	...	...
8	HARYANA	76300.00	212716.00	289016.00	11.36	20000.00	224700.00	244700.00	7.23	26000.00	217700.00	243700.00	6.52
9	HIMACHAL PRADESH	...	...	...	...	...	...	...	...	...	...	...	...
10	JAMMU & KASHMIR	...	...	...	...	...	...	...	...	...	...	...	...
11	JHARKHAND	...	...	...	...	...	...	...	...	...	...	...	...
12	KARNATAKA	666131.00	1281555.00	1947686.00	48.88	643400.00	1050064.00	1693464.00	36.80	992600.00	1247121.00	2239721.00	37.79
13	KERALA	1000.00	614046.00	615046.00	14.48	5000.00	617931.00	622931.00	13.83	7500.00	697492.00	704992.00	12.80
14	MADHYA PRADESH	150500.00	300410.00	450910.00	21.52	102581.00	461501.00	564082.00	22.35	263500.00	381501.00	645001.00	25.81
15	MAHARASHTRA	81450.00	5060116.00	5141566.00	45.24	152000.00	6239464.00	6391464.00	44.11	150000.00	6780882.00	6930882.00	45.96
16	MANI PUR	...	...	...	...	...	...	...	...	...	...	...	...
17	MEGHALAYA	...	...	...	...	...	...	...	...	...	...	...	...
18	MIZORAM	...	...	...	...	...	...	...	...	...	...	...	...
19	NAGALAND	...	...	...	...	...	...	...	...	...	...	...	...
20	ODISHA	...	...	...	...	...	...	...	...	...	...	...	...
21	PUNJAB	...	...	...	...	...	...	...	...	...	...	...	...
22	RAJASTHAN	57149.00	39000.00	96149.00	11.68	38000.00	33000.00	71000.00	6.90	90000.00	37620.00	127620.00	9.31
23	SIKKIM	...	...	...	...	...	...	...	...	...	...	...	...
24	TAMIL NADU	0.00	322100.00	322100.00	4.74	0.00	329060.00	329060.00	3.88	0.00	378604.00	378604.00	3.55
25	TRIPURA	...	...	...	...	...	...	...	...	...	...	...	...
26	UTTARAKHAND	0.00	21000.00	21000.00	2.81	3000.00	24000.00	27000.00	3.51	0.00	26500.00	26500.00	2.95
27	UTTAR PRADESH	0.00	210450.00	210450.00	13.94	48700.00	217499.00	266199.00	11.52	22000.00	217499.00	239499.00	10.26
28	WEST BENGAL	...	...	...	...	...	...	...	...	...	...	...	...
	TOTAL STATES	1036390.00	8121204.00	9157594.00	16.89	1017541.00	9232609.00	10250150.00	14.82	1557600.00	10022606.00	11580206.00	14.96
29	A. & N. ISLANDS	...	...	...	...	...	...	...	...	...	...	...	...
30	CHANDIGARH	...	...	...	...	...	...	...	...	...	...	...	...
31	DADRA & NAGAR HAVELI	...	...	...	...	...	...	...	...	...	...	...	...
32	DAMAN & DIU	...	...	...	...	...	...	...	...	...	...	...	...
33	DELHI	...	...	...	...	...	...	...	...	...	...	...	...
34	LAKSHADWEEP	...	...	...	...	...	...	...	...	...	...	...	...
35	PUDUCHERRY	...	...	...	...	...	...	...	...	...	...	...	...
	TOTAL U. T.	0.00	0.00	0.00	0.00	0.00	0.00	0.00	0.00	0.00	0.00	0.00	0.00
	TOTAL (STATE & UTs)	1036390.00	8121204.00	9157594.00	16.09	1017541.00	9232609.00	10250150.00	14.11	1557600.00	10022606.00	11580206.00	14.29

.. NI CNET ..

## STATEMENT NO. ( 16 ): PLAN &amp; NON-PLAN BUDGETED EXPENDITURE ON TECHNICAL EDUCATION (Sub-head wise)

ACCOUNT: REVENUE ACCOUNT  
PROGRAM: ENGINEERING COLLEGES AND INSTITUTIONS

(RUPEES IN THOUSANDS)

SL. NO.	STATE/UNION TERRITORY	2011-12(ACTUALS)				2012-13(R. E.)				2013-14(B. E.)			
		PLAN	NON-PLAN	TOTAL	% AGE TO TOTAL EXP. ON TEC. EDN.	PLAN	NON-PLAN	TOTAL	% AGE TO TOTAL EXP. ON TEC. EDN.	PLAN	NON-PLAN	TOTAL	% AGE TO TOTAL EXP. ON TEC. EDN.
1	ANDHRA PRADESH	0.00	21493.00	21493.00	0.31	0.00	44341.00	44341.00	0.50	0.00	50042.00	50042.00	0.46
2	ARUNACHAL PRADESH	...	...	...	...	...	...	...	...	...	...	...	...
3	ASSAM	105256.00	232525.00	337781.00	29.95	15000.00	315126.00	330126.00	20.79	15450.00	0.00	15450.00	1.76
4	BIHAR	11686.00	186681.00	198367.00	35.92	30016.00	196528.00	226544.00	35.76	31160.00	216047.00	247207.00	28.46
5	CHHATTI SGARH	40412.00	88065.00	128477.00	25.86	120090.00	127010.00	247100.00	21.60	128880.00	144160.00	273040.00	25.68
6	GOA	78603.00	128359.00	206962.00	29.84	95207.00	153200.00	248407.00	36.38	112027.00	166800.00	278827.00	35.69
7	GUJARAT	565936.00	904697.00	1470633.00	41.32	995227.00	777065.00	1772292.00	39.04	1437185.00	851840.00	2289025.00	42.05
8	HARYANA	0.00	114750.00	114750.00	4.51	457200.00	108600.00	565800.00	16.71	360000.00	108600.00	468600.00	12.55
9	HIMACHAL PRADESH	5418.00	31468.00	36886.00	15.63	29180.00	39746.00	68926.00	19.54	15003.00	39705.00	54708.00	16.52
10	JAMMU & KASHMIR	0.00	63522.00	63522.00	11.43	0.00	80690.00	80690.00	9.97	0.00	115063.00	115063.00	12.25
11	JHARKHAND	2680.00	173073.00	175753.00	27.71	7400.00	171438.00	178838.00	16.95	14800.00	172726.00	187526.00	16.68
12	KARNATAKA	256463.00	19200.00	275663.00	6.92	284010.00	32133.00	316143.00	6.87	320400.00	33168.00	353568.00	5.97
13	KERALA	193443.00	1045981.00	1239424.00	29.18	312411.00	956422.00	1268833.00	28.16	757100.00	1147709.00	1904809.00	34.59
14	MADHYA PRADESH	136280.00	202784.00	339064.00	16.18	173736.00	290591.00	464327.00	18.40	143500.00	368299.00	511799.00	20.48
15	MAHARASHTRA	142998.00	279488.00	422486.00	3.72	911380.00	754808.00	1666188.00	11.50	1038700.00	746050.00	1784750.00	11.84
16	MANI PUR	...	...	...	...	...	...	...	...	...	...	...	...
17	MEGHALAYA	...	...	...	...	...	...	...	...	...	...	...	...
18	MIZORAM	...	...	...	...	...	...	...	...	...	...	...	...
19	NAGALAND	...	...	...	...	...	...	...	...	...	...	...	...
20	ODISHA	145500.00	228129.00	373629.00	32.21	238734.00	256422.00	495156.00	49.00	110000.00	327281.00	437281.00	47.77
21	PUNJAB	...	...	...	...	...	...	...	...	...	...	...	...
22	RAJASTHAN	...	...	...	...	...	...	...	...	...	...	...	...
23	SIKKIM	...	...	...	...	...	...	...	...	...	...	...	...
24	TAMIL NADU	630674.00	27289.00	657963.00	9.69	555226.00	59146.00	614372.00	7.24	629486.00	97388.00	726874.00	6.81
25	TRIPURA	0.00	23433.00	23433.00	33.13	0.00	49000.00	49000.00	36.47	0.00	56350.00	56350.00	36.02
26	UTTARAKHAND	135630.00	162030.00	297660.00	39.82	91009.00	192002.00	283011.00	36.79	112365.00	241002.00	353367.00	39.35
27	UTTAR PRADESH	3500.00	170305.00	173805.00	11.51	213002.00	202945.00	415947.00	18.00	213004.00	203108.00	416112.00	17.83
28	WEST BENGAL	104860.00	281695.00	386555.00	13.12	559335.00	334281.00	893616.00	20.42	389030.00	358921.00	747951.00	16.30
	TOTAL STATES	2559339.00	4384967.00	6944306.00	12.81	5088163.00	5141494.00	10229657.00	14.79	5828090.00	5444259.00	11272349.00	14.57
29	A. & N. ISLANDS	...	...	...	...	...	...	...	...	...	...	...	...
30	CHANDIGARH	93999.00	181471.00	275470.00	66.05	143900.00	254800.00	398700.00	70.14	190300.00	258600.00	448900.00	76.38
31	DADRA & NAGAR HAVELI	...	...	...	...	...	...	...	...	...	...	...	...
32	DAMAN & DIU	...	...	...	...	...	...	...	...	...	...	...	...
33	DELHI	1008632.00	144532.00	1153164.00	67.27	1046200.00	315518.00	1361718.00	65.57	1247500.00	214306.00	1461806.00	64.35
34	LAKSHADWEEP	...	...	...	...	...	...	...	...	...	...	...	...
35	PUDUCHERRY	192700.00	0.00	192700.00	48.88	331100.00	0.00	331100.00	54.16	224000.00	0.00	224000.00	42.18
	TOTAL U. T.	1295331.00	326003.00	1621334.00	59.77	1521200.00	570318.00	2091518.00	60.48	1661800.00	472906.00	2134706.00	58.80
	TOTAL (STATE & UTs)	3854670.00	4710970.00	8565640.00	15.05	6609363.00	5711812.00	12321175.00	16.96	7489890.00	5917165.00	13407055.00	16.55

NICNET

STATEMENT NO. ( 16 ): PLAN & NON-PLAN BUDGETED EXPENDITURE ON TECHNICAL EDUCATION (Sub-head wise)

ACCOUNT: REVENUE ACCOUNT  
PROGRAM: SCHOLARSHIPS

(RUPEES IN THOUSANDS)

SL. NO.	STATE/UNI ON TERRITORY	2011-12(ACTUALS)				2012-13(R. E.)				2013-14(B. E.)			
		PLAN	NON-PLAN	TOTAL	% AGE TO TOTAL EXP. ON TEC. EDN.	PLAN	NON-PLAN	TOTAL	% AGE TO TOTAL EXP. ON TEC. EDN.	PLAN	NON-PLAN	TOTAL	% AGE TO TOTAL EXP. ON TEC. EDN.
1	ANDHRA PRADESH	0.00	6521.00	6521.00	0.09	1900.00	13500.00	15400.00	0.17	1400.00	13500.00	14900.00	0.14
2	ARUNACHAL PRADESH	...	...	...	...	...	...	...	...	...	...	...	...
3	ASSAM	158.00	2048.00	2206.00	0.20	1750.00	4550.00	6300.00	0.40	0.00	4550.00	4550.00	0.52
4	BIHAR	...	...	...	...	...	...	...	...	...	...	...	...
5	CHHATTI SGARH	265.00	18.00	283.00	0.06	600.00	50.00	650.00	0.06	600.00	50.00	650.00	0.06
6	GOA	...	...	...	...	...	...	...	...	...	...	...	...
7	GUJARAT	...	...	...	...	...	...	...	...	...	...	...	...
8	HARYANA	0.00	15124.00	15124.00	0.59	0.00	14200.00	14200.00	0.42	0.00	14000.00	14000.00	0.37
9	HIMACHAL PRADESH	...	...	...	...	...	...	...	...	...	...	...	...
10	JAMMU & KASHMIR	...	...	...	...	...	...	...	...	...	...	...	...
11	JHARKHAND	...	...	...	...	...	...	...	...	...	...	...	...
12	KARNATAKA	120987.00	7317.00	128304.00	3.22	141000.00	7600.00	148600.00	3.23	115400.00	7904.00	123304.00	2.08
13	KERALA	0.00	0.00	0.00	0.00	1.00	101.00	102.00	0.00	0.00	101.00	101.00	0.00
14	MADHYA PRADESH	0.00	161.00	161.00	0.01	0.00	700.00	700.00	0.03	0.00	700.00	700.00	0.03
15	MAHARASHTRA	0.00	2387297.00	2387297.00	21.00	0.00	2200235.00	2200235.00	15.18	0.00	2200239.00	2200239.00	14.59
16	MANI PUR	0.00	0.00	0.00	0.00	0.00	350.00	350.00	0.40	0.00	350.00	350.00	0.37
17	MEGHALAYA	3769.00	0.00	3769.00	2.86	8629.00	380.00	9009.00	5.21	7078.00	395.00	7473.00	5.47
18	MIZORAM	...	...	...	...	...	...	...	...	...	...	...	...
19	NAGALAND	7500.00	8098.00	15598.00	17.20	7500.00	18100.00	25600.00	23.47	1000.00	16500.00	17500.00	17.77
20	ODISHA	...	...	...	...	...	...	...	...	...	...	...	...
21	PUNJAB	0.00	16.00	16.00	0.00	0.00	50.00	50.00	0.00	0.00	45.00	45.00	0.00
22	RAJASTHAN	0.00	0.00	0.00	0.00	0.00	0.00	0.00	0.00	1.00	0.00	1.00	0.00
23	SIKKIM	...	...	...	...	...	...	...	...	...	...	...	...
24	TAMIL NADU	58597.00	57.00	58654.00	0.86	0.00	120.00	120.00	0.00	0.00	120.00	120.00	0.00
25	TRIPURA	835.00	0.00	835.00	1.18	1300.00	0.00	1300.00	0.97	1400.00	0.00	1400.00	0.89
26	UTTARAKHAND	...	...	...	...	...	...	...	...	...	...	...	...
27	UTTAR PRADESH	...	...	...	...	...	...	...	...	...	...	...	...
28	WEST BENGAL	0.00	0.00	0.00	0.00	6010.00	19.00	6029.00	0.14	110.00	21.00	131.00	0.00
	TOTAL STATES	192111.00	2426657.00	2618768.00	4.83	168690.00	2259955.00	2428645.00	3.51	126989.00	2258475.00	2385464.00	3.08
29	A. & N. ISLANDS	...	...	...	...	...	...	...	...	...	...	...	...
30	CHANDIGARH	...	...	...	...	...	...	...	...	...	...	...	...
31	DADRA & NAGAR HAVELI	...	...	...	...	...	...	...	...	...	...	...	...
32	DAMAN & DIU	...	...	...	...	...	...	...	...	...	...	...	...
33	DELHI	...	...	...	...	...	...	...	...	...	...	...	...
34	LAKSHADWEEP	...	...	...	...	...	...	...	...	...	...	...	...
35	PUDUCHERRY	0.00	0.00	0.00	0.00	0.00	46.00	46.00	0.01	0.00	100.00	100.00	0.02
	TOTAL U. T.	0.00	0.00	0.00	0.00	0.00	46.00	46.00	0.00	0.00	100.00	100.00	0.00
	TOTAL (STATE & UTs)	192111.00	2426657.00	2618768.00	4.60	168690.00	2260001.00	2428691.00	3.34	126989.00	2258575.00	2385564.00	2.94

.. NICNET ..

STATEMENT NO. ( 16 ): PLAN & NON-PLAN BUDGETED EXPENDITURE ON TECHNICAL EDUCATION (Sub-head wise)

ACCOUNT: REVENUE ACCOUNT  
PROGRAM: TRAINING

(RUPEES IN THOUSANDS)

SL. NO.	STATE/UNIT/TERRITORY	2011-12(ACTUALS)				2012-13(R. E.)				2013-14(B. E.)			
		PLAN	NON-PLAN	TOTAL	% AGE TO TOTAL EXP. ON TEC. EDN.	PLAN	NON-PLAN	TOTAL	% AGE TO TOTAL EXP. ON TEC. EDN.	PLAN	NON-PLAN	TOTAL	% AGE TO TOTAL EXP. ON TEC. EDN.
1	ANDHRA PRADESH	116.00	0.00	116.00	0.00	380.00	0.00	380.00	0.00	500.00	0.00	500.00	0.00
2	ARUNACHAL PRADESH	...	...	...	...	...	...	...	...	...	...	...	...
3	ASSAM	...	...	...	...	...	...	...	...	...	...	...	...
4	BIHAR	...	...	...	...	...	...	...	...	...	...	...	...
5	CHHATTI SGARH	...	...	...	...	...	...	...	...	...	...	...	...
6	GOA	...	...	...	...	...	...	...	...	...	...	...	...
7	GUJARAT	46.00	0.00	46.00	0.00	1000.00	0.00	1000.00	0.02	11000.00	0.00	11000.00	0.20
8	HARYANA	...	...	...	...	...	...	...	...	...	...	...	...
9	HIMACHAL PRADESH	...	...	...	...	...	...	...	...	...	...	...	...
10	JAMMU & KASHMIR	...	...	...	...	...	...	...	...	...	...	...	...
11	JHARKHAND	2700.00	0.00	2700.00	0.43	0.00	0.00	0.00	0.00	3700.00	0.00	3700.00	0.33
12	KARNATAKA	0.00	0.00	0.00	0.00	500.00	0.00	500.00	0.01	500.00	0.00	500.00	0.01
13	KERALA	72991.00	39269.00	112260.00	2.64	29300.00	39466.00	68766.00	1.53	43550.00	46182.00	89732.00	1.63
14	MADHYA PRADESH	0.00	0.00	0.00	0.00	1200.00	1.00	1201.00	0.05	2000.00	1.00	2001.00	0.08
15	MAHARASHTRA	...	...	...	...	...	...	...	...	...	...	...	...
16	MANI PUR	...	...	...	...	...	...	...	...	...	...	...	...
17	MEGHALAYA	...	...	...	...	...	...	...	...	...	...	...	...
18	MIZORAM	...	...	...	...	...	...	...	...	...	...	...	...
19	NAGALAND	...	...	...	...	...	...	...	...	...	...	...	...
20	ODISHA	...	...	...	...	...	...	...	...	...	...	...	...
21	PUNJAB	...	...	...	...	...	...	...	...	...	...	...	...
22	RAJASTHAN	...	...	...	...	...	...	...	...	...	...	...	...
23	SIKKIM	...	...	...	...	...	...	...	...	...	...	...	...
24	TAMIL NADU	...	...	...	...	...	...	...	...	...	...	...	...
25	TRIPURA	...	...	...	...	...	...	...	...	...	...	...	...
26	UTTARAKHAND	...	...	...	...	...	...	...	...	...	...	...	...
27	UTTAR PRADESH	...	...	...	...	...	...	...	...	...	...	...	...
28	WEST BENGAL	0.00	14407.00	14407.00	0.49	0.00	16632.00	16632.00	0.38	0.00	17880.00	17880.00	0.39
	TOTAL STATES	75853.00	53676.00	129529.00	0.24	32380.00	56099.00	88479.00	0.13	61250.00	64063.00	125313.00	0.16
29	A. & N. ISLANDS	...	...	...	...	...	...	...	...	...	...	...	...
30	CHANDIGARH	...	...	...	...	...	...	...	...	...	...	...	...
31	DADRA & NAGAR HAVELI	...	...	...	...	...	...	...	...	...	...	...	...
32	DAMAN & DIU	...	...	...	...	...	...	...	...	...	...	...	...
33	DELHI	...	...	...	...	...	...	...	...	...	...	...	...
34	LAKSHADWEEP	...	...	...	...	...	...	...	...	...	...	...	...
35	PUDUCHERRY	...	...	...	...	...	...	...	...	...	...	...	...
	TOTAL U. T.	0.00	0.00	0.00	0.00	0.00	0.00	0.00	0.00	0.00	0.00	0.00	0.00
	TOTAL (STATE & UTs)	75853.00	53676.00	129529.00	0.23	32380.00	56099.00	88479.00	0.12	61250.00	64063.00	125313.00	0.15

.. NICNET ..

## STATEMENT NO. ( 16 ): PLAN &amp; NON-PLAN BUDGETED EXPENDITURE ON TECHNICAL EDUCATION (Sub-head wise)

ACCOUNT: REVENUE ACCOUNT  
PROGRAM: OTHER EXPENDITURE

(RUPEES IN THOUSANDS)

SL. NO.	STATE/UNI ON TERRITORY	2011-12(ACTUALS)			2012-13(R. E.)			2013-14(B. E.)					
		PLAN	NON-PLAN	TOTAL	PLAN	NON-PLAN	TOTAL	PLAN	NON-PLAN	TOTAL			
					% AGE TO TOTAL EXP. ON TEC. EDN.				% AGE TO TOTAL EXP. ON TEC. EDN.			% AGE TO TOTAL EXP. ON TEC. EDN.	
1	ANDHRA PRADESH	975336.00	0.00	975336.00	14.11	1254736.00	0.00	1254736.00	14.11	785900.00	0.00	785900.00	7.26
2	ARUNACHAL PRADESH	..	..	..	..	..	..	..	..	..	..	..	..
3	ASSAM	1984.00	0.00	1984.00	0.18	0.00	0.00	0.00	0.00	0.00	0.00	0.00	0.00
4	BIHAR	8006.00	0.00	8006.00	1.45	85700.00	0.00	85700.00	13.53	282022.00	3535.00	285557.00	32.87
5	CHHATTI SGARH	7642.00	14542.00	22184.00	4.46	103100.00	17700.00	120800.00	10.56	113000.00	15700.00	128700.00	12.10
6	GOA	..	..	..	..	..	..	..	..	..	..	..	..
7	GUJARAT	129313.00	58880.00	188193.00	5.29	198715.00	60155.00	258870.00	5.70	292219.00	64990.00	357209.00	6.56
8	HARYANA	10810.00	585.00	11395.00	0.45	151800.00	230.00	152030.00	4.49	250000.00	500.00	250500.00	6.71
9	HIMACHAL PRADESH	..	..	..	..	..	..	..	..	..	..	..	..
10	JAMMU & KASHMIR	..	..	..	..	..	..	..	..	..	..	..	..
11	JHARKHAND	251884.00	153.00	252037.00	39.74	730150.00	330.00	730480.00	69.24	229200.00	350.00	229550.00	20.42
12	KARNATAKA	77568.00	66299.00	143867.00	3.61	520000.00	91000.00	611000.00	13.28	889200.00	94640.00	983840.00	16.60
13	KERALA	194729.00	63983.00	258712.00	6.09	248802.00	54578.00	303380.00	6.73	35000.00	46337.00	81337.00	1.48
14	MADHYA PRADESH	53136.00	13999.00	67135.00	3.20	92001.00	9000.00	101001.00	4.00	72500.00	10000.00	82500.00	3.30
15	MAHARASHTRA	57560.00	24458.00	82018.00	0.72	79140.00	28749.00	107889.00	0.74	75900.00	31660.00	107560.00	0.71
16	MANI PUR	7690.00	0.00	7690.00	14.27	0.00	0.00	0.00	0.00	0.00	0.00	0.00	0.00
17	MEGHALAYA	3830.00	0.00	3830.00	2.91	8300.00	140.00	8440.00	4.88	5601.00	155.00	5756.00	4.21
18	MIZORAM	..	..	..	..	..	..	..	..	..	..	..	..
19	NAGALAND	..	..	..	..	..	..	..	..	..	..	..	..
20	ODISHA	188548.00	148268.00	336816.00	29.04	80822.00	164672.00	245494.00	24.29	3322.00	218543.00	221865.00	24.24
21	PUNJAB	0.00	127900.00	127900.00	16.83	2025.00	665714.00	667739.00	49.64	0.00	135699.00	135699.00	13.75
22	RAJASTHAN	900.00	0.00	900.00	0.11	25400.00	0.00	25400.00	2.47	77601.00	0.00	77601.00	5.66
23	SIKKIM	..	..	..	..	..	..	..	..	..	..	..	..
24	TAMIL NADU	436431.00	213051.00	649482.00	9.56	755183.00	240312.00	995495.00	11.74	981738.00	240779.00	1222517.00	11.45
25	TRIPURA	3608.00	2977.00	6585.00	9.31	3500.00	4840.00	8340.00	6.21	5416.00	8025.00	13441.00	8.59
26	UTTARAKHAND	8154.00	15358.00	23512.00	3.15	30000.00	22700.00	52700.00	6.85	50000.00	28385.00	78385.00	8.73
27	UTTAR PRADESH	10030.00	39692.00	49722.00	3.29	4003.00	43963.00	47966.00	2.08	5500.00	98849.00	104349.00	4.47
28	WEST BENGAL	1046291.00	72778.00	1119069.00	37.99	1598036.00	100759.00	1698795.00	38.83	1845420.00	108851.00	1954271.00	42.58
	TOTAL STATES	3473450.00	862923.00	4336373.00	8.00	5971413.00	1504842.00	7476255.00	10.81	5999539.00	1106998.00	7106537.00	9.18
29	A. & N. ISLANDS	..	..	..	..	..	..	..	..	..	..	..	..
30	CHANDIGARH	..	..	..	..	..	..	..	..	..	..	..	..
31	DADRA & NAGAR HAVELI	..	..	..	..	..	..	..	..	..	..	..	..
32	DAMAN & DIU	1851.00	0.00	1851.00	3.86	3800.00	0.00	3800.00	6.68	4000.00	0.00	4000.00	5.33
33	DELHI	1972.00	0.00	1972.00	0.12	2100.00	0.00	2100.00	0.10	4100.00	0.00	4100.00	0.18
34	LAKSHADWEEP	..	..	..	..	..	..	..	..	..	..	..	..
35	PUDUCHERRY	0.00	0.00	0.00	0.00	0.00	0.00	0.00	0.00	47001.00	0.00	47001.00	8.85
	TOTAL U. T.	3823.00	0.00	3823.00	0.14	5900.00	0.00	5900.00	0.17	55101.00	0.00	55101.00	1.52
	TOTAL (STATE & UTs)	3477273.00	862923.00	4340196.00	7.63	5977313.00	1504842.00	7482155.00	10.30	6054640.00	1106998.00	7161638.00	8.84

.. NICNET ..

## STATEMENT NO. ( 17 ): PLAN &amp; NON-PLAN BUDGETED EXPENDITURE ON GENERAL EDUCATION PROGRAMMES

ACCOUNT: REVENUE ACCOUNT  
PROGRAM: TOTAL EXPENDITURE

(RUPEES IN THOUSANDS)

SL. NO.	STATE/UNI ON TERRITORY	2011-12(ACTUALS)				2012-13(R. E.)				2013-14(B. E.)			
		PLAN	NON-PLAN	TOTAL	% AGE TO TOTAL EXP. ON EDUCATION	PLAN	NON-PLAN	TOTAL	% AGE TO TOTAL EXP. ON EDUCATION	PLAN	NON-PLAN	TOTAL	% AGE TO TOTAL EXP. ON EDUCATION
1	ANDHRA PRADESH	4032.00	674510.00	678542.00	0.48	23424.00	809965.00	833389.00	0.50	25924.00	1145681.00	1171605.00	0.61
2	ARUNACHAL PRADESH	67555.00	41282.00	108837.00	2.30	12555.00	44018.00	56573.00	0.84	16600.00	45609.00	62209.00	1.02
3	ASSAM	7485.00	171286.00	178771.00	0.29	12765.00	250397.00	263162.00	0.31	17765.00	241145.00	258910.00	0.28
4	BIHAR	59162.00	166922.00	226084.00	0.23	57000.00	266719.00	836719.00	0.58	930001.00	239704.00	1169705.00	0.71
5	CHHATTI SGARH	159489.00	37435.00	196924.00	0.48	448600.00	91390.00	539990.00	0.97	449300.00	106130.00	555430.00	0.76
6	GOA	5706.00	63697.00	69403.00	0.86	8500.00	72986.00	81486.00	0.87	9500.00	83752.00	93252.00	0.87
7	GUJARAT	919555.00	659248.00	1578803.00	1.37	923886.00	954780.00	1878666.00	1.44	2088283.00	1075020.00	3163303.00	2.27
8	HARYANA												
9	HIMACHAL PRADESH	113753.00	64715.00	178468.00	0.67	45963.00	71569.00	117532.00	0.37	66913.00	81996.00	148909.00	0.42
10	JAMMU & KASHMIR	0.00	21851.00	21851.00	0.09	0.00	30009.00	30009.00	0.10	0.00	32262.00	32262.00	0.10
11	JHARKHAND												
12	KARNATAKA	1513790.00	14340.00	1528130.00	1.28	1964351.00	26959.00	1991310.00	1.28	5345827.00	28217.00	5374044.00	2.96
13	KERALA	340258.00	446270.00	786528.00	0.86	773930.00	328386.00	1102316.00	1.14	830500.00	204348.00	1034848.00	0.91
14	MADHYA PRADESH	906209.00	153158.00	1059367.00	1.11	1171744.00	227339.00	1399083.00	1.15	1022044.00	278147.00	1300191.00	0.96
15	MAHARASHTRA	437156.00	729854.00	1167010.00	0.42	311917.00	1005305.00	1317222.00	0.41	591249.00	1060911.00	1652160.00	0.46
16	MANI PUR	5740.00	79146.00	84886.00	1.44	16175.00	110260.00	126435.00	1.76	11050.00	99777.00	110827.00	1.43
17	MEGHALAYA	78082.00	172720.00	250802.00	2.78	30000.00	199026.00	229026.00	3.09	123000.00	216315.00	339315.00	4.04
18	MIZORAM	19372.00	78779.00	98151.00	1.75	68918.00	87970.00	156888.00	2.28	28886.00	118470.00	147356.00	2.14
19	NAGALAND												
20	ODISHA	155457.00	28696.00	184153.00	0.26	699218.00	39532.00	738750.00	0.92	200401.00	41965.00	242366.00	0.27
21	PUNJAB	0.00	235597.00	235597.00	0.46	0.00	290861.00	290861.00	0.40	0.00	284880.00	284880.00	0.42
22	RAJASTHAN	3334.00	157162.00	160496.00	0.14	82790.00	169590.00	252380.00	0.19	96726.00	184711.00	281437.00	0.18
23	SIKKIM	84956.00	59577.00	144533.00	5.44	123223.00	58163.00	181386.00	5.77	356731.00	61036.00	417767.00	12.27
24	TAMIL NADU	19999.00	0.00	19999.00	0.01	910.00	0.00	910.00	0.00	1000.00	0.00	1000.00	0.00
25	TRIPURA	667.00	61238.00	61905.00	0.52	620.00	67102.00	67722.00	0.49	1700.00	76606.00	78306.00	0.48
26	UTTARAKHAND	6737.00	90494.00	97231.00	0.29	6656.00	122276.00	128932.00	0.33	7480.00	133783.00	141263.00	0.32
27	UTTAR PRADESH	674623.00	362565.00	1037188.00	0.43	828350.00	314932.00	1143282.00	0.39	1041188.00	354302.00	1395490.00	0.43
28	WEST BENGAL	379056.00	1545091.00	1924147.00	1.28	295875.00	1511096.00	1806971.00	1.05	378060.00	1600476.00	1978536.00	1.06
	TOTAL STATES	5962173.00	6115633.00	12077806.00	0.59	8420370.00	7150630.00	15571000.00	0.62	13640128.00	7795243.00	21435371.00	0.76
29	A. & N. ISLANDS	43791.00	36702.00	80493.00	2.51	124521.00	42005.00	166526.00	4.38	164895.00	36221.00	201116.00	5.08
30	CHANDIGARH	498.00	30171.00	30669.00	0.88	400.00	34174.00	34574.00	0.84	500.00	38407.00	38907.00	0.84
31	DADRA & NAGAR HAVELI	42024.00	6298.00	48322.00	6.35	38350.00	5600.00	43950.00	4.24	32482.00	6800.00	39282.00	3.72
32	DAMAN & DIU	12610.00	1850.00	14460.00	2.79	24400.00	1900.00	26300.00	4.23	22300.00	3100.00	25400.00	3.54
33	DELHI	451324.00	449154.00	900478.00	2.62	650700.00	496965.00	1147665.00	2.79	984200.00	581290.00	1565490.00	3.29
34	LAKSHADWEEP	6824.00	349095.00	355919.00	38.67	192500.00	782100.00	974600.00	99.12	0.00	685300.00	685300.00	63.87
35	PUDUCHERRY	49139.00	59164.00	108303.00	2.41	19785.00	59921.00	79706.00	1.62	25660.00	68594.00	94254.00	1.61
	TOTAL U. T.	606210.00	932434.00	1538644.00	3.22	1050656.00	1422665.00	2473321.00	4.37	1230037.00	1419712.00	2649749.00	4.09
	TOTAL (STATE & UTs)	6568383.00	7048067.00	13616450.00	0.65	9471026.00	8573295.00	18044321.00	0.71	14870165.00	9214955.00	24085120.00	0.84
	CENTRE TOTAL	414823.00	1067559.00	1482382.00	0.25	562100.00	1419500.00	1981600.00	0.30	1192500.00	1564500.00	2757000.00	0.35
	GRAND TOTAL	6983206.00	8115626.00	15098832.00	0.56	10033126.00	9992795.00	20025921.00	0.62	16062665.00	10779455.00	26842120.00	0.73

.. NICNET ..



## STATEMENT NO. ( 18 ): PLAN &amp; NON-PLAN BUDGETED EXPENDITURE ON GENERAL EDUCATION PROGRAMMES (Sub-head wise)

ACCOUNT: REVENUE ACCOUNT  
PROGRAM: DIRECTION & ADMINISTRATION

(RUPEES IN THOUSANDS)

SL. NO.	STATE/UNIT/TERRITORY	2011-12(ACTUALS)				2012-13(R. E.)				2013-14(B. E.)			
		PLAN	NON-PLAN	TOTAL	% AGE TO TOTAL EXP. ON GENERAL	PLAN	NON-PLAN	TOTAL	% AGE TO TOTAL EXP. ON GENERAL	PLAN	NON-PLAN	TOTAL	% AGE TO TOTAL EXP. ON GENERAL
1	ANDHRA PRADESH	0.00	596743.00	596743.00	87.94	2113.00	714977.00	717090.00	86.05	2113.00	1039744.00	1041857.00	88.93
2	ARUNACHAL PRADESH	15764.00	41282.00	57046.00	52.41	12555.00	44018.00	56573.00	100.00	16600.00	45609.00	62209.00	100.00
3	ASSAM	798.00	50065.00	50863.00	28.45	1780.00	60340.00	62120.00	23.61	2020.00	59267.00	61287.00	23.67
4	BIHAR	0.00	33753.00	33753.00	14.93	40000.00	51387.00	451387.00	53.95	350000.00	66187.00	416187.00	35.58
5	CHHATTI SGARH	16380.00	35198.00	51578.00	26.19	25700.00	88180.00	113880.00	21.09	26100.00	103730.00	129830.00	23.37
6	GOA	5706.00	63522.00	69228.00	99.75	8500.00	72886.00	81386.00	99.88	9500.00	83652.00	93152.00	99.89
7	GUJARAT	312525.00	335164.00	647689.00	41.02	447193.00	350189.00	797382.00	42.44	553792.00	398284.00	952076.00	30.10
8	HARYANA	...	...	...	...	...	...	...	...	...	...	...	...
9	HIMACHAL PRADESH	...	...	...	...	...	...	...	...	...	...	...	...
10	JAMMU & KASHMIR	...	...	...	...	...	...	...	...	...	...	...	...
11	JHARKHAND	...	...	...	...	...	...	...	...	...	...	...	...
12	KARNATAKA	0.00	3823.00	3823.00	0.25	0.00	5331.00	5331.00	0.27	0.00	5490.00	5490.00	0.10
13	KERALA	...	...	...	...	...	...	...	...	...	...	...	...
14	MADHYA PRADESH	799635.00	128350.00	927985.00	87.60	931000.00	133069.00	1064069.00	76.05	800999.00	183163.00	984162.00	75.69
15	MAHARASHTRA	10177.00	397897.00	408074.00	34.97	7518.00	604970.00	612488.00	46.50	11460.00	606502.00	617962.00	37.40
16	MANI PUR	1811.00	40457.00	42268.00	49.79	12140.00	68251.00	80391.00	63.58	6920.00	55727.00	62647.00	56.53
17	MEGHALAYA	0.00	271.00	271.00	0.11	0.00	326.00	326.00	0.14	0.00	336.00	336.00	0.10
18	MIZORAM	5288.00	33388.00	38676.00	39.40	7211.00	35070.00	42281.00	26.95	7511.00	43670.00	51181.00	34.73
19	NAGALAND	...	...	...	...	...	...	...	...	...	...	...	...
20	ODISHA	0.00	23366.00	23366.00	12.69	3.00	24756.00	24759.00	3.35	4552.00	26862.00	31414.00	12.96
21	PUNJAB	0.00	235512.00	235512.00	99.96	0.00	289061.00	289061.00	99.38	0.00	283202.00	283202.00	99.41
22	RAJASTHAN	...	...	...	...	...	...	...	...	...	...	...	...
23	SIKKIM	49638.00	59577.00	109215.00	75.56	50588.00	58163.00	108751.00	59.96	271731.00	61036.00	332767.00	79.65
24	TAMIL NADU	...	...	...	...	...	...	...	...	...	...	...	...
25	TRIPURA	667.00	61238.00	61905.00	100.00	620.00	67102.00	67722.00	100.00	1700.00	76606.00	78306.00	100.00
26	UTTARAKHAND	2858.00	14.00	2872.00	2.95	4166.00	0.00	4166.00	3.23	4770.00	0.00	4770.00	3.38
27	UTTAR PRADESH	0.00	20459.00	20459.00	1.97	0.00	24788.00	24788.00	2.17	0.00	26940.00	26940.00	1.93
28	WEST BENGAL	9352.00	1046495.00	1055847.00	54.87	59060.00	627424.00	686484.00	37.99	62020.00	638503.00	700523.00	35.41
	TOTAL STATES	1230599.00	3206574.00	4437173.00	36.74	1970147.00	3320288.00	5290435.00	33.98	2131788.00	3804510.00	5936298.00	27.69
29	A. & N. ISLANDS	29112.00	36407.00	65519.00	81.40	55813.00	41705.00	97518.00	58.56	50473.00	34764.00	85237.00	42.38
30	CHANDIGARH	498.00	30045.00	30543.00	99.59	400.00	33874.00	34274.00	99.13	500.00	37907.00	38407.00	98.71
31	DADRA & NAGAR HAVELI	10124.00	6298.00	16422.00	33.98	12350.00	5600.00	17950.00	40.84	2482.00	6800.00	9282.00	23.63
32	DAMAN & DIU	...	...	...	...	...	...	...	...	...	...	...	...
33	DELHI	0.00	139460.00	139460.00	15.49	0.00	155500.00	155500.00	13.55	0.00	187900.00	187900.00	12.00
34	LAKSHADWEEP	0.00	7187.00	7187.00	2.02	0.00	0.00	0.00	0.00	0.00	9500.00	9500.00	1.39
35	PUDUCHERRY	7357.00	55085.00	62442.00	57.65	7210.00	56297.00	63507.00	79.68	10416.00	64323.00	74739.00	79.30
	TOTAL U. T.	47091.00	274482.00	321573.00	20.90	75773.00	292976.00	368749.00	14.91	63871.00	341194.00	405065.00	15.29
	TOTAL (STATE & UTs)	1277690.00	3481056.00	4758746.00	34.95	2045920.00	3613264.00	5659184.00	31.36	2195659.00	4145704.00	6341363.00	26.33

... NI CNET ...

STATEMENT NO. ( 18 ): PLAN & NON-PLAN BUDGETED EXPENDITURE ON GENERAL EDUCATION PROGRAMMES (Sub-head wise)

ACCOUNT: REVENUE ACCOUNT  
PROGRAM: SCHOLARSHIPS

(RUPEES IN THOUSANDS)

SL. NO.	STATE/UNIT/TERRITORY	2011-12(ACTUALS)				2012-13(R. E.)				2013-14(B. E.)			
		PLAN	NON-PLAN	TOTAL	% AGE TO TOTAL EXP. ON GENERAL	PLAN	NON-PLAN	TOTAL	% AGE TO TOTAL EXP. ON GENERAL	PLAN	NON-PLAN	TOTAL	% AGE TO TOTAL EXP. ON GENERAL
1	ANDHRA PRADESH	...	...	...	...	...	...	...	...	...	...	...	...
2	ARUNACHAL PRADESH	...	...	...	...	...	...	...	...	...	...	...	...
3	ASSAM	...	...	...	...	...	...	...	...	...	...	...	...
4	BIHAR	...	...	...	...	...	...	...	...	...	...	...	...
5	CHHATTI SGARH	0.00	187.00	187.00	0.09	0.00	400.00	400.00	0.07	0.00	0.00	0.00	0.00
6	GOA	...	...	...	...	...	...	...	...	...	...	...	...
7	GUJARAT	7625.00	0.00	7625.00	0.48	9500.00	0.00	9500.00	0.51	1014500.00	0.00	1014500.00	32.07
8	HARYANA	...	...	...	...	...	...	...	...	...	...	...	...
9	HIMACHAL PRADESH	110310.00	2000.00	112310.00	62.93	44524.00	0.00	44524.00	37.88	65252.00	0.00	65252.00	43.82
10	JAMMU & KASHMIR	...	...	...	...	...	...	...	...	...	...	...	...
11	JHARKHAND	...	...	...	...	...	...	...	...	...	...	...	...
12	KARNATAKA	1.00	25.00	26.00	0.00	0.00	234.00	234.00	0.01	0.00	243.00	243.00	0.00
13	KERALA	...	...	...	...	...	...	...	...	...	...	...	...
14	MADHYA PRADESH	0.00	860.00	860.00	0.08	0.00	69200.00	69200.00	4.95	0.00	69200.00	69200.00	5.32
15	MAHARASHTRA	5955.00	6524.00	12479.00	1.07	9000.00	8419.00	17419.00	1.32	7500.00	14421.00	21921.00	1.33
16	MANI PUR	0.00	110.00	110.00	0.13	0.00	150.00	150.00	0.12	0.00	150.00	150.00	0.14
17	MEGHALAYA	143.00	0.00	143.00	0.06	240.00	0.00	240.00	0.10	225.00	0.00	225.00	0.07
18	MIZORAM	0.00	0.00	0.00	0.00	46132.00	0.00	46132.00	29.40	5000.00	0.00	5000.00	3.39
19	NAGALAND	...	...	...	...	...	...	...	...	...	...	...	...
20	ODISHA	...	...	...	...	...	...	...	...	...	...	...	...
21	PUNJAB	0.00	85.00	85.00	0.04	0.00	287.00	287.00	0.10	0.00	165.00	165.00	0.06
22	RAJASTHAN	...	...	...	...	...	...	...	...	...	...	...	...
23	SIKKIM	35318.00	0.00	35318.00	24.44	72635.00	0.00	72635.00	40.04	85000.00	0.00	85000.00	20.35
24	TAMIL NADU	12898.00	0.00	12898.00	64.49	910.00	0.00	910.00	100.00	1000.00	0.00	1000.00	100.00
25	TRIPURA	...	...	...	...	...	...	...	...	...	...	...	...
26	UTTARAKHAND	...	...	...	...	...	...	...	...	...	...	...	...
27	UTTAR PRADESH	...	...	...	...	...	...	...	...	...	...	...	...
28	WEST BENGAL	273875.00	300000.00	573875.00	29.82	100.00	665871.00	665971.00	36.86	50.00	725287.00	725337.00	36.66
TOTAL STATES		446125.00	309791.00	755916.00	6.26	183041.00	744561.00	927602.00	5.96	1178527.00	809466.00	1987993.00	9.27
29	A. & N. ISLANDS	0.00	295.00	295.00	0.37	0.00	300.00	300.00	0.18	0.00	300.00	300.00	0.15
30	CHANDIGARH	0.00	126.00	126.00	0.41	0.00	300.00	300.00	0.87	0.00	500.00	500.00	1.29
31	DADRA & NAGAR HAVELI	31900.00	0.00	31900.00	66.02	26000.00	0.00	26000.00	59.16	30000.00	0.00	30000.00	76.37
32	DAMAN & DIU	2178.00	350.00	2528.00	17.48	1000.00	400.00	1400.00	5.32	1000.00	500.00	1500.00	5.91
33	DELHI	23270.00	0.00	23270.00	2.58	21000.00	0.00	21000.00	1.83	40000.00	0.00	40000.00	2.56
34	LAKSHADWEEP	...	...	...	...	...	...	...	...	...	...	...	...
35	PUDUCHERRY	3420.00	90.00	3510.00	3.24	346.00	80.00	426.00	0.53	345.00	413.00	758.00	0.80
TOTAL U. T.		60768.00	861.00	61629.00	4.01	48346.00	1080.00	49426.00	2.00	71345.00	1713.00	73058.00	2.76
TOTAL (STATE & UTs)		506893.00	310652.00	817545.00	6.00	231387.00	745641.00	977028.00	5.41	1249872.00	811179.00	2061051.00	8.56

.. NICNET ..

## STATEMENT NO. ( 18 ): PLAN &amp; NON-PLAN BUDGETED EXPENDITURE ON GENERAL EDUCATION PROGRAMMES (Sub-head wise)

ACCOUNT: REVENUE ACCOUNT  
PROGRAM: RESEARCH

(RUPEES IN THOUSANDS)

SL. NO.	STATE/UNI ON TERRITORY	2011-12(ACTUALS)				2012-13(R. E.)				2013-14(B. E.)			
		PLAN	NON-PLAN	TOTAL	% AGE TO TOTAL EXP. ON GENERAL	PLAN	NON-PLAN	TOTAL	% AGE TO TOTAL EXP. ON GENERAL	PLAN	NON-PLAN	TOTAL	% AGE TO TOTAL EXP. ON GENERAL
1	ANDHRA PRADESH	...	...	...	...	...	...	...	...	...	...	...	...
2	ARUNACHAL PRADESH	...	...	...	...	...	...	...	...	...	...	...	...
3	ASSAM	3126.00	0.00	3126.00	1.75	6575.00	0.00	6575.00	2.50	6239.00	0.00	6239.00	2.41
4	BIHAR	59162.00	131813.00	190975.00	84.47	170000.00	213510.00	383510.00	45.83	80001.00	171694.00	251695.00	21.52
5	CHHATTI SGARH	...	...	...	...	...	...	...	...	...	...	...	...
6	GOA	...	...	...	...	...	...	...	...	...	...	...	...
7	GUJARAT	...	...	...	...	...	...	...	...	...	...	...	...
8	HARYANA	...	...	...	...	...	...	...	...	...	...	...	...
9	HIMACHAL PRADESH	918.00	0.00	918.00	0.51	1134.00	0.00	1134.00	0.96	1134.00	0.00	1134.00	0.76
10	JAMMU & KASHMIR	0.00	21851.00	21851.00	100.00	0.00	30009.00	30009.00	100.00	0.00	32262.00	32262.00	100.00
11	JHARKHAND	...	...	...	...	...	...	...	...	...	...	...	...
12	KARNATAKA	0.00	0.00	0.00	0.00	20000.00	9530.00	29530.00	1.48	35000.00	10354.00	45354.00	0.84
13	KERALA	78000.00	0.00	78000.00	9.92	110001.00	1.00	110002.00	9.98	115000.00	1.00	115001.00	11.11
14	MADHYA PRADESH	...	...	...	...	...	...	...	...	...	...	...	...
15	MAHARASHTRA	0.00	2750.00	2750.00	0.24	0.00	4000.00	4000.00	0.30	0.00	5000.00	5000.00	0.30
16	MANI PUR	...	...	...	...	...	...	...	...	...	...	...	...
17	MEGHALAYA	...	...	...	...	...	...	...	...	...	...	...	...
18	MIZORAM	944.00	5752.00	6696.00	6.82	3025.00	6800.00	9825.00	6.26	3025.00	9700.00	12725.00	8.64
19	NAGALAND	...	...	...	...	...	...	...	...	...	...	...	...
20	ODISHA	...	...	...	...	...	...	...	...	...	...	...	...
21	PUNJAB	...	...	...	...	...	...	...	...	...	...	...	...
22	RAJASTHAN	701.00	60933.00	61634.00	38.40	7240.00	61088.00	68328.00	27.07	6661.00	62595.00	69256.00	24.61
23	SIKKIM	...	...	...	...	...	...	...	...	...	...	...	...
24	TAMIL NADU	...	...	...	...	...	...	...	...	...	...	...	...
25	TRIPURA	...	...	...	...	...	...	...	...	...	...	...	...
26	UTTARAKHAND	...	...	...	...	...	...	...	...	...	...	...	...
27	UTTAR PRADESH	0.00	23269.00	23269.00	2.24	0.00	27125.00	27125.00	2.37	0.00	29123.00	29123.00	2.09
28	WEST BENGAL	0.00	359.00	359.00	0.02	555.00	391.00	946.00	0.05	680.00	426.00	1106.00	0.06
TOTAL STATES		142851.00	246727.00	389578.00	3.23	318530.00	352454.00	670984.00	4.31	247740.00	321155.00	568895.00	2.65
29	A. & N. ISLANDS	...	...	...	...	...	...	...	...	...	...	...	...
30	CHANDIGARH	...	...	...	...	...	...	...	...	...	...	...	...
31	DADRA & NAGAR HAVELI	...	...	...	...	...	...	...	...	...	...	...	...
32	DAMAN & DIU	...	...	...	...	...	...	...	...	...	...	...	...
33	DELHI	...	...	...	...	...	...	...	...	...	...	...	...
34	LAKSHADWEEP	...	...	...	...	...	...	...	...	...	...	...	...
35	PUDUCHERRY	0.00	761.00	761.00	0.70	0.00	74.00	74.00	0.09	0.00	5.00	5.00	0.01
TOTAL U. T.		0.00	761.00	761.00	0.05	0.00	74.00	74.00	0.00	0.00	5.00	5.00	0.00
TOTAL (STATE & UTs)		142851.00	247488.00	390339.00	2.87	318530.00	352528.00	671058.00	3.72	247740.00	321160.00	568900.00	2.36

.. NICNET ..

## STATEMENT NO. ( 18 ): PLAN &amp; NON-PLAN BUDGETED EXPENDITURE ON GENERAL EDUCATION PROGRAMMES (Sub-head wise)

ACCOUNT: REVENUE ACCOUNT  
PROGRAM: TRAINING

(RUPEES IN THOUSANDS)

SL. NO.	STATE/UNI ON TERRITORY	2011-12(ACTUALS)				2012-13(R. E.)				2013-14(B. E.)			
		PLAN	NON-PLAN	TOTAL	% AGE TO TOTAL EXP. ON GENERAL	PLAN	NON-PLAN	TOTAL	% AGE TO TOTAL EXP. ON GENERAL	PLAN	NON-PLAN	TOTAL	% AGE TO TOTAL EXP. ON GENERAL
1	ANDHRA PRADESH	2564.00	34117.00	36681.00	5.41	14522.00	31889.00	46411.00	5.57	17022.00	36650.00	53672.00	4.58
2	ARUNACHAL PRADESH	...	...	...	...	...	...	...	...	...	...	...	...
3	ASSAM	3561.00	117312.00	120873.00	67.61	4410.00	182029.00	186439.00	70.85	4506.00	175094.00	179600.00	69.37
4	BIHAR	0.00	0.00	0.00	0.00	0.00	0.00	0.00	0.00	500000.00	0.00	500000.00	42.75
5	CHHATTI SGARH	...	...	...	...	...	...	...	...	...	...	...	...
6	GOA	...	...	...	...	...	...	...	...	...	...	...	...
7	GUJARAT	281533.00	0.00	281533.00	17.83	0.00	320977.00	320977.00	17.09	0.00	395914.00	395914.00	12.52
8	HARYANA	...	...	...	...	...	...	...	...	...	...	...	...
9	HIMACHAL PRADESH	...	...	...	...	...	...	...	...	...	...	...	...
10	JAMMU & KASHMIR	...	...	...	...	...	...	...	...	...	...	...	...
11	JHARKHAND	...	...	...	...	...	...	...	...	...	...	...	...
12	KARNATAKA	0.00	0.00	0.00	0.00	1168743.00	0.00	1168743.00	58.69	2896325.00	0.00	2896325.00	53.89
13	KERALA	22463.00	100498.00	122961.00	15.63	20001.00	142566.00	162567.00	14.75	18000.00	193732.00	211732.00	20.46
14	MADHYA PRADESH	...	...	...	...	...	...	...	...	...	...	...	...
15	MAHARASHTRA	18013.00	125742.00	143755.00	12.32	53800.00	150797.00	204597.00	15.53	161988.00	149609.00	311597.00	18.86
16	MANI PUR	2613.00	33426.00	36039.00	42.46	2745.00	33241.00	35986.00	28.46	2745.00	34886.00	37631.00	33.95
17	MEGHALAYA	72486.00	117444.00	189930.00	75.73	13290.00	122404.00	135694.00	59.25	114905.00	139169.00	254074.00	74.88
18	MI ZORAM	...	...	...	...	...	...	...	...	...	...	...	...
19	NAGALAND	...	...	...	...	...	...	...	...	...	...	...	...
20	ODISHA	87910.00	2885.00	90795.00	49.30	342501.00	8707.00	351208.00	47.54	106932.00	8991.00	115923.00	47.83
21	PUNJAB	...	...	...	...	...	...	...	...	...	...	...	...
22	RAJASTHAN	2633.00	87087.00	89720.00	55.90	74793.00	98282.00	173075.00	68.58	89228.00	111636.00	200864.00	71.37
23	SIKKIM	...	...	...	...	...	...	...	...	...	...	...	...
24	TAMIL NADU	...	...	...	...	...	...	...	...	...	...	...	...
25	TRIPURA	...	...	...	...	...	...	...	...	...	...	...	...
26	UTTARAKHAND	0.00	12006.00	12006.00	12.35	0.00	18205.00	18205.00	14.12	0.00	20445.00	20445.00	14.47
27	UTTAR PRADESH	445809.00	159877.00	605686.00	58.40	602075.00	168351.00	770426.00	67.39	757884.00	198404.00	956288.00	68.53
28	WEST BENGAL	...	...	...	...	...	...	...	...	...	...	...	...
	TOTAL STATES	939585.00	790394.00	1729979.00	14.32	2296880.00	1277448.00	3574328.00	22.96	4669535.00	1464530.00	6134065.00	28.62
29	A. & N. ISLANDS	...	...	...	...	...	...	...	...	...	...	...	...
30	CHANDIGARH	...	...	...	...	...	...	...	...	...	...	...	...
31	DADRA & NAGAR HAVELI	...	...	...	...	...	...	...	...	...	...	...	...
32	DAMAN & DIU	...	...	...	...	...	...	...	...	...	...	...	...
33	DELHI	0.00	616.00	616.00	0.07	0.00	800.00	800.00	0.07	0.00	1500.00	1500.00	0.10
34	LAKSHADWEEP	...	...	...	...	...	...	...	...	...	...	...	...
35	PUDUCHERRY	23200.00	0.00	23200.00	21.42	0.00	0.00	0.00	0.00	0.00	0.00	0.00	0.00
	TOTAL U. T.	23200.00	616.00	23816.00	1.55	0.00	800.00	800.00	0.03	0.00	1500.00	1500.00	0.06
	TOTAL (STATE & UTs)	962785.00	791010.00	1753795.00	12.88	2296880.00	1278248.00	3575128.00	19.81	4669535.00	1466030.00	6135565.00	25.47

## STATEMENT NO. ( 18 ): PLAN &amp; NON-PLAN BUDGETED EXPENDITURE ON GENERAL EDUCATION PROGRAMMES (Sub-head wise)

ACCOUNT: REVENUE ACCOUNT  
PROGRAM: OTHER EXPENDITURE

(RUPEES IN THOUSANDS)

SL. NO.	STATE/UNI ON TERRITORY	2011-12(ACTUALS)				2012-13(R. E.)				2013-14(B. E.)			
		PLAN	NON-PLAN	TOTAL	% AGE TO TOTAL EXP. ON GENERAL	PLAN	NON-PLAN	TOTAL	% AGE TO TOTAL EXP. ON GENERAL	PLAN	NON-PLAN	TOTAL	% AGE TO TOTAL EXP. ON GENERAL
1	ANDHRA PRADESH	1468.00	43650.00	45118.00	6.65	6789.00	63099.00	69888.00	8.39	6789.00	69287.00	76076.00	6.49
2	ARUNACHAL PRADESH	51791.00	0.00	51791.00	47.59	0.00	0.00	0.00	0.00	0.00	0.00	0.00	0.00
3	ASSAM	0.00	3909.00	3909.00	2.19	0.00	8028.00	8028.00	3.05	5000.00	6784.00	11784.00	4.55
4	BIHAR	0.00	1356.00	1356.00	0.60	0.00	1822.00	1822.00	0.22	0.00	1823.00	1823.00	0.16
5	CHHATTI SGARH	143109.00	2050.00	145159.00	73.71	422900.00	2810.00	425710.00	78.84	423200.00	2400.00	425600.00	76.63
6	GOA	0.00	175.00	175.00	0.25	0.00	100.00	100.00	0.12	0.00	100.00	100.00	0.11
7	GUJARAT	317872.00	324084.00	641956.00	40.66	467193.00	283614.00	750807.00	39.96	519991.00	280822.00	800813.00	25.32
8	HARYANA	...	...	...	...	...	...	...	...	...	...	...	...
9	HIMACHAL PRADESH	2525.00	62715.00	65240.00	36.56	305.00	71569.00	71874.00	61.15	527.00	81996.00	82523.00	55.42
10	JAMMU & KASHMIR	...	...	...	...	...	...	...	...	...	...	...	...
11	JHARKHAND	...	...	...	...	...	...	...	...	...	...	...	...
12	KARNATAKA	1513789.00	10492.00	1524281.00	99.75	775608.00	11864.00	787472.00	39.55	2414502.00	12130.00	2426632.00	45.15
13	KERALA	239795.00	345772.00	585567.00	74.45	643928.00	185819.00	829747.00	75.27	697500.00	10615.00	708115.00	68.43
14	MADHYA PRADESH	106574.00	23948.00	130522.00	12.32	240744.00	25070.00	265814.00	19.00	221045.00	25784.00	246829.00	18.98
15	MAHARASHTRA	403011.00	196941.00	599952.00	51.41	241599.00	237119.00	478718.00	36.34	410301.00	285379.00	695680.00	42.11
16	MANI PUR	1316.00	5153.00	6469.00	7.62	1290.00	8618.00	9908.00	7.84	1385.00	9014.00	10399.00	9.38
17	MEGHALAYA	5453.00	55005.00	60458.00	24.11	16470.00	76296.00	92766.00	40.50	7870.00	76810.00	84680.00	24.96
18	MIZORAM	13140.00	39639.00	52779.00	53.77	12550.00	46100.00	58650.00	37.38	13350.00	65100.00	78450.00	53.24
19	NAGALAND	...	...	...	...	...	...	...	...	...	...	...	...
20	ODISHA	67547.00	2445.00	69992.00	38.01	356714.00	6069.00	362783.00	49.11	88917.00	6112.00	95029.00	39.21
21	PUNJAB	0.00	0.00	0.00	0.00	0.00	1513.00	1513.00	0.52	0.00	1513.00	1513.00	0.53
22	RAJASTHAN	0.00	9142.00	9142.00	5.70	757.00	10220.00	10977.00	4.35	837.00	10480.00	11317.00	4.02
23	SIKKIM	...	...	...	...	...	...	...	...	...	...	...	...
24	TAMIL NADU	7101.00	0.00	7101.00	35.51	0.00	0.00	0.00	0.00	0.00	0.00	0.00	0.00
25	TRIPURA	...	...	...	...	...	...	...	...	...	...	...	...
26	UTTARAKHAND	3879.00	78474.00	82353.00	84.70	2490.00	104071.00	106561.00	82.65	2710.00	113338.00	116048.00	82.15
27	UTTAR PRADESH	228814.00	158960.00	387774.00	37.39	226275.00	94668.00	320943.00	28.07	283304.00	99835.00	383139.00	27.46
28	WEST BENGAL	95829.00	198237.00	294066.00	15.28	236160.00	217410.00	453570.00	25.10	315310.00	236260.00	551570.00	27.88
	TOTAL STATES	3203013.00	1562147.00	4765160.00	39.45	3651772.00	1455879.00	5107651.00	32.80	5412538.00	1395582.00	6808120.00	31.76
29	A. & N. ISLANDS	14679.00	0.00	14679.00	18.24	68708.00	0.00	68708.00	41.26	114422.00	1157.00	115579.00	57.47
30	CHANDIGARH	...	...	...	...	...	...	...	...	...	...	...	...
31	DADRA & NAGAR HAVELI	...	...	...	...	...	...	...	...	...	...	...	...
32	DAMAN & DIU	10432.00	1500.00	11932.00	82.52	23400.00	1500.00	24900.00	94.68	21300.00	2600.00	23900.00	94.09
33	DELHI	428054.00	309078.00	737132.00	81.86	629700.00	340665.00	970365.00	84.55	944200.00	391890.00	1336090.00	85.35
34	LAKSHADWEEP	6824.00	341908.00	348732.00	97.98	192500.00	782100.00	974600.00	100.00	0.00	675800.00	675800.00	98.61
35	PUDUCHERRY	15162.00	3228.00	18390.00	16.98	12229.00	3470.00	15699.00	19.70	14899.00	3853.00	18752.00	19.90
	TOTAL U. T.	475151.00	655714.00	1130865.00	73.50	926537.00	1127735.00	2054272.00	83.06	1094821.00	1075300.00	2170121.00	81.90
	TOTAL (STATE & UTs)	3678164.00	2217861.00	5896025.00	43.30	4578309.00	2583614.00	7161923.00	39.69	6507359.00	2470882.00	8978241.00	37.28

... NI CNET ...

## STATEMENT NO. ( 19 ): PLAN &amp; NON-PLAN BUDGETED EXPENDITURE ON LANGUAGE DEVELOPMENT

ACCOUNT: REVENUE ACCOUNT  
PROGRAM: TOTAL EXPENDITURE

(RUPEES IN THOUSANDS)

SL. NO.	STATE/UNI ON TERRITORY	2011-12(ACTUALS)				2012-13(R. E.)				2013-14(B. E.)			
		PLAN	NON-PLAN	TOTAL	% AGE TO TOTAL EXP. ON EDUCATION	PLAN	NON-PLAN	TOTAL	% AGE TO TOTAL EXP. ON EDUCATION	PLAN	NON-PLAN	TOTAL	% AGE TO TOTAL EXP. ON EDUCATION
1	ANDHRA PRADESH	0.00	299489.00	299489.00	0.21	0.00	335230.00	335230.00	0.20	0.00	354971.00	354971.00	0.18
2	ARUNACHAL PRADESH	...	...	...	...	...	...	...	...	...	...	...	...
3	ASSAM	180043.00	412703.00	592746.00	0.97	70900.00	631442.00	702342.00	0.82	45700.00	1322020.00	1367720.00	1.49
4	BIHAR	0.00	929035.00	929035.00	0.94	0.00	1249200.00	1249200.00	0.87	0.00	1240724.00	1240724.00	0.76
5	CHHATTI SGARH	4497.00	8781.00	13278.00	0.03	13789.00	13319.00	27108.00	0.05	14865.00	14225.00	29090.00	0.04
6	GOA	18716.00	0.00	18716.00	0.23	29600.00	2400.00	32000.00	0.34	49000.00	500.00	49500.00	0.46
7	GUJARAT	24903.00	69066.00	93969.00	0.08	23346.00	66141.00	89487.00	0.07	26902.00	57866.00	84768.00	0.06
8	HARYANA	...	...	...	...	...	...	...	...	...	...	...	...
9	HIMACHAL PRADESH	0.00	54670.00	54670.00	0.21	3035.00	72599.00	75634.00	0.24	5200.00	78636.00	83836.00	0.24
10	JAMMU & KASHMIR	...	...	...	...	...	...	...	...	...	...	...	...
11	JHARKHAND	0.00	268590.00	268590.00	0.73	0.00	273180.00	273180.00	0.55	0.00	325578.00	325578.00	0.61
12	KARNATAKA	35821.00	155940.00	191761.00	0.16	50000.00	197921.00	247921.00	0.16	53500.00	239492.00	292992.00	0.16
13	KERALA	38927.00	60358.00	99285.00	0.11	36000.00	57674.00	93674.00	0.10	43500.00	71778.00	115278.00	0.10
14	MADHYA PRADESH	0.00	72384.00	72384.00	0.08	0.00	100413.00	100413.00	0.08	0.00	109962.00	109962.00	0.08
15	MAHARASHTRA	0.00	1116.00	1116.00	0.00	0.00	1226.00	1226.00	0.00	0.00	1296.00	1296.00	0.00
16	MANI PUR	6618.00	2578.00	9196.00	0.16	5500.00	3201.00	8701.00	0.12	4800.00	3169.00	7969.00	0.10
17	MEGHALAYA	445.00	0.00	445.00	0.00	300.00	0.00	300.00	0.00	400.00	0.00	400.00	0.00
18	MIZORAM	188744.00	254340.00	443084.00	7.91	214695.00	351920.00	566615.00	8.23	212945.00	404790.00	617735.00	8.99
19	NAGALAND	0.00	6112.00	6112.00	0.09	0.00	6809.00	6809.00	0.06	0.00	17246.00	17246.00	0.14
20	ODISHA	14466.00	440281.00	454747.00	0.65	181087.00	502036.00	683123.00	0.85	180085.00	379245.00	559330.00	0.63
21	PUNJAB	9908.00	106325.00	116233.00	0.23	20500.00	129025.00	149525.00	0.20	68500.00	148841.00	217341.00	0.32
22	RAJASTHAN	31987.00	998117.00	1030104.00	0.91	74221.00	1124203.00	1198424.00	0.88	96160.00	1242586.00	1338746.00	0.85
23	SIKKIM	0.00	0.00	0.00	0.00	2003.00	0.00	2003.00	0.06	850.00	0.00	850.00	0.02
24	TAMIL NADU	0.00	96845.00	96845.00	0.07	0.00	136430.00	136430.00	0.08	0.00	153477.00	153477.00	0.08
25	TRIPURA	0.00	22122.00	22122.00	0.19	100.00	28180.00	28280.00	0.21	8600.00	32177.00	40777.00	0.25
26	UTTARAKHAND	24986.00	129026.00	154012.00	0.47	46668.00	143397.00	190065.00	0.49	49728.00	158349.00	208077.00	0.47
27	UTTAR PRADESH	11226.00	1362188.00	1373414.00	0.57	0.00	1120869.00	1120869.00	0.38	0.00	1664203.00	1664203.00	0.51
28	WEST BENGAL	40259.00	328680.00	368939.00	0.25	79630.00	420203.00	499833.00	0.29	87530.00	455434.00	542964.00	0.29
	TOTAL STATES	631546.00	6078746.00	6710292.00	0.33	851374.00	6967018.00	7818392.00	0.31	948265.00	8476565.00	9424830.00	0.34
29	A. & N. ISLANDS	6636.00	0.00	6636.00	0.21	9240.00	0.00	9240.00	0.24	9800.00	0.00	9800.00	0.25
30	CHANDIGARH	3000.00	12959.00	15959.00	0.46	2400.00	14497.00	16897.00	0.41	3300.00	16099.00	19399.00	0.42
31	DADRA & NAGAR HAVELI	...	...	...	...	...	...	...	...	...	...	...	...
32	DAMAN & DIU	...	...	...	...	...	...	...	...	...	...	...	...
33	DELHI	53000.00	0.00	53000.00	0.15	101500.00	0.00	101500.00	0.25	83000.00	0.00	83000.00	0.17
34	LAKSHADWEEP	...	...	...	...	...	...	...	...	...	...	...	...
35	PUDUCHERRY	5689.00	0.00	5689.00	0.13	5501.00	0.00	5501.00	0.11	10604.00	0.00	10604.00	0.18
	TOTAL U. T.	68325.00	12959.00	81284.00	0.17	118641.00	14497.00	133138.00	0.24	106704.00	16099.00	122803.00	0.19
	TOTAL (STATE & UTs)	699871.00	6091705.00	6791576.00	0.32	970015.00	6981515.00	7951530.00	0.31	1054969.00	8492664.00	9547633.00	0.33
	CENTRE TOTAL	1654052.00	851542.00	2505594.00	0.42	2552600.00	1023800.00	3576400.00	0.54	3000000.00	1112000.00	4112000.00	0.52
	GRAND TOTAL	2353923.00	6943247.00	9297170.00	0.34	3522615.00	8005315.00	11527930.00	0.36	4054969.00	9604664.00	13659633.00	0.37

## STATEMENT NO. ( 20 ): PLAN &amp; NON-PLAN BUDGETED EXPENDITURE ON LANGUAGE DEVELOPMENT (Sub-head wise)

ACCOUNT: REVENUE ACCOUNT  
PROGRAM: DIRECTION & ADMINISTRATION

(RUPEES IN THOUSANDS)

SL. NO.	STATE/UNION TERRITORY	2011-12(ACTUALS)			2012-13(R. E.)			2013-14(B. E.)					
		PLAN	NON-PLAN	TOTAL	PLAN	NON-PLAN	TOTAL	PLAN	NON-PLAN	TOTAL			
					% AGE TO TOTAL EXP. ON LNG. DEV.		% AGE TO TOTAL EXP. ON LNG. DEV.		% AGE TO TOTAL EXP. ON LNG. DEV.				
1	ANDHRA PRADESH	...	...	...	...	...	...	...	...	...			
2	ARUNACHAL PRADESH	...	...	...	...	...	...	...	...	...			
3	ASSAM	178685.00	7219.00	185904.00	31.36	30000.00	27017.00	57017.00	8.12	5200.00	15710.00	20910.00	1.53
4	BIHAR	...	...	...	...	...	...	...	...	...	...	...	...
5	CHHATTI SGARH	...	...	...	...	...	...	...	...	...	...	...	...
6	GOA	...	...	...	...	...	...	...	...	...	...	...	...
7	GUJARAT	...	...	...	...	...	...	...	...	...	...	...	...
8	HARYANA	...	...	...	...	...	...	...	...	...	...	...	...
9	HIMACHAL PRADESH	0.00	25399.00	25399.00	46.46	1000.00	33777.00	34777.00	45.98	1000.00	36175.00	37175.00	44.34
10	JAMMU & KASHMIR	...	...	...	...	...	...	...	...	...	...	...	...
11	JHARKHAND	...	...	...	...	...	...	...	...	...	...	...	...
12	KARNATAKA	...	...	...	...	...	...	...	...	...	...	...	...
13	KERALA	...	...	...	...	...	...	...	...	...	...	...	...
14	MADHYA PRADESH	...	...	...	...	...	...	...	...	...	...	...	...
15	MAHARASHTRA	...	...	...	...	...	...	...	...	...	...	...	...
16	MANI PUR	44.00	627.00	671.00	7.30	50.00	415.00	465.00	5.34	50.00	386.00	436.00	5.47
17	MEGHALAYA	0.00	0.00	0.00	0.00	100.00	0.00	100.00	33.33	100.00	0.00	100.00	25.00
18	MIZORAM	...	...	...	...	...	...	...	...	...	...	...	...
19	NAGALAND	...	...	...	...	...	...	...	...	...	...	...	...
20	ODISHA	3500.00	0.00	3500.00	0.77	0.00	0.00	0.00	0.00	0.00	0.00	0.00	0.00
21	PUNJAB	0.00	100514.00	100514.00	86.48	0.00	123541.00	123541.00	82.62	0.00	143182.00	143182.00	65.88
22	RAJASTHAN	0.00	7432.00	7432.00	0.72	0.00	7934.00	7934.00	0.66	0.00	9444.00	9444.00	0.71
23	SIKKIM	...	...	...	...	...	...	...	...	...	...	...	...
24	TAMIL NADU	...	...	...	...	...	...	...	...	...	...	...	...
25	TRIPURA	...	...	...	...	...	...	...	...	...	...	...	...
26	UTTARAKHAND	3014.00	0.00	3014.00	1.96	7427.00	0.00	7427.00	3.91	6860.00	0.00	6860.00	3.30
27	UTTAR PRADESH	0.00	2760.00	2760.00	0.20	0.00	3335.00	3335.00	0.30	0.00	3576.00	3576.00	0.21
28	WEST BENGAL	...	...	...	...	...	...	...	...	...	...	...	...
	TOTAL STATES	185243.00	143951.00	329194.00	4.91	38577.00	196019.00	234596.00	3.00	13210.00	208473.00	221683.00	2.35
29	A. & N. ISLANDS	...	...	...	...	...	...	...	...	...	...	...	...
30	CHANDIGARH	...	...	...	...	...	...	...	...	...	...	...	...
31	DADRA & NAGAR HAVELI	...	...	...	...	...	...	...	...	...	...	...	...
32	DAMAN & DIU	...	...	...	...	...	...	...	...	...	...	...	...
33	DELHI	...	...	...	...	...	...	...	...	...	...	...	...
34	LAKSHADWEEP	...	...	...	...	...	...	...	...	...	...	...	...
35	PUDUCHERRY	...	...	...	...	...	...	...	...	...	...	...	...
	TOTAL U. T.	0.00	0.00	0.00	0.00	0.00	0.00	0.00	0.00	0.00	0.00	0.00	0.00
	TOTAL (STATE & UTs)	185243.00	143951.00	329194.00	4.85	38577.00	196019.00	234596.00	2.95	13210.00	208473.00	221683.00	2.32

... NICNET ...

## STATEMENT NO. ( 20 ): PLAN &amp; NON-PLAN BUDGETED EXPENDITURE ON LANGUAGE DEVELOPMENT (Sub-head wise)

ACCOUNT: REVENUE ACCOUNT  
PROGRAM: PROMOTION OF MODERN INDIAN LANGUAGES & LITERATURE

(RUPEES IN THOUSANDS)

SL. NO.	STATE/UNI ON TERRITORY	2011-12(ACTUALS)				2012-13(R. E.)				2013-14(B. E.)			
		PLAN	NON-PLAN	TOTAL	% AGE TO TOTAL EXP. ON LNG. DEV.	PLAN	NON-PLAN	TOTAL	% AGE TO TOTAL EXP. ON LNG. DEV.	PLAN	NON-PLAN	TOTAL	% AGE TO TOTAL EXP. ON LNG. DEV.
1	ANDHRA PRADESH	0.00	36797.00	36797.00	12.29	0.00	45554.00	45554.00	13.59	0.00	48773.00	48773.00	13.74
2	ARUNACHAL PRADESH	...	...	...	...	...	...	...	...	...	...	...	...
3	ASSAM	...	...	...	...	...	...	...	...	...	...	...	...
4	BIHAR	...	...	...	...	...	...	...	...	...	...	...	...
5	CHHATTI SGARH	4497.00	6377.00	10874.00	81.89	13789.00	6319.00	20108.00	74.18	14865.00	7225.00	22090.00	75.94
6	GOA	...	...	...	...	...	...	...	...	...	...	...	...
7	GUJARAT	17403.00	6091.00	23494.00	25.00	11950.00	6159.00	18109.00	20.24	13850.00	6510.00	20360.00	24.02
8	HARYANA	...	...	...	...	...	...	...	...	...	...	...	...
9	HIMACHAL PRADESH	0.00	2918.00	2918.00	5.34	0.00	4091.00	4091.00	5.41	0.00	4481.00	4481.00	5.34
10	JAMMU & KASHMIR	...	...	...	...	...	...	...	...	...	...	...	...
11	JHARKHAND	...	...	...	...	...	...	...	...	...	...	...	...
12	KARNATAKA	0.00	3960.00	3960.00	2.07	0.00	4884.00	4884.00	1.97	0.00	6071.00	6071.00	2.07
13	KERALA	35000.00	54808.00	89808.00	90.45	36000.00	52195.00	88195.00	94.15	40500.00	65738.00	106238.00	92.16
14	MADHYA PRADESH	0.00	599.00	599.00	0.83	0.00	700.00	700.00	0.70	0.00	700.00	700.00	0.64
15	MAHARASHTRA	0.00	18.00	18.00	1.61	0.00	18.00	18.00	1.47	0.00	18.00	18.00	1.39
16	MANI PUR	2281.00	1308.00	3589.00	39.03	2820.00	1806.00	4626.00	53.17	2820.00	1948.00	4768.00	59.83
17	MEGHALAYA	200.00	0.00	200.00	44.94	100.00	0.00	100.00	33.33	100.00	0.00	100.00	25.00
18	MIZORAM	188744.00	254340.00	443084.00	100.00	214695.00	351920.00	566615.00	100.00	212945.00	404790.00	617735.00	100.00
19	NAGALAND	0.00	6112.00	6112.00	100.00	0.00	6809.00	6809.00	100.00	0.00	17246.00	17246.00	100.00
20	ODISHA	10966.00	78900.00	89866.00	19.76	181086.00	81008.00	262094.00	38.37	180085.00	62395.00	242480.00	43.35
21	PUNJAB	9908.00	0.00	9908.00	8.52	14750.00	0.00	14750.00	9.86	55750.00	0.00	55750.00	25.65
22	RAJASTHAN	11636.00	11221.00	22857.00	2.22	31876.00	13569.00	45445.00	3.79	48945.00	14554.00	63499.00	4.74
23	SIKKIM	0.00	0.00	0.00	0.00	1501.00	0.00	1501.00	74.94	0.00	0.00	0.00	0.00
24	TAMIL NADU	0.00	17844.00	17844.00	18.43	0.00	31200.00	31200.00	22.87	0.00	31200.00	31200.00	20.33
25	TRIPURA	0.00	0.00	0.00	0.00	100.00	0.00	100.00	0.35	200.00	0.00	200.00	0.49
26	UTTARAKHAND	19847.00	5920.00	25767.00	16.73	20181.00	8402.00	28583.00	15.04	19800.00	7670.00	27470.00	13.20
27	UTTAR PRADESH	400.00	48472.00	48872.00	3.56	0.00	56286.00	56286.00	5.02	0.00	59952.00	59952.00	3.60
28	WEST BENGAL	1610.00	6468.00	8078.00	2.19	4600.00	7028.00	11628.00	2.33	2500.00	7590.00	10090.00	1.86
	TOTAL STATES	302492.00	542153.00	844645.00	12.59	533448.00	677948.00	1211396.00	15.49	592360.00	746861.00	1339221.00	14.21
29	A. & N. ISLANDS	6636.00	0.00	6636.00	100.00	9240.00	0.00	9240.00	100.00	9800.00	0.00	9800.00	100.00
30	CHANDIGARH	...	...	...	...	...	...	...	...	...	...	...	...
31	DADRA & NAGAR HAVELI	...	...	...	...	...	...	...	...	...	...	...	...
32	DAMAN & DIU	...	...	...	...	...	...	...	...	...	...	...	...
33	DELHI	45000.00	0.00	45000.00	84.91	93000.00	0.00	93000.00	91.63	73000.00	0.00	73000.00	87.95
34	LAKSHADWEEP	...	...	...	...	...	...	...	...	...	...	...	...
35	PUDUCHERRY	...	...	...	...	...	...	...	...	...	...	...	...
	TOTAL U. T.	51636.00	0.00	51636.00	63.53	102240.00	0.00	102240.00	76.79	82800.00	0.00	82800.00	67.43
	TOTAL (STATE & UTs)	354128.00	542153.00	896281.00	13.20	635688.00	677948.00	1313636.00	16.52	675160.00	746861.00	1422021.00	14.89



## STATEMENT NO. ( 20 ): PLAN &amp; NON-PLAN BUDGETED EXPENDITURE ON LANGUAGE DEVELOPMENT (Sub-head wise)

ACCOUNT: REVENUE ACCOUNT  
PROGRAM: SANSKRIT EDUCATION

(RUPEES IN THOUSANDS)

SL. NO.	STATE/UNI ON TERRITORY	2011-12(ACTUALS)			2012-13(R. E.)			2013-14(B. E.)					
		PLAN	NON-PLAN	TOTAL	PLAN	NON-PLAN	TOTAL	PLAN	NON-PLAN	TOTAL			
					% AGE TO TOTAL EXP. ON LING. DEV.				% AGE TO TOTAL EXP. ON LING. DEV.			% AGE TO TOTAL EXP. ON LING. DEV.	
1	ANDHRA PRADESH	0.00	262692.00	262692.00	87.71	0.00	289676.00	289676.00	86.41	0.00	306198.00	306198.00	86.26
2	ARUNACHAL PRADESH												
3	ASSAM	969.00	106124.00	107093.00	18.07	900.00	204069.00	204969.00	29.18	500.00	158160.00	158660.00	11.60
4	BIHAR	0.00	318868.00	318868.00	34.32	0.00	433762.00	433762.00	34.72	0.00	423011.00	423011.00	34.09
5	CHHATTI SGARH	0.00	2404.00	2404.00	18.11	0.00	7000.00	7000.00	25.82	0.00	7000.00	7000.00	24.06
6	GOA	2452.00	0.00	2452.00	13.10	5000.00	0.00	5000.00	15.63	6000.00	0.00	6000.00	12.12
7	GUJARAT	7500.00	62975.00	70475.00	75.00	11396.00	59982.00	71378.00	79.76	13052.00	51356.00	64408.00	75.98
8	HARYANA												
9	HIMACHAL PRADESH	0.00	26353.00	26353.00	48.20	2035.00	33531.00	35566.00	47.02	4200.00	36823.00	41023.00	48.93
10	JAMMU & KASHMIR												
11	JHARKHAND	0.00	28590.00	28590.00	10.64	0.00	33180.00	33180.00	12.15	0.00	44108.00	44108.00	13.55
12	KARNATAKA	35821.00	151980.00	187801.00	97.93	50000.00	193037.00	243037.00	98.03	53500.00	233421.00	286921.00	97.93
13	KERALA	1927.00	0.00	1927.00	1.94	0.00	0.00	0.00	0.00	0.00	0.00	0.00	0.00
14	MADHYA PRADESH	0.00	71785.00	71785.00	99.17	0.00	99713.00	99713.00	99.30	0.00	109262.00	109262.00	99.36
15	MAHARASHTRA	0.00	1098.00	1098.00	98.39	0.00	1208.00	1208.00	98.53	0.00	1278.00	1278.00	98.61
16	MANI PUR	1019.00	643.00	1662.00	18.07	30.00	980.00	1010.00	11.61	30.00	835.00	865.00	10.85
17	MEGHALAYA	245.00	0.00	245.00	55.06	100.00	0.00	100.00	33.33	200.00	0.00	200.00	50.00
18	MIZORAM												
19	NAGALAND												
20	ODISHA	0.00	358930.00	358930.00	78.93	1.00	415077.00	415078.00	60.76	0.00	310899.00	310899.00	55.58
21	PUNJAB												
22	RAJASTHAN	18264.00	950630.00	968894.00	94.06	33763.00	1065480.00	1099243.00	91.72	31666.00	1177428.00	1209094.00	90.32
23	SIKKIM	0.00	0.00	0.00	0.00	502.00	0.00	502.00	25.06	850.00	0.00	850.00	100.00
24	TAMIL NADU	0.00	28956.00	28956.00	29.90	0.00	38359.00	38359.00	28.12	0.00	45745.00	45745.00	29.81
25	TRIPURA	0.00	162.00	162.00	0.73	0.00	182.00	182.00	0.64	0.00	210.00	210.00	0.51
26	UTTARAKHAND	2125.00	123106.00	125231.00	81.31	19060.00	134995.00	154055.00	81.05	23068.00	150679.00	173747.00	83.50
27	UTTAR PRADESH	10826.00	1309656.00	1320482.00	96.15	0.00	1059948.00	1059948.00	94.56	0.00	1599375.00	1599375.00	96.10
28	WEST BENGAL	0.00	45666.00	45666.00	12.38	0.00	61164.00	61164.00	12.24	0.00	67321.00	67321.00	12.40
	TOTAL STATES	81148.00	3850618.00	3931766.00	58.59	122787.00	4131343.00	4254130.00	54.41	133066.00	4723109.00	4856175.00	51.53
29	A. & N. ISLANDS												
30	CHANDIGARH												
31	DADRA & NAGAR HAVELI												
32	DAMAN & DIU												
33	DELHI	8000.00	0.00	8000.00	15.09	8500.00	0.00	8500.00	8.37	10000.00	0.00	10000.00	12.05
34	LAKSHADWEEP												
35	PUDUCHERRY												
	TOTAL U. T.	8000.00	0.00	8000.00	9.84	8500.00	0.00	8500.00	6.38	10000.00	0.00	10000.00	8.14
	TOTAL (STATE & UTs)	89148.00	3850618.00	3939766.00	58.01	131287.00	4131343.00	4262630.00	53.61	143066.00	4723109.00	4866175.00	50.97

.. NI CNET ..

STATEMENT NO. ( 20 ): PLAN & NON-PLAN BUDGETED EXPENDITURE ON LANGUAGE DEVELOPMENT (Sub-head wise)

ACCOUNT: REVENUE ACCOUNT  
PROGRAM: COMMERCIAL INSTITUTIONS

(RUPEES IN THOUSANDS)

SL. NO.	STATE/UNION TERRITORY	2011-12(ACTUALS)				2012-13(R. E.)				2013-14(B. E.)			
		PLAN	NON-PLAN	TOTAL	% AGE TO TOTAL EXP. ON LNG. DEV.	PLAN	NON-PLAN	TOTAL	% AGE TO TOTAL EXP. ON LNG. DEV.	PLAN	NON-PLAN	TOTAL	% AGE TO TOTAL EXP. ON LNG. DEV.
1	ANDHRA PRADESH	...	...	...	...	...	...	...	...	...	...	...	...
2	ARUNACHAL PRADESH	...	...	...	...	...	...	...	...	...	...	...	...
3	ASSAM	...	...	...	...	...	...	...	...	...	...	...	...
4	BIHAR	...	...	...	...	...	...	...	...	...	...	...	...
5	CHHATTISGARH	...	...	...	...	...	...	...	...	...	...	...	...
6	GOA	...	...	...	...	...	...	...	...	...	...	...	...
7	GUJARAT	...	...	...	...	...	...	...	...	...	...	...	...
8	HARYANA	...	...	...	...	...	...	...	...	...	...	...	...
9	HIMACHAL PRADESH	...	...	...	...	...	...	...	...	...	...	...	...
10	JAMMU & KASHMIR	...	...	...	...	...	...	...	...	...	...	...	...
11	JHARKHAND	...	...	...	...	...	...	...	...	...	...	...	...
12	KARNATAKA	...	...	...	...	...	...	...	...	...	...	...	...
13	KERALA	...	...	...	...	...	...	...	...	...	...	...	...
14	MADHYA PRADESH	...	...	...	...	...	...	...	...	...	...	...	...
15	MAHARASHTRA	...	...	...	...	...	...	...	...	...	...	...	...
16	MANIPUR	...	...	...	...	...	...	...	...	...	...	...	...
17	MEGHALAYA	...	...	...	...	...	...	...	...	...	...	...	...
18	MIZORAM	...	...	...	...	...	...	...	...	...	...	...	...
19	NAGALAND	...	...	...	...	...	...	...	...	...	...	...	...
20	ODISHA	...	...	...	...	...	...	...	...	...	...	...	...
21	PUNJAB	...	...	...	...	...	...	...	...	...	...	...	...
22	RAJASTHAN	...	...	...	...	...	...	...	...	...	...	...	...
23	SIKKIM	...	...	...	...	...	...	...	...	...	...	...	...
24	TAMIL NADU	...	...	...	...	...	...	...	...	...	...	...	...
25	TRIPURA	...	...	...	...	...	...	...	...	...	...	...	...
26	UTTARAKHAND	...	...	...	...	...	...	...	...	...	...	...	...
27	UTTAR PRADESH	...	...	...	...	...	...	...	...	...	...	...	...
28	WEST BENGAL	...	...	...	...	...	...	...	...	...	...	...	...
	TOTAL STATES	0.00	0.00	0.00	0.00	0.00	0.00	0.00	0.00	0.00	0.00	0.00	0.00
29	A. & N. ISLANDS	...	...	...	...	...	...	...	...	...	...	...	...
30	CHANDIGARH	...	...	...	...	...	...	...	...	...	...	...	...
31	DADRA & NAGAR HAVELI	...	...	...	...	...	...	...	...	...	...	...	...
32	DAMAN & DIU	...	...	...	...	...	...	...	...	...	...	...	...
33	DELHI	...	...	...	...	...	...	...	...	...	...	...	...
34	LAKSHADWEEP	...	...	...	...	...	...	...	...	...	...	...	...
35	PUDUCHERRY	...	...	...	...	...	...	...	...	...	...	...	...
	TOTAL U. T.	0.00	0.00	0.00	0.00	0.00	0.00	0.00	0.00	0.00	0.00	0.00	0.00
	TOTAL (STATE & UTs)	...	...	0.00	0.00	...	...	0.00	0.00	...	...	0.00	0.00

... NICNET ...

## STATEMENT NO. ( 20 ): PLAN &amp; NON-PLAN BUDGETED EXPENDITURE ON LANGUAGE DEVELOPMENT (Sub-head wise)

ACCOUNT: REVENUE ACCOUNT  
PROGRAM: OTHER EXPENDITURE

(RUPEES IN THOUSANDS)

SL. NO.	STATE/UNI ON TERRITORY	2011-12(ACTUALS)				2012-13(R. E.)				2013-14(B. E.)			
		PLAN	NON-PLAN	TOTAL	% AGE TO TOTAL EXP. ON LNG. DEV.	PLAN	NON-PLAN	TOTAL	% AGE TO TOTAL EXP. ON LNG. DEV.	PLAN	NON-PLAN	TOTAL	% AGE TO TOTAL EXP. ON LNG. DEV.
1	ANDHRA PRADESH	...	...	...	...	...	...	...	...	...	...	...	...
2	ARUNACHAL PRADESH	...	...	...	...	...	...	...	...	...	...	...	...
3	ASSAM	389.00	299360.00	299749.00	50.57	40000.00	400356.00	440356.00	62.70	40000.00	1148150.00	1188150.00	86.87
4	BIHAR	0.00	610167.00	610167.00	65.68	0.00	815438.00	815438.00	65.28	0.00	817713.00	817713.00	65.91
5	CHHATTI SGARH	...	...	...	...	...	...	...	...	...	...	...	...
6	GOA	16264.00	0.00	16264.00	86.90	24600.00	2400.00	27000.00	84.38	43000.00	500.00	43500.00	87.88
7	GUJARAT	...	...	...	...	...	...	...	...	...	...	...	...
8	HARYANA	...	...	...	...	...	...	...	...	...	...	...	...
9	HIMACHAL PRADESH	0.00	0.00	0.00	0.00	0.00	1200.00	1200.00	1.59	0.00	1157.00	1157.00	1.38
10	JAMMU & KASHMIR	...	...	...	...	...	...	...	...	...	...	...	...
11	JHARKHAND	0.00	240000.00	240000.00	89.36	0.00	240000.00	240000.00	87.85	0.00	281470.00	281470.00	86.45
12	KARNATAKA	...	...	...	...	...	...	...	...	...	...	...	...
13	KERALA	2000.00	5550.00	7550.00	7.60	0.00	5479.00	5479.00	5.85	3000.00	6040.00	9040.00	7.84
14	MADHYA PRADESH	...	...	...	...	...	...	...	...	...	...	...	...
15	MAHARASHTRA	...	...	...	...	...	...	...	...	...	...	...	...
16	MANI PUR	3274.00	0.00	3274.00	35.60	2600.00	0.00	2600.00	29.88	1900.00	0.00	1900.00	23.84
17	MEGHALAYA	...	...	...	...	...	...	...	...	...	...	...	...
18	MIZORAM	...	...	...	...	...	...	...	...	...	...	...	...
19	NAGALAND	...	...	...	...	...	...	...	...	...	...	...	...
20	ODISHA	0.00	2451.00	2451.00	0.54	0.00	5951.00	5951.00	0.87	0.00	5951.00	5951.00	1.06
21	PUNJAB	0.00	5811.00	5811.00	5.00	5750.00	5484.00	11234.00	7.51	12750.00	5659.00	18409.00	8.47
22	RAJASTHAN	2087.00	28834.00	30921.00	3.00	8582.00	37220.00	45802.00	3.82	15549.00	41160.00	56709.00	4.24
23	SIKKIM	...	...	...	...	...	...	...	...	...	...	...	...
24	TAMIL NADU	0.00	50045.00	50045.00	51.68	0.00	66871.00	66871.00	49.01	0.00	76532.00	76532.00	49.87
25	TRIPURA	0.00	21960.00	21960.00	99.27	0.00	27998.00	27998.00	99.00	8400.00	31967.00	40367.00	98.99
26	UTTARAKHAND	...	...	...	...	...	...	...	...	...	...	...	...
27	UTTAR PRADESH	0.00	1300.00	1300.00	0.09	0.00	1300.00	1300.00	0.12	0.00	1300.00	1300.00	0.08
28	WEST BENGAL	38649.00	276546.00	315195.00	85.43	75030.00	352011.00	427041.00	85.44	85030.00	380523.00	465553.00	85.74
	TOTAL STATES	62663.00	1542024.00	1604687.00	23.91	156562.00	1961708.00	2118270.00	27.09	209629.00	2798122.00	3007751.00	31.91
29	A. & N. ISLANDS	...	...	...	...	...	...	...	...	...	...	...	...
30	CHANDIGARH	3000.00	12959.00	15959.00	100.00	2400.00	14497.00	16897.00	100.00	3300.00	16099.00	19399.00	100.00
31	DADRA & NAGAR HAVELI	...	...	...	...	...	...	...	...	...	...	...	...
32	DAMAN & DIU	...	...	...	...	...	...	...	...	...	...	...	...
33	DELHI	...	...	...	...	...	...	...	...	...	...	...	...
34	LAKSHADWEEP	...	...	...	...	...	...	...	...	...	...	...	...
35	PUDUCHERRY	5689.00	0.00	5689.00	100.00	5501.00	0.00	5501.00	100.00	10604.00	0.00	10604.00	100.00
	TOTAL U. T.	8689.00	12959.00	21648.00	26.63	7901.00	14497.00	22398.00	16.82	13904.00	16099.00	30003.00	24.43
	TOTAL (STATE & UTs)	71352.00	1554983.00	1626335.00	23.95	164463.00	1976205.00	2140668.00	26.92	223533.00	2814221.00	3037754.00	31.82

... NI CNET ...

STATEMENT NO. ( 21 ) : BUDGETED EXPENDITURE ON EDUCATION OF THE EDUCATION DEPARTMENTS ACCORDING TO HEADS OF CHARGES ( REVENUE ACCOUNT ) FOR 2011-2012(ACTUAL)

( RUPEES IN THOUSANDS )

SL NO	STATE/ UNION TERRITORY	ELEMENTARY EDUCATION TOTAL	% AGE	SECONDARY EDUCATION TOTAL	% AGE	ADULT EDUCATION TOTAL	% AGE	UNI V. & HIGHER EDU. TOTAL	% AGE	TECHNICAL EDUCATION TOTAL	% AGE	PHYSICAL EDUCATION TOTAL	% AGE	GENERAL EDUCATION TOTAL	% AGE	LANGUAGE DEVELOPMENT TOTAL	% AGE	T O T A L
1	ANDHRA PRADESH	6366353.00	44.75	50957821.00	35.85	687398.00	0.48	19007536.00	13.37	6913527.00	4.86	0.00	...	678542.00	0.48	299489.00	0.21	142150666.00
2	ARUNACHAL PRADESH	2938759.00	62.03	1307731.00	27.60	48784.00	1.03	294547.00	6.22	39037.00	0.82	0.00	...	108837.00	2.30	0.00	...	4737695.00
3	ASSAM	32256733.00	52.95	17585555.00	28.87	224845.00	0.37	8951961.00	14.70	1127741.00	1.85	0.00	...	178771.00	0.29	592746.00	0.97	60918352.00
4	BIHAR	56723604.00	57.57	22180319.00	22.51	83969.00	0.09	17832936.00	18.10	552263.00	0.56	0.00	...	226084.00	0.23	929035.00	0.94	98528210.00
5	CHHATTISGARH	26771243.00	64.60	10875798.00	26.24	1000.00	0.00	3085471.00	7.45	496904.00	1.20	0.00	...	196924.00	0.48	13278.00	0.03	41440618.00
6	GOA	1849904.00	22.98	4184300.00	51.97	15414.00	0.19	1219968.00	15.15	693514.00	8.61	0.00	...	69403.00	0.86	18716.00	0.23	8051219.00
7	GUJARAT	67379588.00	58.60	32349720.00	28.14	50806.00	0.04	9964714.00	8.67	3558964.00	3.10	0.00	...	1578803.00	1.37	93969.00	0.08	114975654.00
8	HARYANA	33061799.00	53.36	18522413.00	29.90	23659.00	0.04	7805465.00	12.60	2543241.00	4.10	0.00	...	0.00	0.00	...	...	61956577.00
9	HIMACHAL PRADESH	15346400.00	57.69	8740412.00	32.86	19581.00	0.07	2024651.00	7.61	235973.00	0.89	0.00	...	178468.00	0.67	54670.00	0.21	26600159.00
10	JAMMU & KASHMIR	10625072.00	42.71	10800662.00	43.41	0.00	...	2874552.00	11.55	555782.00	2.23	0.00	...	21851.00	0.09	0.00	...	24877919.00
11	JHARKHAND	26957152.00	73.17	4589605.00	12.46	0.00	...	4391037.00	11.92	634148.00	1.72	0.00	...	0.00	...	268590.00	0.73	36840532.00
12	KARNATAKA	60524724.00	50.89	36487706.00	30.68	178365.00	0.15	16038724.00	13.49	3984494.00	3.35	0.00	...	1528130.00	1.28	191761.00	0.16	118933904.00
13	KERALA	38121487.00	41.91	34753838.00	38.21	88800.00	0.10	12859292.00	14.14	4247357.00	4.67	0.00	...	786528.00	0.86	99285.00	0.11	90956587.00
14	MADHYA PRADESH	61716436.00	64.92	22813809.00	24.00	1070.00	0.00	7309944.00	7.69	2095449.00	2.20	0.00	...	1059367.00	1.11	72384.00	0.08	95068459.00
15	MAHARASHTRA	122112666.00	44.27	114350261.00	41.46	194227.00	0.07	26646626.00	9.66	11365414.00	4.12	0.00	...	1167010.00	0.42	1116.00	0.00	275837320.00
16	MANI PUR	2306302.00	39.07	2093630.00	35.47	38035.00	0.64	1317352.00	22.32	53887.00	0.91	0.00	...	84886.00	1.44	9196.00	0.16	5903288.00
17	MEGHALAYA	5708711.00	63.18	2028309.00	22.45	43154.00	0.48	872293.00	9.65	131795.00	1.46	0.00	...	250802.00	2.78	445.00	0.00	9035509.00
18	MI ZORAM	2767577.00	49.40	1452852.00	25.93	30347.00	0.54	750177.00	13.39	60747.00	1.08	0.00	...	98151.00	1.75	443084.00	7.91	5602935.00
19	NAGALAND	3320072.00	46.50	3197817.00	44.79	1792.00	0.03	523569.00	7.33	90693.00	1.27	0.00	...	0.00	...	6112.00	0.09	7140055.00
20	ODI SHA	39796171.00	57.21	16473539.00	23.68	54981.00	0.08	11432090.00	16.44	1159972.00	1.67	0.00	...	184153.00	0.26	454747.00	0.65	69555653.00
21	PUNJAB	11652054.00	22.80	34468348.00	67.45	6671.00	0.01	3863018.00	7.56	760071.00	1.49	0.00	...	235597.00	0.46	116233.00	0.23	51101992.00
22	RAJASTHAN	68070633.00	59.93	36674196.00	32.29	391894.00	0.35	6436666.00	5.67	823520.00	0.73	0.00	...	160496.00	0.14	1030104.00	0.91	113587509.00
23	SIKKIM	116567.00	4.38	2239189.00	84.21	0.00	...	145032.00	5.45	13765.00	0.52	0.00	...	144533.00	5.44	0.00	...	2659086.00
24	TAMIL NADU	63052957.00	43.11	61196782.00	41.84	11380.00	0.01	15078061.00	10.31	6791036.00	4.64	0.00	...	19999.00	0.01	96845.00	0.07	146247060.00
25	TRI PURA	6603394.00	55.92	4272351.00	36.18	306601.00	2.60	470579.00	3.99	70736.00	0.60	0.00	...	61905.00	0.52	22122.00	0.19	11807688.00
26	UTTARAKHAND	14964755.00	45.38	15424019.00	46.77	0.00	...	1590475.00	4.82	747426.00	2.27	0.00	...	97231.00	0.29	154012.00	0.47	32977918.00
27	UTTAR PRADESH	158374613.00	65.20	67002216.00	27.58	0.00	...	13617575.00	5.61	1510036.00	0.62	0.00	...	1037188.00	0.43	1373414.00	0.57	242915042.00
28	WEST BENGAL	58349407.00	38.86	68080984.00	45.34	92387.00	0.06	18378992.00	12.24	2945780.00	1.96	0.00	...	1924147.00	1.28	368939.00	0.25	150140636.00
TOTAL STATES		1055075133.00	51.45	705104186.00	34.39	2595160.00	0.13	214783303.00	10.47	54203272.00	2.64	0.00	0.00	12077806.00	0.59	6710292.00	0.33	2050549152.00
29	A. & N. ISLANDS	1768459.00	55.17	1036663.00	32.34	9767.00	0.30	190044.00	5.93	113123.00	3.53	0.00	...	80493.00	2.51	6636.00	0.21	3205185.00
30	CHANDI GARH	1285455.00	36.68	781940.00	22.31	9469.00	0.27	963862.00	27.50	417076.00	11.90	0.00	...	30669.00	0.88	15959.00	0.46	3504430.00
31	DADRA & NAGAR HAVELI	545162.00	71.68	139915.00	18.40	861.00	0.11	0.00	...	26260.00	3.45	0.00	...	48322.00	6.35	0.00	...	760520.00
32	DAMAN & DIU	198313.00	38.22	229456.00	44.22	1049.00	0.20	27675.00	5.33	47897.00	9.23	0.00	...	14460.00	2.79	0.00	...	518850.00
33	DELHI	2706452.00	7.88	26676858.00	77.64	917437.00	2.67	1389328.00	4.04	1714260.00	4.99	0.00	...	900478.00	2.62	53000.00	0.15	34357813.00
34	LAKSHADWEEP	37500.00	4.07	405070.00	44.01	0.00	...	121911.00	13.25	0.00	0.00	0.00	...	35591.00	38.67	0.00	...	920400.00
35	PUDUCHERRY	1608307.00	35.79	1583496.00	35.24	7599.00	0.17	785927.00	17.49	394207.00	8.77	0.00	...	108303.00	2.41	5689.00	0.13	4493528.00
TOTAL U. T. s		8149648.00	17.06	30853398.00	64.60	946182.00	1.98	3478747.00	7.28	2712823.00	5.68	0.00	0.00	1538644.00	3.22	81284.00	0.17	47760726.00
TOTAL (STATES & UTs)		1063224781.00	50.67	735957584.00	35.07	3541342.00	0.17	218262050.00	10.40	56916095.00	2.71	0.00	0.00	13616450.00	0.65	6791576.00	0.32	2098309878.00
TOTAL CENTRE		313448400.00	52.02	87628900.00	14.54	5765700.00	0.96	112043277.00	18.59	79733728.00	13.23	0.00	...	1482382.00	0.25	2505594.00	0.42	602607981.00
GRAND TOTAL		1376673181.00	50.97	823586484.00	30.49	9307042.00	0.34	330305327.00	12.23	136649823.00	5.06	0.00	0.00	15098832.00	0.56	9297170.00	0.34	2700917859.00

... NI CNET. ...

STATEMENT NO. ( 21 A ) : BUDGETED EXPENDITURE ON EDUCATION ACCORDING TO HEADS OF CHARHES  
( CAPITAL ACCOUNT ) FOR 2011-2012(ACTUALS)

( RUPEES IN THOUSANDS )

SL NO	STATE/ UNI ON TERRI TORY	ELEMENTARY EDUCATI ON	SECONDARY EDUCATI ON	ADULT EDUCATI ON	UNI V. & HIGHER EDUCATI ON	TECHNI CAL EDUCATI ON	PHYSI CAL EDUCATI ON	GENERAL EDUCATI ON	LANGUAGE DEVELOPMENT	T O T A L
1	ANDHRA PRADESH	36896.00	86991.00	0.00	128126.00	148995.00	0.00	0.00	0.00	401008.00
2	ARUNACHAL PRADESH	30236.00	22100.00	0.00	1499752.00	15240.00	0.00	0.00	0.00	1567328.00
3	ASSAM	0.00	0.00	0.00	320.00	1757.00	0.00	0.00	0.00	2077.00
4	BI HAR	0.00	345910.00	0.00	0.00	153139.00	0.00	0.00	0.00	499049.00
5	CHHATTI SGARH	309765.00	564056.00	0.00	76529.00	261317.00	0.00	0.00	0.00	1211667.00
6	GOA	44112.00	100537.00	0.00	63030.00	143269.00	0.00	40804.00	0.00	391752.00
7	GUJARAT	4439609.00	0.00	0.00	0.00	244618.00	0.00	796671.00	0.00	5480898.00
8	HARYANA	0.00	79832.00	0.00	350935.00	310973.00	0.00	0.00	0.00	741740.00
9	HI MACHAL PRADESH	87052.00	58553.00	0.00	112500.00	452400.00	0.00	0.00	0.00	710505.00
10	JAMMU & KASHMI R	0.00	0.00	0.00	0.00	0.00	0.00	0.00	0.00	0.00
11	JHARKHAND	9247.00	170000.00	0.00	0.00	332045.00	0.00	0.00	0.00	511292.00
12	KARNATAKA	164933.00	332964.00	0.00	1492015.00	790897.00	0.00	0.00	0.00	2780809.00
13	KERALA	5341.00	78228.00	0.00	125795.00	0.00	0.00	873.00	0.00	210237.00
14	MADHYA PRADESH	4800.00	166038.00	0.00	133749.00	134267.00	0.00	72959.00	0.00	511813.00
15	MAHARASHTRA	0.00	0.00	0.00	107170.00	1359882.00	0.00	0.00	0.00	1467052.00
16	MANI PUR	68300.00	55000.00	0.00	108062.00	77773.00	0.00	28863.00	0.00	337998.00
17	MEGHALAYA	0.00	0.00	0.00	0.00	0.00	0.00	0.00	0.00	0.00
18	MI ZORAM	0.00	0.00	0.00	0.00	0.00	0.00	0.00	0.00	0.00
19	NAGALAND	0.00	260403.00	0.00	141946.00	30350.00	0.00	16945.00	0.00	449644.00
20	ODI SHA	0.00	287899.00	0.00	192343.00	188942.00	0.00	135400.00	0.00	804584.00
21	PUNJAB	583630.00	191154.00	0.00	250000.00	95425.00	0.00	150389.00	0.00	1270598.00
22	RAJASTHAN	0.00	0.00	0.00	48890.00	196694.00	0.00	249.00	0.00	245833.00
23	SI KKI M	90047.00	143838.00	0.00	330313.00	0.00	0.00	0.00	0.00	564198.00
24	TAMI L NADU	9248.00	7323.00	0.00	103016.00	36400.00	0.00	0.00	0.00	155987.00
25	TRI PURA	53417.00	611043.00	0.00	320342.00	174689.00	0.00	9750.00	0.00	1169241.00
26	UTTARAKHAND	335390.00	706946.00	0.00	58170.00	89137.00	0.00	0.00	12448.00	1202091.00
27	UTTAR PRADESH	0.00	335622.00	0.00	522245.00	1949191.00	0.00	181865.00	0.00	2988923.00
28	WEST BENGAL	54250.00	70424.00	0.00	44517.00	546612.00	0.00	110175.00	0.00	825978.00
TOTAL STATES		6326273.00	4674861.00	0.00	6209765.00	7734012.00	0.00	1544943.00	12448.00	26502302.00
29	A. & N. ISLANDS	28197.00	69939.00	0.00	36983.00	61640.00	0.00	0.00	0.00	196759.00
30	CHANDI GARH	4122.00	131851.00	0.00	45461.00	80805.00	0.00	17535.00	0.00	279774.00
31	DADRA & NAGAR HAVELI	0.00	65500.00	0.00	0.00	20600.00	0.00	0.00	0.00	86100.00
32	DAMAN & DI U	0.00	0.00	0.00	0.00	599.00	0.00	57006.00	0.00	57605.00
33	DELHI	768190.00	0.00	0.00	207562.00	77794.00	0.00	1984577.00	0.00	3038123.00
34	LAKSHADWEEP	0.00	65646.00	0.00	82850.00	0.00	0.00	0.00	0.00	148496.00
35	PUDUCHERRY	25876.00	49423.00	0.00	23750.00	0.00	0.00	0.00	0.00	99049.00
TOTAL U. T. s		826385.00	382359.00	0.00	396606.00	241438.00	0.00	2059118.00	0.00	3905906.00
TOTAL (STATES & UT)		7152658.00	5057220.00	0.00	6606371.00	7975450.00	0.00	3604061.00	12448.00	30408208.00

.. NI CNET. .

STATEMENT NO. ( 21 B ) : BUDGETED EXPENDITURE ON EDUCATION ACCORDING TO HEADS OF CHARHES  
( LOAN AND ADVANCES ACCOUNT ) FOR 2011-2012(ACTUALS)

( RUPEES IN THOUSANDS )

SL NO	STATE/ UNI ON TERRITORY	ELEMENTARY EDUCATI ON	SECONDARY EDUCATI ON	ADULT EDUCATI ON	UNI V. & HI GHER EDUCATI ON	TECHNI CAL EDUCATI ON	PHYSI CAL EDUCATI ON	GENERAL EDUCATI ON	LANGUAGE DEVELOPMENT	T O T A L
1	ANDHRA PRADESH	0.00	0.00	0.00	105600.00	0.00	0.00	0.00	0.00	105600.00
2	ARUNACHAL PRADESH	0.00	0.00	0.00	0.00	0.00	0.00	0.00	0.00	0.00
3	ASSAM	0.00	0.00	0.00	0.00	0.00	0.00	0.00	0.00	0.00
4	BI HAR	0.00	0.00	0.00	0.00	0.00	0.00	0.00	0.00	0.00
5	CHHATTI SGARH	0.00	0.00	0.00	0.00	0.00	0.00	0.00	0.00	0.00
6	GOA	0.00	0.00	0.00	29000.00	0.00	0.00	0.00	0.00	29000.00
7	GUJARAT	0.00	0.00	0.00	0.00	0.00	0.00	0.00	0.00	0.00
8	HARYANA	0.00	0.00	0.00	0.00	0.00	0.00	0.00	0.00	0.00
9	HI MACHAL PRADESH	0.00	0.00	0.00	7000.00	46100.00	0.00	0.00	0.00	53100.00
10	JAMMU & KASHMI R	0.00	0.00	0.00	0.00	0.00	0.00	0.00	0.00	0.00
11	JHARKHAND	0.00	0.00	0.00	0.00	0.00	0.00	0.00	0.00	0.00
12	KARNATAKA	0.00	0.00	0.00	0.00	0.00	0.00	0.00	0.00	0.00
13	KERALA	0.00	0.00	0.00	0.00	0.00	0.00	0.00	0.00	0.00
14	MADHYA PRADESH	0.00	0.00	0.00	40000.00	0.00	0.00	0.00	0.00	40000.00
15	MAHARASHTRA	0.00	0.00	0.00	0.00	0.00	0.00	0.00	0.00	0.00
16	MANI PUR	0.00	0.00	0.00	0.00	0.00	0.00	0.00	0.00	0.00
17	MEGHALAYA	0.00	0.00	0.00	0.00	0.00	0.00	0.00	0.00	0.00
18	MI ZORAM	0.00	0.00	0.00	0.00	0.00	0.00	0.00	0.00	0.00
19	NAGALAND	0.00	0.00	0.00	0.00	0.00	0.00	0.00	0.00	0.00
20	ODI SHA	0.00	0.00	0.00	4173.00	0.00	0.00	0.00	0.00	4173.00
21	PUNJAB	0.00	0.00	0.00	0.00	0.00	0.00	0.00	0.00	0.00
22	RAJASTHAN	0.00	0.00	0.00	300000.00	0.00	0.00	0.00	0.00	300000.00
23	SI KKI M	0.00	0.00	0.00	80000.00	0.00	0.00	0.00	0.00	80000.00
24	TAMI L NADU	0.00	0.00	0.00	0.00	0.00	0.00	0.00	0.00	0.00
25	TRI PURA	0.00	0.00	0.00	0.00	0.00	0.00	0.00	0.00	0.00
26	UTTARAKHAND	0.00	0.00	0.00	0.00	0.00	0.00	0.00	0.00	0.00
27	UTTAR PRADESH	0.00	0.00	0.00	0.00	0.00	0.00	0.00	0.00	0.00
28	WEST BENGAL	0.00	0.00	0.00	0.00	0.00	0.00	0.00	0.00	0.00
TOTAL STATES		0.00	0.00	0.00	565773.00	46100.00	0.00	0.00	0.00	611873.00
29	A. & N. ISLANDS	0.00	0.00	0.00	0.00	0.00	0.00	0.00	0.00	0.00
30	CHANDI GARH	0.00	0.00	0.00	0.00	0.00	0.00	0.00	0.00	0.00
31	DADRA & NAGAR HAVELI	0.00	0.00	0.00	0.00	0.00	0.00	0.00	0.00	0.00
32	DAMAN & DI U	0.00	0.00	0.00	0.00	0.00	0.00	0.00	0.00	0.00
33	DELHI	0.00	0.00	0.00	0.00	500000.00	0.00	0.00	0.00	500000.00
34	LAKSHADWEEP	0.00	0.00	0.00	0.00	0.00	0.00	0.00	0.00	0.00
35	PUDUCHERRY	0.00	0.00	0.00	0.00	0.00	0.00	0.00	0.00	0.00
TOTAL U. T. s		0.00	0.00	0.00	0.00	500000.00	0.00	0.00	0.00	500000.00
TOTAL (STATES & UT)		0.00	0.00	0.00	565773.00	546100.00	0.00	0.00	0.00	1111873.00

.. NI CNET. .

STATEMENT NO. ( 22 ) : BUDGETED EXPENDITURE ON EDUCATION OF THE EDUCATION DEPARTMENTS ACCORDING TO HEADS OF CHARGES ( REVENUE ACCOUNT ) FOR 2012-2013 (REVISED ESTIMATES)

( RUPEES IN THOUSANDS )

SL NO	STATE/ UNION TERRITORY	ELEMENTARY EDUCATION TOTAL	% AGE	SECONDARY EDUCATION TOTAL	% AGE	ADULT EDUCATION TOTAL	% AGE	UNI V. & HIGHER EDU. TOTAL	% AGE	TECHNICAL EDUCATION TOTAL	% AGE	PHYSICAL EDUCATION TOTAL	% AGE	GENERAL EDUCATION TOTAL	% AGE	LANGUAGE DEVELOPMENT TOTAL	% AGE	T O T A L
1	ANDHRA PRADESH	69951964.00	41.72	61291306.00	36.56	277463.00	0.17	26081564.00	15.56	8893709.00	5.30	0.00	...	833389.00	0.50	335230.00	0.20	167664625.00
2	ARUNACHAL PRADESH	4556458.00	67.85	1563613.00	23.28	56129.00	0.84	439640.00	6.55	43405.00	0.65	0.00	...	56573.00	0.84	0.00	...	6715818.00
3	ASSAM	43646228.00	51.02	24098185.00	28.17	336285.00	0.39	14920740.00	17.44	1588260.00	1.86	0.00	...	263162.00	0.31	702342.00	0.82	85555202.00
4	BIHAR	89371068.00	62.28	23349662.00	16.27	2040414.00	1.42	26026409.00	18.14	633558.00	0.44	0.00	...	836719.00	0.58	1249200.00	0.87	143507030.00
5	CHHATTI SGARH	35213930.00	63.02	14775233.00	26.44	171500.00	0.31	4008820.00	7.17	1143925.00	2.05	0.00	...	539990.00	0.97	27108.00	0.05	55880506.00
6	GOA	1932163.00	20.55	5237950.00	55.71	25655.00	0.27	1409732.00	14.99	682847.00	7.26	0.00	...	81486.00	0.87	32000.00	0.34	9401833.00
7	GUJARAT	76088802.00	58.42	36207864.00	27.80	36594.00	0.03	11409774.00	8.76	4539756.00	3.49	0.00	...	1878666.00	1.44	89487.00	0.07	130250943.00
8	HARYANA	47889033.00	62.66	16640191.00	21.77	18052.00	0.02	8488626.00	11.11	3386269.00	4.43	0.00	...	0.00	...	0.00	...	76422171.00
9	HIMACHAL PRADESH	18340352.00	57.89	10294460.00	32.49	9697.00	0.03	2491957.00	7.87	352701.00	1.11	0.00	...	117532.00	0.37	75634.00	0.24	31682333.00
10	JAMMU & KASHMIR	11402276.00	38.93	13013042.00	44.42	0.00	...	4038184.00	13.79	809095.00	2.76	0.00	...	30009.00	0.10	0.00	...	29292606.00
11	JHARKHAND	35334724.00	70.64	6829627.00	13.65	0.00	...	6530699.00	13.06	1054925.00	2.11	0.00	...	0.00	...	273180.00	0.55	50023155.00
12	KARNATAKA	84159439.00	54.22	45020095.00	29.00	216219.00	0.14	18980874.00	12.23	4601906.00	2.96	0.00	...	1991310.00	1.28	247921.00	0.16	155217764.00
13	KERALA	37122604.00	38.49	37661807.00	39.05	139201.00	0.14	15829989.00	16.41	4505772.00	4.67	0.00	...	1102316.00	1.14	93674.00	0.10	96455363.00
14	MADHYA PRADESH	76007190.00	62.20	32153276.00	26.31	8003.00	0.01	9997326.00	8.18	2523803.00	2.07	0.00	...	1399083.00	1.15	100413.00	0.08	122189094.00
15	MAHARASHTRA	139241279.00	43.40	127654184.00	39.79	205238.00	0.06	37900363.00	11.81	14489580.00	4.52	0.00	...	1317222.00	0.41	1226.00	0.00	320809092.00
16	MANI PUR	3266104.00	45.38	2223292.00	30.89	71552.00	0.99	1413357.00	19.64	88338.00	1.23	0.00	...	126435.00	1.76	8701.00	0.12	7197779.00
17	MEGHALAYA	3774811.00	50.89	2359423.00	31.81	42897.00	0.58	838719.00	11.31	172800.00	2.33	0.00	...	229026.00	3.09	300.00	0.00	7417976.00
18	MI ZORAM	3260896.00	47.39	1740614.00	25.29	35710.00	0.52	1037860.00	15.08	82867.00	1.20	0.00	...	156888.00	2.28	566615.00	8.23	6881450.00
19	NAGALAND	7729422.00	63.74	3589663.00	29.60	21.00	0.00	692031.00	5.71	109074.00	0.90	0.00	...	0.00	...	6809.00	0.06	12127020.00
20	ODI SHA	47086306.00	58.34	18937094.00	23.46	101000.00	0.13	12153818.00	15.06	1010532.00	1.25	0.00	...	738750.00	0.92	683123.00	0.85	80710623.00
21	PUNJAB	18407989.00	25.18	42904324.00	58.68	9000.00	0.01	10002879.00	13.68	1345135.00	1.84	0.00	...	290861.00	0.40	149525.00	0.20	73109713.00
22	RAJASTHAN	74148001.00	54.57	49222757.00	36.59	177428.00	0.13	9344481.00	6.88	1029711.00	0.76	0.00	...	252380.00	0.19	1198424.00	0.88	135873182.00
23	SIKKIM	128091.00	4.08	2652784.00	84.45	250.00	0.01	162620.00	5.18	13933.00	0.44	0.00	...	181386.00	5.77	2003.00	0.06	3141067.00
24	TAMIL NADU	71571769.00	42.97	71270871.00	42.79	12799.00	0.01	15093222.00	9.06	8481859.00	5.09	0.00	...	910.00	0.00	136430.00	0.08	166567860.00
25	TRI PURA	7491638.00	54.72	4922616.00	35.95	380669.00	2.78	665964.00	4.86	134368.00	0.98	0.00	...	67722.00	0.49	28280.00	0.21	13691257.00
26	UTTARAKHAND	16843159.00	43.73	18570126.00	48.21	0.00	...	2017865.00	5.24	769232.00	2.00	0.00	...	128932.00	0.33	190065.00	0.49	38519379.00
27	UTTAR PRADESH	181175411.00	61.60	93566910.00	31.81	0.00	...	14797358.00	5.03	2310460.00	0.79	0.00	...	1143282.00	0.39	1120869.00	0.38	294114290.00
28	WEST BENGAL	66055430.00	38.33	77704426.00	45.09	291889.00	0.17	21616431.00	12.54	4375466.00	2.54	0.00	...	1806971.00	1.05	499833.00	0.29	172350446.00
TOTAL STATES		1271196537.00	51.00	845955395.00	33.94	4663665.00	0.19	278391302.00	11.17	69173286.00	2.77	0.00	0.00	15571000.00	0.62	7818392.00	0.31	2492769577.00
29	A. & N. ISLANDS	2085341.00	54.81	1203898.00	31.64	10859.00	0.29	214236.00	5.63	114600.00	3.01	0.00	...	166526.00	4.38	9240.00	0.24	3804700.00
30	CHANDI GARH	1345400.00	32.80	957274.00	23.34	12400.00	0.30	1166855.00	28.45	568400.00	13.86	0.00	...	34574.00	0.84	16897.00	0.41	4101800.00
31	DADRA & NAGAR HAVELI	635800.00	61.27	176650.00	17.02	1100.00	0.11	150000.00	14.46	30200.00	2.91	0.00	...	43950.00	4.24	0.00	...	1037700.00
32	DAMAN & DIU	213100.00	34.29	281200.00	45.25	1300.00	0.21	42700.00	6.87	56900.00	9.16	0.00	...	26300.00	4.23	0.00	...	621500.00
33	DELHI	3621310.00	8.81	31554400.00	76.77	1055645.00	2.57	1545900.00	3.76	2076724.00	5.05	0.00	...	1147665.00	2.79	101500.00	0.25	41103144.00
34	LAKSHADWEEP	0.00	0.00	8700.00	0.88	0.00	...	0.00	...	0.00	...	0.00	...	974600.00	99.12	0.00	...	983300.00
35	PUDUCHERRY	1753346.00	35.56	1715573.00	34.80	4350.00	0.09	760520.00	15.43	611371.00	12.40	0.00	...	79706.00	1.62	5501.00	0.11	4930367.00
TOTAL U. T. s		9654297.00	17.06	35897695.00	63.44	1085654.00	1.92	3880211.00	6.86	3458195.00	6.11	0.00	0.00	2473321.00	4.37	133138.00	0.24	56582511.00
TOTAL (STATES & UTs)		1280850834.00	50.24	881853090.00	34.59	5749319.00	0.23	282271513.00	11.07	72631481.00	2.85	0.00	0.00	18044321.00	0.71	7951530.00	0.31	2549352088.00
TOTAL CENTRE		3573267300.00	53.48	930000000.00	13.92	5093300.00	0.76	121758600.00	18.22	85453100.00	12.79	0.00	...	1981600.00	0.30	3576400.00	0.54	6681897000.00
GRAND TOTAL		1638177534.00	50.91	974853090.00	30.30	10842619.00	0.34	404030113.00	12.56	158084581.00	4.91	0.00	0.00	20025921.00	0.62	11527930.00	0.36	3217541788.00

.. NI CNET. .

STATEMENT NO. ( 22 A ) : BUDGETED EXPENDITURE ON EDUCATION ACCORDING TO HEADS OF CHARHES  
( CAPITAL ACCOUNT ) FOR 2012-2013(REVISED ESTIMATES)

( RUPEES IN THOUSANDS )

SL NO	STATE/ UNION TERRITORY	ELEMENTARY EDUCATION	SECONDARY EDUCATION	ADULT EDUCATION	UNI V. & HIGHER EDUCATION	TECHNICAL EDUCATION	PHYSICAL EDUCATION	GENERAL EDUCATION	LANGUAGE DEVELOPMENT	T O T A L
1	ANDHRA PRADESH	151095.00	35000.00	0.00	283538.00	940000.00	0.00	0.00	0.00	1409633.00
2	ARUNACHAL PRADESH	56917.00	47547.00	1000.00	668170.00	63500.00	0.00	0.00	0.00	837134.00
3	ASSAM	0.00	0.00	0.00	0.00	0.00	0.00	0.00	0.00	0.00
4	BIHAR	0.00	2400000.00	0.00	1000000.00	250200.00	0.00	0.00	0.00	3650200.00
5	CHHATTISGARH	104531.00	860800.00	0.00	116500.00	1066600.00	0.00	0.00	0.00	2148431.00
6	GOA	51796.00	109039.00	0.00	106493.00	134669.00	0.00	171000.00	0.00	572997.00
7	GUJARAT	4598454.00	147759.00	0.00	0.00	421810.00	0.00	1026617.00	0.00	6194640.00
8	HARYANA	0.00	217999.00	0.00	970000.00	220000.00	0.00	0.00	0.00	1407999.00
9	HIMACHAL PRADESH	93125.00	369343.00	0.00	139496.00	492513.00	0.00	0.00	0.00	1094477.00
10	JAMMU & KASHMIR	67200.00	2017130.00	0.00	1456320.00	120000.00	0.00	0.00	0.00	3660650.00
11	JHARKHAND	100000.00	371500.00	0.00	0.00	261750.00	0.00	0.00	0.00	733250.00
12	KARNATAKA	180000.00	2588500.00	0.00	2193730.00	477500.00	0.00	0.00	0.00	5439730.00
13	KERALA	8708.00	160013.00	0.00	181969.00	0.00	0.00	0.00	0.00	350690.00
14	MADHYA PRADESH	95224.00	163500.00	0.00	276000.00	176186.00	0.00	65000.00	0.00	775910.00
15	MAHARASHTRA	0.00	0.00	0.00	195893.00	1212026.00	0.00	0.00	0.00	1407919.00
16	MANI PUR	4200.00	0.00	0.00	0.00	69980.00	0.00	9100.00	0.00	83280.00
17	MEGHALAYA	0.00	0.00	0.00	50000.00	0.00	0.00	0.00	0.00	50000.00
18	MI ZORAM	0.00	0.00	0.00	0.00	0.00	0.00	0.00	0.00	0.00
19	NAGALAND	0.00	268800.00	0.00	192500.00	20500.00	0.00	9000.00	0.00	490800.00
20	ODI SHA	0.00	100000.00	0.00	670018.00	1663914.00	0.00	10500.00	0.00	2444432.00
21	PUNJAB	548486.00	2471765.00	0.00	186350.00	368525.00	0.00	1734042.00	0.00	5309168.00
22	RAJASTHAN	0.00	20001.00	0.00	132500.00	246737.00	0.00	23000.00	0.00	422238.00
23	SIKKIM	141841.00	120062.00	0.00	347703.00	0.00	0.00	0.00	0.00	609606.00
24	TAMIL NADU	7251.00	255382.00	0.00	443127.00	173334.00	0.00	0.00	0.00	879094.00
25	TRI PURA	4038.00	748745.00	0.00	475746.00	303682.00	0.00	30122.00	0.00	1562333.00
26	UTTARAKHAND	558807.00	1862997.00	0.00	403503.00	530602.00	0.00	5000.00	6501.00	3367410.00
27	UTTAR PRADESH	388154.00	1872492.00	0.00	1652604.00	3631750.00	0.00	126244.00	0.00	7671244.00
28	WEST BENGAL	300000.00	2245300.00	0.00	293000.00	1767600.00	0.00	834800.00	0.00	5440700.00
TOTAL STATES		7459827.00	19453674.00	1000.00	12435160.00	14613378.00	0.00	4044425.00	6501.00	58013965.00
29	A. & N. ISLANDS	51000.00	61000.00	0.00	63700.00	79900.00	0.00	0.00	0.00	255600.00
30	CHANDI GARH	14900.00	207424.00	0.00	115526.00	52200.00	0.00	45850.00	0.00	435900.00
31	DADRA & NAGAR HAVELI	0.00	52500.00	0.00	0.00	50600.00	0.00	0.00	0.00	103100.00
32	DAMAN & DIU	0.00	0.00	0.00	0.00	2500.00	0.00	90800.00	0.00	93300.00
33	DELHI	1185000.00	0.00	0.00	1545100.00	99600.00	0.00	774000.00	0.00	3603700.00
34	LAKSHADWEEP	0.00	30000.00	0.00	60000.00	0.00	0.00	0.00	0.00	90000.00
35	PUDUCHERRY	18610.00	45955.00	0.00	15530.00	0.00	0.00	0.00	0.00	80095.00
TOTAL U. T. s		1269510.00	396879.00	0.00	1799856.00	284800.00	0.00	910650.00	0.00	4661695.00
TOTAL (STATES & UT)		8729337.00	19850553.00	1000.00	14235016.00	14898178.00	0.00	4955075.00	6501.00	62675660.00

.. NI CNET ..



STATEMENT NO. ( 22 B ): BUDGETED EXPENDITURE ON EDUCATION ACCORDING TO HEADS OF CHARGES  
( LOAN AND ADVANCES ACCOUNT ) FOR 2012-2013(REVISED ESTIMATES)

( RUPEES IN THOUSANDS )

SL NO	STATE/ UNION TERRITORY	ELEMENTARY EDUCATION	SECONDARY EDUCATION	ADULT EDUCATION	UNI V. & HIGHER EDUCATION	TECHNICAL EDUCATION	PHYSICAL EDUCATION	GENERAL EDUCATION	LANGUAGE DEVELOPMENT	T O T A L
1	ANDHRA PRADESH	0.00	0.00	0.00	0.00	0.00	0.00	0.00	0.00	0.00
2	ARUNACHAL PRADESH	0.00	0.00	0.00	0.00	0.00	0.00	0.00	0.00	0.00
3	ASSAM	0.00	800.00	0.00	1200.00	0.00	0.00	0.00	0.00	2000.00
4	BIHAR	0.00	0.00	0.00	0.00	0.00	0.00	0.00	0.00	0.00
5	CHHATTISGARH	0.00	0.00	0.00	0.00	0.00	0.00	0.00	0.00	0.00
6	GOA	0.00	5000.00	0.00	0.00	0.00	0.00	0.00	0.00	5000.00
7	GUJARAT	0.00	0.00	0.00	0.00	0.00	0.00	0.00	0.00	0.00
8	HARYANA	0.00	0.00	0.00	0.00	0.00	0.00	0.00	0.00	0.00
9	HIMACHAL PRADESH	0.00	0.00	0.00	0.00	1.00	0.00	0.00	0.00	1.00
10	JAMMU & KASHMIR	0.00	0.00	0.00	0.00	0.00	0.00	0.00	0.00	0.00
11	JHARKHAND	0.00	0.00	0.00	0.00	0.00	0.00	0.00	0.00	0.00
12	KARNATAKA	0.00	0.00	0.00	0.00	0.00	0.00	0.00	0.00	0.00
13	KERALA	0.00	0.00	0.00	0.00	0.00	0.00	0.00	0.00	0.00
14	MADHYA PRADESH	0.00	0.00	0.00	40000.00	100.00	0.00	0.00	0.00	40100.00
15	MAHARASHTRA	0.00	0.00	0.00	0.00	0.00	0.00	0.00	0.00	0.00
16	MANIPUR	0.00	0.00	0.00	0.00	0.00	0.00	0.00	0.00	0.00
17	MEGHALAYA	0.00	0.00	0.00	0.00	0.00	0.00	0.00	0.00	0.00
18	MI ZORAM	0.00	0.00	0.00	0.00	0.00	0.00	0.00	0.00	0.00
19	NAGALAND	0.00	0.00	0.00	0.00	0.00	0.00	0.00	0.00	0.00
20	ODISHA	0.00	0.00	0.00	15000.00	0.00	0.00	0.00	0.00	15000.00
21	PUNJAB	0.00	0.00	0.00	0.00	0.00	0.00	0.00	0.00	0.00
22	RAJASTHAN	0.00	0.00	0.00	180000.00	0.00	0.00	0.00	0.00	180000.00
23	SIKKIM	0.00	0.00	0.00	50000.00	0.00	0.00	0.00	0.00	50000.00
24	TAMIL NADU	0.00	0.00	0.00	0.00	0.00	0.00	0.00	0.00	0.00
25	TRIPURA	0.00	0.00	0.00	0.00	0.00	0.00	0.00	0.00	0.00
26	UTTARAKHAND	0.00	0.00	0.00	0.00	0.00	0.00	0.00	0.00	0.00
27	UTTAR PRADESH	0.00	0.00	0.00	0.00	0.00	0.00	0.00	0.00	0.00
28	WEST BENGAL	0.00	0.00	0.00	0.00	0.00	0.00	500.00	0.00	500.00
TOTAL STATES		0.00	5800.00	0.00	286200.00	101.00	0.00	500.00	0.00	292601.00
29	A. & N. ISLANDS	0.00	0.00	0.00	0.00	0.00	0.00	0.00	0.00	0.00
30	CHANDIGARH	0.00	0.00	0.00	0.00	0.00	0.00	0.00	0.00	0.00
31	DADRA & NAGAR HAVELI	0.00	0.00	0.00	0.00	0.00	0.00	0.00	0.00	0.00
32	DAMAN & DIU	0.00	0.00	0.00	0.00	0.00	0.00	0.00	0.00	0.00
33	DELHI	0.00	0.00	0.00	0.00	200000.00	0.00	0.00	0.00	200000.00
34	LAKSHADWEEP	0.00	0.00	0.00	0.00	0.00	0.00	0.00	0.00	0.00
35	PUDUCHERRY	0.00	0.00	0.00	0.00	0.00	0.00	0.00	0.00	0.00
TOTAL U. T. s		0.00	0.00	0.00	0.00	200000.00	0.00	0.00	0.00	200000.00
TOTAL (STATES & UT)		0.00	5800.00	0.00	286200.00	200101.00	0.00	500.00	0.00	492601.00

.. NI CNET ..

STATEMENT NO. ( 23 ): BUDGETED EXPENDITURE ON EDUCATION OF THE EDUCATION DEPARTMENTS ACCORDING TO HEADS OF CHARGES ( REVENUE ACCOUNT ) FOR 2013-2014 (BUDGET ESTIMATES)

( RUPEES IN THOUSANDS )

SL NO	STATE/ UNION TERRITORY	ELEMENTARY EDUCATION TOTAL	% AGE	SECONDARY EDUCATION TOTAL	% AGE	ADULT EDUCATION TOTAL	% AGE	UNI V. & HIGHER EDU. TOTAL	% AGE	TECHNICAL EDUCATION TOTAL	% AGE	PHYSICAL EDUCATION TOTAL	% AGE	GENERAL EDUCATION TOTAL	% AGE	LANGUAGE DEVELOPMENT TOTAL	% AGE	T O T A L
1	ANDHRA PRADESH	82944617.00	42.84	71367278.00	36.86	500619.00	0.26	26442825.00	13.66	10818800.00	5.59	0.00	...	1171605.00	0.61	354971.00	0.18	193600715.00
2	ARUNACHAL PRADESH	3892240.00	63.76	1584313.00	25.95	62997.00	1.03	450166.00	7.37	53013.00	0.87	0.00	...	62209.00	1.02	0.00	...	6104048.00
3	ASSAM	50043177.00	54.59	24996751.00	27.27	29546.00	0.33	13828442.00	15.08	876499.00	0.96	0.00	...	258910.00	0.28	1367720.00	1.49	91671045.00
4	BIHAR	100607065.00	61.48	23581337.00	14.41	2233151.00	1.36	33934945.00	20.74	868621.00	0.53	0.00	...	1169705.00	0.71	1240724.00	0.76	163635548.00
5	CHHATTISGARH	41867880.00	56.92	24165232.00	32.85	66300.00	0.09	5808750.00	7.90	1063260.00	1.45	0.00	...	555430.00	0.76	20900.00	0.04	73555942.00
6	GOA	2219307.00	20.75	5935331.00	55.49	23619.00	0.22	1593600.00	14.90	781146.00	7.30	0.00	...	93252.00	0.87	49500.00	0.46	10695755.00
7	GUJARAT	83095101.00	59.61	37327809.00	26.78	34000.00	0.02	10241867.00	7.35	5433328.00	3.91	0.00	...	3163303.00	2.27	84768.00	0.06	139390176.00
8	HARYANA	67223485.00	65.69	21704455.00	21.21	114390.00	0.11	9556337.00	9.34	3735000.00	3.65	0.00	...	0.00	...	0.00	...	102333667.00
9	HIMACHAL PRADESH	2908041.00	59.52	11243369.00	32.01	6601.00	0.02	2407331.00	6.85	331085.00	0.94	0.00	...	148909.00	0.42	83836.00	0.24	35129172.00
10	JAMMU & KASHMIR	12902669.00	39.56	14402157.00	44.16	0.00	...	4337119.00	13.30	939054.00	2.88	0.00	...	32262.00	0.10	0.00	...	32613260.00
11	JHARKHAND	37918480.00	71.28	7198937.00	13.53	0.00	...	6629785.00	12.46	1124409.00	2.11	0.00	...	0.00	...	325578.00	0.61	53197189.00
12	KARNATAKA	94179399.00	51.88	51710187.00	28.48	158132.00	0.09	23899896.00	13.17	5926095.00	3.26	0.00	...	5374044.00	2.96	292992.00	0.16	181540745.00
13	KERALA	43216379.00	38.00	44468362.00	39.10	190001.00	0.17	19205896.00	16.89	5506314.00	4.84	0.00	...	1034848.00	0.91	115278.00	0.10	113737078.00
14	MADHYA PRADESH	87181120.00	64.48	33014581.00	24.42	0.00	...	11100317.00	8.21	2498625.00	1.85	0.00	...	1300191.00	0.96	109962.00	0.08	135204796.00
15	MAHARASHTRA	147018050.00	41.12	151333830.00	42.33	220655.00	0.06	42214647.00	11.81	15078768.00	4.22	0.00	...	1652160.00	0.46	1296.00	0.00	357519406.00
16	MANI PUR	3675232.00	47.37	2323309.00	29.94	67709.00	0.87	1479826.00	19.07	94477.00	1.22	0.00	...	110827.00	1.43	7969.00	0.10	7759349.00
17	MEGHALAYA	4384462.00	52.22	2384547.00	28.40	48274.00	0.57	1102202.00	13.13	136700.00	1.63	0.00	...	339315.00	4.04	400.00	0.00	8395900.00
18	MI ZORAM	3315130.00	48.24	1701924.00	24.77	44570.00	0.65	962875.00	14.01	82289.00	1.20	0.00	...	147356.00	2.14	617735.00	8.99	6871879.00
19	NAGALAND	7251516.00	58.54	4340187.00	35.04	21.00	0.00	678973.00	5.48	98486.00	0.80	0.00	...	0.00	...	17246.00	0.14	12386429.00
20	ODISHA	50787070.00	57.18	22324397.00	25.14	107000.00	0.12	13880963.00	15.63	915336.00	1.03	0.00	...	242366.00	0.27	559330.00	0.63	88816462.00
21	PUNJAB	19979749.00	29.80	40259025.00	60.04	9000.00	0.01	5312191.00	7.92	986716.00	1.47	0.00	...	284880.00	0.42	217341.00	0.32	67048902.00
22	RAJASTHAN	85967978.00	54.36	60077114.00	37.99	306739.00	0.19	8806771.00	5.57	1370491.00	0.87	0.00	...	281437.00	0.18	1338746.00	0.85	158149276.00
23	SIKKIM	135928.00	3.99	2671020.00	78.43	1000.00	0.03	173963.00	5.11	4936.00	0.14	0.00	...	417767.00	12.27	850.00	0.02	3405464.00
24	TAMIL NADU	82131471.00	42.88	80457121.00	42.01	13335.00	0.01	18099521.00	9.45	10675368.00	5.57	0.00	...	1000.00	0.00	153477.00	0.08	191531293.00
25	TRIPURA	9234149.00	56.73	5505420.00	33.82	486971.00	2.99	775718.00	4.77	156439.00	0.96	0.00	...	78306.00	0.48	40777.00	0.25	16277780.00
26	UTTARAKHAND	19414164.00	43.91	21504088.00	48.64	0.00	...	2047701.00	4.63	897951.00	2.03	0.00	...	141263.00	0.32	208077.00	0.47	44213244.00
27	UTTAR PRADESH	198319647.00	60.69	97800221.00	29.93	0.00	...	25282052.00	7.74	2333351.00	0.71	0.00	...	1395490.00	0.43	1664203.00	0.51	326794964.00
28	WEST BENGAL	72326042.00	38.84	85660606.00	46.01	213730.00	0.11	20884467.00	11.22	4589936.00	2.47	0.00	...	1978536.00	1.06	542964.00	0.29	186196281.00
	TOTAL STATES	1432139548.00	51.01	951042908.00	33.87	5208360.00	0.19	311139145.00	11.08	77386493.00	2.76	0.00	0.00	21435371.00	0.76	9424830.00	0.34	2807776655.00
29	A & N ISLANDS	2100447.00	53.07	1266635.00	32.00	11453.00	0.29	240049.00	6.07	128400.00	3.24	0.00	...	201116.00	5.08	9800.00	0.25	3957900.00
30	CHANDIGARH	1640816.00	35.50	1074753.00	23.25	12984.00	0.28	1247541.00	26.99	587700.00	12.71	0.00	...	38907.00	0.84	19399.00	0.42	4622100.00
31	DADRA & NAGAR HAVELI	652100.00	61.83	285518.00	27.07	1000.00	0.09	40000.00	3.79	36800.00	3.49	0.00	...	39282.00	3.72	0.00	...	1054700.00
32	DAMAN & DIU	239200.00	33.31	326500.00	45.46	1300.00	0.18	50700.00	7.06	75100.00	10.46	0.00	...	25400.00	3.54	0.00	...	718200.00
33	DELHI	4248870.00	8.93	36616480.00	76.95	1134250.00	2.38	1667000.00	3.50	2271660.00	4.77	0.00	...	1565490.00	3.29	83000.00	0.17	47586750.00
34	LAKSHADWEEP	380000.00	35.41	7700.00	0.72	0.00	...	0.00	...	0.00	...	0.00	...	685300.00	63.87	0.00	...	1073000.00
35	PUDUCHERRY	2011554.00	34.37	1898472.00	32.44	4814.00	0.08	1301828.00	22.24	531058.00	9.07	0.00	...	94254.00	1.61	10604.00	0.18	5852584.00
	TOTAL U. T. s	11272987.00	17.38	41476058.00	63.94	1165801.00	1.80	4547118.00	7.01	3630718.00	5.60	0.00	0.00	2649749.00	4.09	122803.00	0.19	64865234.00
	TOTAL (STATES & UTs)	1443412535.00	50.25	992518966.00	34.55	6374161.00	0.22	315686263.00	10.99	81017211.00	2.82	0.00	0.00	24085120.00	0.84	9547633.00	0.33	2872641889.00
	TOTAL CENTRE	412736600.00	52.44	107407300.00	13.65	6866500.00	0.87	158918900.00	20.19	94212100.00	11.97	0.00	...	2757000.00	0.35	4112000.00	0.52	787010400.00
	GRAND TOTAL	1856149135.00	50.72	1099926266.00	30.06	13240661.00	0.36	474605163.00	12.97	175229311.00	4.79	0.00	0.00	26842120.00	0.73	13659633.00	0.37	3659652289.00

.. NI CNET ..

STATEMENT NO. ( 23 A ): BUDGETED EXPENDITURE ON EDUCATION ACCORDING TO HEADS OF CHARHES  
( CAPITAL ACCOUNT ) FOR 2013-2014(BUDGET ESTIMATES)

( RUPEES IN THOUSANDS )

SL NO	STATE/ UNION TERRITORY	ELEMENTARY EDUCATION	SECONDARY EDUCATION	ADULT EDUCATION	UNI V. & HIGHER EDUCATION	TECHNICAL EDUCATION	PHYSICAL EDUCATION	GENERAL EDUCATION	LANGUAGE DEVELOPMENT	T O T A L
1	ANDHRA PRADESH	70000.00	235000.00	0.00	438538.00	910000.00	0.00	0.00	0.00	2283538.00
2	ARUNACHAL PRADESH	3716.00	60857.00	1000.00	27160.00	51000.00	0.00	0.00	0.00	143733.00
3	ASSAM	0.00	0.00	0.00	0.00	0.00	0.00	0.00	0.00	0.00
4	BIHAR	0.00	2030001.00	0.00	1000000.00	424837.00	0.00	0.00	0.00	3454838.00
5	CHHATTISGARH	34960.00	1397200.00	0.00	153200.00	1133750.00	0.00	0.00	0.00	2719110.00
6	GOA	48263.00	58263.00	0.00	125000.00	222205.00	0.00	246000.00	0.00	699731.00
7	GUJARAT	7502882.00	465425.00	0.00	0.00	566800.00	0.00	1191250.00	0.00	9726357.00
8	HARYANA	0.00	332000.00	0.00	1220000.00	470000.00	0.00	0.00	0.00	2022000.00
9	HIMACHAL PRADESH	53201.00	267451.00	0.00	212796.00	413266.00	0.00	0.00	0.00	946714.00
10	JAMMU & KASHMIR	12700.00	2002930.00	0.00	1450000.00	170000.00	0.00	0.00	0.00	3635630.00
11	JHARKHAND	80000.00	423500.00	0.00	0.00	1466100.00	0.00	0.00	0.00	1969600.00
12	KARNATAKA	170000.00	1510000.00	0.00	1704900.00	812200.00	0.00	0.00	0.00	4197100.00
13	KERALA	0.00	640000.00	0.00	334000.00	0.00	0.00	86100.00	0.00	1060100.00
14	MADHYA PRADESH	5500.00	117082.00	0.00	305500.00	229103.00	0.00	45500.00	0.00	702685.00
15	MAHARASHTRA	0.00	0.00	0.00	103900.00	1010500.00	0.00	0.00	0.00	1114400.00
16	MANI PUR	10005.00	0.00	0.00	0.00	44780.00	0.00	13905.00	0.00	68690.00
17	MEGHALAYA	0.00	0.00	0.00	0.00	0.00	0.00	0.00	0.00	0.00
18	MIZORAM	0.00	0.00	0.00	0.00	0.00	0.00	0.00	0.00	0.00
19	NAGALAND	0.00	120000.00	0.00	54200.00	4150.00	0.00	13600.00	0.00	191950.00
20	ODISHA	0.00	230000.00	0.00	380001.00	1946950.00	0.00	12000.00	0.00	2568951.00
21	PUNJAB	576578.00	53500.00	0.00	701532.00	466300.00	0.00	1089182.00	0.00	2887092.00
22	RAJASTHAN	0.00	73361.00	0.00	137661.00	233211.00	0.00	58002.00	0.00	502235.00
23	SIKKIM	92001.00	91198.00	0.00	309500.00	0.00	0.00	0.00	0.00	492699.00
24	TAMIL NADU	8801.00	1773.00	0.00	959522.00	1963071.00	0.00	0.00	0.00	2933167.00
25	TRIPURA	3200.00	233956.00	0.00	284630.00	190600.00	0.00	63719.00	800.00	776905.00
26	UTTARAKHAND	96515.00	1914951.00	0.00	292500.00	364002.00	0.00	2096.00	13000.00	2683064.00
27	UTTAR PRADESH	59204.00	2174859.00	0.00	2265004.00	4325679.00	0.00	490749.00	0.00	9315495.00
28	WEST BENGAL	200000.00	1585000.00	0.00	659200.00	2024700.00	0.00	1060000.00	0.00	5528900.00
TOTAL STATES		9657526.00	16018307.00	1000.00	13118744.00	19443204.00	0.00	4372103.00	13800.00	62624684.00
29	A. & N. ISLANDS	51000.00	61000.00	0.00	69700.00	92000.00	0.00	0.00	0.00	273700.00
30	CHANDIGARH	8600.00	324800.00	0.00	130800.00	36900.00	0.00	32000.00	0.00	533100.00
31	DADRA & NAGAR HAVELI	0.00	52500.00	0.00	0.00	30600.00	0.00	0.00	0.00	83100.00
32	DAMAN & DIU	0.00	0.00	0.00	0.00	2500.00	0.00	36000.00	0.00	36250.00
33	DELHI	1730000.00	0.00	0.00	1060000.00	154000.00	0.00	1280000.00	0.00	4224000.00
34	LAKSHADWEEP	0.00	100000.00	0.00	120000.00	0.00	0.00	0.00	0.00	220000.00
35	PUDUCHERRY	4450.00	11350.00	0.00	60209.00	20000.00	0.00	0.00	0.00	96009.00
TOTAL U. T. s		1794050.00	549650.00	0.00	1440709.00	336000.00	0.00	1672000.00	0.00	5792409.00
TOTAL (STATES & UT)		11451576.00	16567957.00	1000.00	14559453.00	19779204.00	0.00	6044103.00	13800.00	68417093.00

.. NICNET ..

STATEMENT NO. ( 23 B ) : BUDGETED EXPENDITURE ON EDUCATION ACCORDING TO HEADS OF CHARGES  
( LOAN AND ADVANCES ACCOUNT ) FOR 2013-2014(BUDGET ESTIMATES)

( RUPEES IN THOUSANDS )

SL NO	STATE/ UNION TERRITORY	ELEMENTARY EDUCATION	SECONDARY EDUCATION	ADULT EDUCATION	UNI V. & HIGHER EDUCATION	TECHNICAL EDUCATION	PHYSICAL EDUCATION	GENERAL EDUCATION	LANGUAGE DEVELOPMENT	T O T A L
1	ANDHRA PRADESH	0.00	0.00	0.00	0.00	0.00	0.00	0.00	0.00	0.00
2	ARUNACHAL PRADESH	0.00	0.00	0.00	0.00	0.00	0.00	0.00	0.00	0.00
3	ASSAM	0.00	800.00	0.00	1200.00	0.00	0.00	0.00	0.00	2000.00
4	BIHAR	0.00	0.00	0.00	0.00	0.00	0.00	0.00	0.00	0.00
5	CHHATTISGARH	0.00	0.00	0.00	0.00	0.00	0.00	0.00	0.00	0.00
6	GOA	0.00	10000.00	0.00	0.00	0.00	0.00	0.00	0.00	10000.00
7	GUJARAT	0.00	0.00	0.00	0.00	0.00	0.00	0.00	0.00	0.00
8	HARYANA	0.00	0.00	0.00	0.00	0.00	0.00	0.00	0.00	0.00
9	HIMACHAL PRADESH	0.00	0.00	0.00	1.00	1.00	0.00	0.00	0.00	2.00
10	JAMMU & KASHMIR	0.00	0.00	0.00	0.00	0.00	0.00	0.00	0.00	0.00
11	JHARKHAND	0.00	0.00	0.00	0.00	0.00	0.00	0.00	0.00	0.00
12	KARNATAKA	0.00	0.00	0.00	0.00	0.00	0.00	0.00	0.00	0.00
13	KERALA	0.00	0.00	0.00	0.00	0.00	0.00	0.00	0.00	0.00
14	MADHYA PRADESH	0.00	0.00	0.00	40000.00	100.00	0.00	0.00	0.00	40100.00
15	MAHARASHTRA	0.00	0.00	0.00	0.00	0.00	0.00	0.00	0.00	0.00
16	MANI PUR	0.00	0.00	0.00	0.00	0.00	0.00	0.00	0.00	0.00
17	MEGHALAYA	0.00	0.00	0.00	0.00	0.00	0.00	0.00	0.00	0.00
18	MIZORAM	0.00	0.00	0.00	0.00	0.00	0.00	0.00	0.00	0.00
19	NAGALAND	0.00	0.00	0.00	0.00	0.00	0.00	0.00	0.00	0.00
20	ODISHA	0.00	0.00	0.00	15000.00	0.00	0.00	0.00	0.00	15000.00
21	PUNJAB	0.00	0.00	0.00	0.00	0.00	0.00	0.00	0.00	0.00
22	RAJASTHAN	1.00	0.00	0.00	6.00	0.00	0.00	0.00	0.00	7.00
23	SIKKIM	0.00	0.00	0.00	100000.00	0.00	0.00	0.00	0.00	100000.00
24	TAMIL NADU	0.00	0.00	0.00	0.00	0.00	0.00	0.00	0.00	0.00
25	TRIPURA	0.00	0.00	0.00	0.00	0.00	0.00	0.00	0.00	0.00
26	UTTARAKHAND	0.00	0.00	0.00	0.00	0.00	0.00	0.00	0.00	0.00
27	UTTAR PRADESH	0.00	0.00	0.00	0.00	0.00	0.00	0.00	0.00	0.00
28	WEST BENGAL	0.00	0.00	0.00	0.00	0.00	0.00	500.00	0.00	500.00
TOTAL STATES		1.00	10800.00	0.00	156207.00	101.00	0.00	500.00	0.00	167609.00
29	A. & N. ISLANDS	0.00	0.00	0.00	0.00	0.00	0.00	0.00	0.00	0.00
30	CHANDIGARH	0.00	0.00	0.00	0.00	0.00	0.00	0.00	0.00	0.00
31	DADRA & NAGAR HAVELI	0.00	0.00	0.00	0.00	0.00	0.00	0.00	0.00	0.00
32	DAMAN & DIU	0.00	0.00	0.00	0.00	0.00	0.00	0.00	0.00	0.00
33	DELHI	0.00	0.00	0.00	0.00	100000.00	0.00	0.00	0.00	100000.00
34	LAKSHADWEEP	0.00	0.00	0.00	0.00	0.00	0.00	0.00	0.00	0.00
35	PUDUCHERRY	0.00	0.00	0.00	0.00	0.00	0.00	0.00	0.00	0.00
TOTAL U. T. s		0.00	0.00	0.00	0.00	100000.00	0.00	0.00	0.00	100000.00
TOTAL (STATES & UT)		1.00	10800.00	0.00	156207.00	100101.00	0.00	500.00	0.00	267609.00

.. NICNET ..

STATEMENT NO. (24): SECTOR-WISE PLAN & NON-PLAN ACTUAL EXPENDITURE OF EDUCATION DEPARTMENTS OF STATES/UNION TERRITORIES & CENTRE (REVENUE ACCOUNT) FOR 2011 - 2012 (ACTUALS)

(RUPEES IN CRORE)

S.No.	SECTOR	P L A N			N O N - P L A N			T O T A L			%AGE OF PLAN EXP.	%AGE OF NON-PLAN EXP.	%AGE OF TOTAL BUDGET
		STATES/U. Ts.	CENTRE	TOTAL	STATES/U. Ts.	CENTRE	TOTAL	STATES/U. Ts.	CENTRE	TOTAL			
1		2	3	4	5	6	7	8	9	10	11	12	13
1	ELEMENTARY EDUCATION	20817.81	31338.96	52156.77	85504.67	5.88	85510.55	106322.48	31344.84	137667.32	61.24	46.24	50.97
2	SECONDARY EDUCATION	8226.86	6209.64	14436.50	65368.89	2553.25	67922.14	73595.75	8762.89	82358.64	16.95	36.73	30.49
3	UNIVERSITY/DL/SCHOLARSHIPS	2411.96	6728.54	9140.50	19414.24	4475.79	23890.03	21826.20	11204.33	33030.53	10.73	12.92	12.23
4	ADULT EDUCATION	136.07	573.90	709.97	218.07	2.67	220.74	354.14	576.57	930.71	0.83	0.12	0.34
5	LANGUAGE DEVELOPMENT	69.99	165.41	235.40	609.17	85.15	694.32	679.16	250.56	929.72	0.28	0.38	0.34
6	GENERAL EDUCATION PROGRAMMES	656.84	41.48	698.32	704.81	106.76	811.57	1361.65	148.24	1509.89	0.82	0.44	0.56
7	TECHNICAL EDUCATION	2084.89	5711.27	7796.16	3606.72	2262.10	5868.82	5691.61	7973.37	13664.98	9.15	3.17	5.06
	TOTAL	34404.42	50769.20	85173.62	175426.57	9491.60	184918.17	209830.99	60260.80	270091.79	100.00	100.00	100.00

.. NICNET ..

STATEMENT NO. (25): SECTOR-WISE PLAN & NON-PLAN REVISED ESTIMATES FOR EDUCATION DEPARTMENTS  
OF STATES/UNION TERRITORIES AND CENTRE (REVENUE ACCOUNT) FOR . 2012 - 2013  
(REVISED ESTIMATES)

(RUPEES IN CRORE)

S. No.	SECTOR	P L A N			N O N - P L A N			T O T A L			%AGE OF PLAN EXP.	%AGE OF NON- -PLAN EXP.	%AGE OF TOTAL BUDGET
		STATES/U. Ts.	CENTRE	TOTAL	STATES/U. Ts.	CENTRE	TOTAL	STATES/U. Ts.	CENTRE	TOTAL			
1		2	3	4	5	6	7	8	9	10	11	12	13
1	ELEMENTARY EDUCATION	29318.55	35725.84	65044.39	98766.53	6.83	98773.36	128085.08	35732.67	163817.75	60.65	46.05	50.91
2	SECONDARY EDUCATION	14706.86	6497.16	21204.02	73478.45	2802.84	76281.29	88185.31	9300.00	97485.31	19.77	35.56	30.30
3	UNIVERSITY/DL/SCHOLARSHIPS	2624.49	7254.26	9878.75	25602.66	4921.60	30524.26	28227.15	12175.86	40403.01	9.21	14.23	12.56
4	ADULT EDUCATION	319.79	506.00	825.79	255.14	3.33	258.47	574.93	509.33	1084.26	0.77	0.12	0.34
5	LANGUAGE DEVELOPMENT	97.00	255.26	352.26	698.15	102.38	800.53	795.15	357.64	1152.79	0.33	0.37	0.36
6	GENERAL EDUCATION PROGRAMMES	947.10	56.21	1003.31	857.33	141.95	999.28	1804.43	198.16	2002.59	0.94	0.47	0.62
7	TECHNICAL EDUCATION	3027.02	5913.24	8940.26	4236.13	2632.07	6868.20	7263.15	8545.31	15808.46	8.34	3.20	4.91
	TOTAL	51040.81	56207.97	107248.78	203894.39	10611.00	214505.39	254935.20	66818.97	321754.17	100.00	100.00	100.00

.. NI CNET ..

STATEMENT NO. (26): SECTOR-WISE PLAN & NON-PLAN BUDGET ESTIMATES FOR EDUCATION DEPARTMENTS  
OF STATES/UNION TERRITORIES & CENTRE (REVENUE ACCOUNT) FOR 2013 - 2014  
(BUDGET ESTIMATES)

(RUPEES IN CRORE)

S. No.	SECTOR	P L A N			N O N - P L A N			T O T A L			%AGE OF PLAN EXP.	%AGE OF NON- -PLAN EXP.	%AGE OF TOTAL BUDGET
		STATES/U. Ts.	CENTRE	TOTAL	STATES/U. Ts.	CENTRE	TOTAL	STATES/U. Ts.	CENTRE	TOTAL			
1		2	3	4	5	6	7	8	9	10	11	12	13
1	ELEMENTARY EDUCATION	34793.87	41266.00	76059.87	109547.39	7.66	109555.05	144341.26	41273.66	185614.92	60.59	45.57	50.72
2	SECONDARY EDUCATION	16864.62	7710.00	24574.62	82387.28	3030.73	85418.01	99251.90	10740.73	109992.63	19.58	35.53	30.06
3	UNIVERSITY/DL/SCHOLARSHIPS	3188.83	8479.75	11668.58	28379.80	7412.14	35791.94	31568.63	15891.89	47460.52	9.29	14.89	12.97
4	ADULT EDUCATION	344.55	683.00	1027.55	292.87	3.65	296.52	637.42	686.65	1324.07	0.82	0.12	0.36
5	LANGUAGE DEVELOPMENT	105.50	300.00	405.50	849.27	111.20	960.47	954.77	411.20	1365.97	0.32	0.40	0.37
6	GENERAL EDUCATION PROGRAMMES	1487.02	119.25	1606.27	921.50	156.45	1077.95	2408.52	275.70	2684.22	1.28	0.45	0.73
7	TECHNICAL EDUCATION	3648.14	6549.00	10197.14	4453.58	2872.21	7325.79	8101.72	9421.21	17522.93	8.12	3.05	4.79
	TOTAL	60432.53	65107.00	125539.53	226831.69	13594.04	240425.73	287264.22	78701.04	365965.26	100.00	100.00	100.00

.. NI CNET ..

STATEMENT NO (27) : BUDGETED EXPENDITURE ON EDUCATION DEPARTMENTS ( CAPITAL ACCOUNT )  
FOR 2011-12 (ACTUALS)

(RUPEES IN THOUSANDS)

S. NO.	STATE/ UNION TERRITORY	CAPITAL EXP. ON EDU. OUT-SIDE REVENUE ACCOUNT	TOTAL CAPITAL EXP. OUT-SIDE REVENUE ACCOUNT	%AGE OF COL. (2) TO COL. (3)	LOANS FOR EDUCATION	TOTAL LOANS & ADVANCES	%AGE OF COL. (5) TO COL. (6)
1	2	3	4	5	6	7	
1	ANDHRA PRADESH	401008.00	137219800.00	0.29	105600.00	49832000.00	0.21
2	ARUNACHAL PRADESH	1567328.00	20659100.00	7.59	...	43400.00	0.00
3	ASSAM	2077.00	25060100.00	0.01	...	882800.00	0.00
4	BIHAR	499049.00	88520100.00	0.56	...	19060800.00	0.00
5	CHHATTI SGARH	1211667.00	40563600.00	2.99	...	12687400.00	0.00
6	GOA	391752.00	11837700.00	3.31	29000.00	94200.00	30.79
7	GUJARAT	5480898.00	138117000.00	3.97	...	6053400.00	0.00
8	HARYANA	741740.00	53723400.00	1.38	...	6270600.00	0.00
9	HIMACHAL PRADESH	710505.00	18098400.00	3.93	53100.00	4929800.00	1.08
10	JAMMU & KASHMIR	...	58988300.00	0.00	...	656100.00	0.00
11	JHARKHAND	511292.00	31593700.00	1.62	...	2171000.00	0.00
12	KARNATAKA	2780809.00	155056500.00	1.79	...	18155500.00	0.00
13	KERALA	210237.00	38529200.00	0.55	...	9985400.00	0.00
14	MADHYA PRADESH	511813.00	90551600.00	0.57	40000.00	157605600.00	0.03
15	MAHARASHTRA	1467052.00	178795400.00	0.82	...	8362900.00	0.00
16	MANI PUR	337998.00	16971100.00	1.99	...	800.00	0.00
17	MEGHALAYA	...	8552300.00	0.00	...	523700.00	0.00
18	MI ZORAM	...	4948300.00	0.00	...	335200.00	0.00
19	NAGALAND	449644.00	12493900.00	3.60	...	27600.00	0.00
20	ODI SHA	804584.00	44961000.00	1.79	4173.00	6210100.00	0.07
21	PUNJAB	1270598.00	15981300.00	7.95	...	1766100.00	0.00
22	RAJASTHAN	245833.00	71192600.00	0.35	300000.00	11091000.00	2.70
23	SIKKIM	564198.00	6157600.00	9.16	80000.00	491700.00	16.27
24	TAMIL NADU	155987.00	163356600.00	0.10	...	54831500.00	0.00
25	TRI PURA	1169241.00	13972700.00	8.37	...	138900.00	0.00
26	UTTARAKHAND	1202091.00	23173100.00	5.19	...	2468400.00	0.00
27	UTTAR PRADESH	2988923.00	215739600.00	1.39	...	9755700.00	0.00
28	WEST BENGAL	825978.00	27637400.00	2.99	...	4479700.00	0.00
TOTAL (STATES)		26502302.00	1712451400.00	1.55	611873.00	388911300.00	0.16
29	A. & N. ISLANDS	196759.00	4672496.00	4.21	...	...	0.00
30	CHANDI GARH	279774.00	5206675.00	5.37	...	...	0.00
31	DADRA & NAGAR HAVELI	86100.00	1563146.00	5.51	...	...	0.00
32	DAMAN & DIU	57605.00	1772463.00	3.25	...	...	0.00
33	DELHI	3038123.00	40042700.00	7.59	500000.00	33454100.00	1.49
34	LAKSHADWEEP	148496.00	2690700.00	5.52	...	...	0.00
35	PUDUCHERRY	99049.00	3747800.00	2.64	...	20700.00	0.00
TOTAL (U. T. s)		3905906.00	59695980.00	6.54	500000.00	33474800.00	1.49
TOTAL (STATES & U. T. )		30408208.00	1772147380.00	1.72	1111873.00	422386100.00	0.26

... IN CNET ...



STATEMENT NO (28) : BUDGETED EXPENDITURE ON EDUCATION DEPARTMENTS ( CAPITAL ACCOUNT )  
FOR 2012-13 (REVISED ESTIMATE)

(RUPEES IN THOUSANDS)

S. NO.	STATE/ UNION TERRITORY	CAPITAL EXP. ON EDU. OUT-SIDE REVENUE ACCOUNT	TOTAL CAPITAL EXP. OUT-SIDE REVENUE ACCOUNT	%AGE OF COL. (2) TO COL. (3)	LOANS FOR EDUCATION	TOTAL LOANS & ADVANCES	%AGE OF COL. (5) TO COL. (6)
1	2	3	4	5	6	7	
1	ANDHRA PRADESH	1409633.00	187374500.00	0.75	...	45161600.00	0.00
2	ARUNACHAL PRADESH	837134.00	30915600.00	2.71	...	45700.00	0.00
3	ASSAM	...	50834000.00	0.00	2000.00	5720700.00	0.03
4	BIHAR	3650200.00	142518200.00	2.56	...	21577000.00	0.00
5	CHHATTI SGARH	2148431.00	63012800.00	3.41	...	20273400.00	0.00
6	GOA	572997.00	17489300.00	3.28	5000.00	142800.00	3.50
7	GUJARAT	6194640.00	213783600.00	2.90	...	9314400.00	0.00
8	HARYANA	1407999.00	46776100.00	3.01	...	7482200.00	0.00
9	HIMACHAL PRADESH	1094477.00	20125700.00	5.44	1.00	3793900.00	0.00
10	JAMMU & KASHMIR	3660650.00	73436600.00	4.98	...	1019800.00	0.00
11	JHARKHAND	733250.00	67046800.00	1.09	...	7433700.00	0.00
12	KARNATAKA	5439730.00	148771300.00	3.66	...	15615500.00	0.00
13	KERALA	350690.00	69032200.00	0.51	...	11554700.00	0.00
14	MADHYA PRADESH	775910.00	110794200.00	0.70	40100.00	58748300.00	0.07
15	MAHARASHTRA	1407919.00	190251700.00	0.74	...	14271300.00	0.00
16	MANI PUR	83280.00	19896400.00	0.42	...	46000.00	0.00
17	MEGHALAYA	50000.00	13987000.00	0.36	...	183500.00	0.00
18	MI ZORAM	...	11441100.00	0.00	...	312000.00	0.00
19	NAGALAND	490800.00	19322600.00	2.54	...	39600.00	0.00
20	ODI SHA	2444432.00	57473300.00	4.25	15000.00	2425300.00	0.62
21	PUNJAB	5309168.00	45275300.00	11.73	...	2472800.00	0.00
22	RAJASTHAN	422238.00	117017600.00	0.36	180000.00	23918600.00	0.75
23	SIKKIM	609606.00	14992500.00	4.07	50000.00	54000.00	92.59
24	TAMIL NADU	879094.00	191654200.00	0.46	...	50634000.00	0.00
25	TRI PURA	1562333.00	21634700.00	7.22	...	189800.00	0.00
26	UTTARAKHAND	3367410.00	45472700.00	7.41	...	3712600.00	0.00
27	UTTAR PRADESH	7671244.00	261472000.00	2.93	...	11677300.00	0.00
28	WEST BENGAL	5440700.00	64354400.00	8.45	500.00	13161300.00	0.00
TOTAL (STATES)		58013965.00	2316156400.00	2.50	292601.00	330981800.00	0.09
29	A. & N. ISLANDS	255600.00	4762400.00	5.37	...	...	0.00
30	CHANDI GARH	435900.00	3557400.00	12.25	...	...	0.00
31	DADRA & NAGAR HAVELI	103100.00	2331800.00	4.42	...	...	0.00
32	DAMAN & DIU	93300.00	2248100.00	4.15	...	...	0.00
33	DELHI	3603700.00	48358000.00	7.45	200000.00	40823800.00	0.49
34	LAKSHADWEEP	90000.00	1201300.00	7.49	...	...	0.00
35	PUDUCHERRY	80095.00	3965800.00	2.02	...	14600.00	0.00
TOTAL (U. T. s)		4661695.00	66424800.00	7.02	200000.00	40838400.00	0.49
TOTAL (STATES & U. T. )		62675660.00	2382581200.00	2.63	492601.00	371820200.00	0.13

... NICNET ...

STATEMENT NO (29) : BUDGETED EXPENDITURE ON EDUCATION DEPARTMENTS ( CAPITAL ACCOUNT )  
FOR 2013-14 (BUDGET ESTIMATE)

(RUPEES IN THOUSANDS)

S. NO.	STATE/ UNION TERRITORY	CAPITAL EXP. ON EDU. OUT-SIDE REVENUE ACCOUNT	TOTAL CAPITAL EXP. OUT-SIDE REVENUE ACCOUNT	%AGE OF COL. (2) TO COL. (3)	LOANS FOR EDUCATION	TOTAL LOANS & ADVANCES	%AGE OF COL. (5) TO COL. (6)
1	2	3	4	5	6	7	
1	ANDHRA PRADESH	2283538.00	212785000.00	1.07	...	46940900.00	0.00
2	ARUNACHAL PRADESH	143733.00	33775900.00	0.43	...	41200.00	0.00
3	ASSAM	...	64971800.00	0.00	2000.00	26778300.00	0.01
4	BIHAR	3454838.00	141972000.00	2.43	...	13943800.00	0.00
5	CHHATTI SGARH	2719110.00	72295200.00	3.76	...	19236300.00	0.00
6	GOA	699731.00	20160500.00	3.47	10000.00	192100.00	5.21
7	GUJARAT	9726357.00	243975500.00	3.99	...	9214000.00	0.00
8	HARYANA	2022000.00	57664900.00	3.51	...	10835400.00	0.00
9	HIMACHAL PRADESH	946714.00	20634500.00	4.59	2.00	3423900.00	0.00
10	JAMMU & KASHMIR	3635630.00	77106000.00	4.72	...	1295000.00	0.00
11	JHARKHAND	1969600.00	64664100.00	3.05	...	8384000.00	0.00
12	KARNATAKA	4197100.00	176270000.00	2.38	...	7529300.00	0.00
13	KERALA	1060100.00	86350300.00	1.23	...	11134700.00	0.00
14	MADHYA PRADESH	702685.00	111136200.00	0.63	40100.00	64446000.00	0.06
15	MAHARASHTRA	1114400.00	238911400.00	0.47	...	2383200.00	0.00
16	MANI PUR	68690.00	25265500.00	0.27	...	42000.00	0.00
17	MEGHALAYA	...	17742800.00	0.00	...	283700.00	0.00
18	MI ZORAM	...	4518100.00	0.00	...	312000.00	0.00
19	NAGALAND	191950.00	15819100.00	1.21	...	40400.00	0.00
20	ODI SHA	2568951.00	78401300.00	3.28	15000.00	2499000.00	0.60
21	PUNJAB	2887092.00	72829800.00	3.96	...	3683100.00	0.00
22	RAJASTHAN	502235.00	140559100.00	0.36	7.00	1890100.00	0.00
23	SIKKIM	492699.00	13150200.00	3.75	100000.00	104000.00	96.15
24	TAMIL NADU	2933167.00	225051400.00	1.30	...	14368200.00	0.00
25	TRI PURA	776905.00	22542700.00	3.45	...	190000.00	0.00
26	UTTARAKHAND	2683064.00	48741900.00	5.50	...	2486600.00	0.00
27	UTTAR PRADESH	9315495.00	327674000.00	2.84	...	19537300.00	0.00
28	WEST BENGAL	5528900.00	93185900.00	5.93	500.00	7684600.00	0.01
TOTAL (STATES)		62624684.00	2708155100.00	2.31	167609.00	288899100.00	0.06
29	A. & N. ISLANDS	273700.00	6717200.00	4.07	...	...	0.00
30	CHANDI GARH	533100.00	5491700.00	9.71	...	...	0.00
31	DADRA & NAGAR HAVELI	83100.00	2468100.00	3.37	...	...	0.00
32	DAMAN & DIU	362500.00	3668000.00	9.88	...	...	0.00
33	DELHI	4224000.00	54745300.00	7.72	100000.00	62937700.00	0.16
34	LAKSHADWEEP	220000.00	2463000.00	8.93	...	...	0.00
35	PUDUCHERRY	96009.00	6944600.00	1.38	...	24200.00	0.00
TOTAL (U. T. s)		5792409.00	82497900.00	7.02	100000.00	62961900.00	0.16
TOTAL (STATES & U. T. )		68417093.00	2790653000.00	2.45	267609.00	351861000.00	0.08

... NI CNET ...

STATEMENT NO (30) : BUDGET PROVISIONS FOR CENTRE & STATE EDUCATION DEPARTMENTS UNDER REVENUE ACCOUNT,  
CAPITAL ACCOUNT OUT-SIDE REVENUE ACCOUNT & LOANS FOR 2013 - 2014 (BUDGET ESTIMATES)

(RUPEES IN THOUSAND)

S. NO.	STATE/ UNION TERRITORY	REVENUE ACCOUNT			CAPITAL ACCOUNT OUT-SIDE REVENUE ACCOUNT		
		TOTAL BUDGET	EDUCATION DEPARTMENT	%AGE OF COL(3) TO COL(2)	TOTAL BUDGET	EDUCATION DEPARTMENT	%AGE OF COL(6) TO COL(5)
1		2	3	4	5	6	7
1	ANDHRA PRADESH	1267494100.00	193600715.00	15.27	212785000.00	2283538.00	1.07
2	ARUNACHAL PRADESH	46341600.00	6104938.00	13.17	33775900.00	143733.00	0.43
3	ASSAM	381838000.00	91671045.00	24.01	64971800.00	...	0.00
4	BIHAR	732576200.00	163635548.00	22.34	141972000.00	3454838.00	2.43
5	CHHATTI SGARH	350158500.00	73555942.00	21.01	72295200.00	2719110.00	3.76
6	GOA	75104300.00	10695755.00	14.24	20160500.00	699731.00	3.47
7	GUJARAT	811503900.00	139390176.00	17.18	243975500.00	9726357.00	3.99
8	HARYANA	462235600.00	102333667.00	22.14	57664900.00	2022000.00	3.51
9	HIMACHAL PRADESH	176469800.00	35129172.00	19.91	20634500.00	946714.00	4.59
10	JAMMU & KASHMIR	282366400.00	32613260.00	11.55	77106000.00	3635630.00	4.72
11	JHARKHAND	304350800.00	53197189.00	17.48	64664100.00	1969600.00	3.05
12	KARNATAKA	973905300.00	181540745.00	18.64	176270000.00	4197100.00	2.38
13	KERALA	603278500.00	113737078.00	18.85	86350300.00	1060100.00	1.23
14	MADHYA PRADESH	743886500.00	135204796.00	18.18	111136200.00	702685.00	0.63
15	MAHARASHTRA	1558025700.00	357519406.00	22.95	238911400.00	1114400.00	0.47
16	MANI PUR	66929500.00	7759349.00	11.59	25265500.00	68690.00	0.27
17	MEGHALAYA	73332700.00	8395900.00	11.45	17742800.00	...	0.00
18	MI ZORAM	46576100.00	6871879.00	14.75	4518100.00	...	0.00
19	NAGALAND	61410200.00	12386429.00	20.17	15819100.00	191950.00	1.21
20	ODI SHA	493943700.00	88816462.00	17.98	78401300.00	2568951.00	3.28
21	PUNJAB	444124600.00	67048902.00	15.10	72829800.00	2887092.00	3.96
22	RAJASTHAN	761947400.00	158149276.00	20.76	140559100.00	502235.00	0.36
23	SIKKIM	39833100.00	3405464.00	8.55	13150200.00	492699.00	3.75
24	TAMI L NADU	1179158100.00	191531293.00	16.24	225051400.00	2933167.00	1.30
25	TRI PURA	67654000.00	16277780.00	24.06	22542700.00	776905.00	3.45
26	UTTARAKHAND	180542100.00	44213244.00	24.49	48741900.00	2683064.00	5.50
27	UTTAR PRADESH	1678922000.00	326794964.00	19.46	327674000.00	9315495.00	2.84
28	WEST BENGAL	918917700.00	186196281.00	20.26	93185900.00	5528900.00	5.93
TOTAL (STATES)		14782826400.00	2807776655.00	18.99	2708155100.00	62624684.00	2.31
29	A. & N. ISLANDS	26317000.00	3957900.00	15.04	6717200.00	273700.00	4.07
30	CHANDI GARH	29424400.00	4622100.00	15.71	5491700.00	533100.00	9.71
31	DADRA & NAGAR HAVELI	5580500.00	1054700.00	18.90	2468100.00	83100.00	3.37
32	DAMAN & DIU	11927600.00	718200.00	6.02	3668000.00	362500.00	9.88
33	DELHI	243547000.00	47586750.00	19.54	54745300.00	4224000.00	7.72
34	LAKSHADWEEP	7784300.00	1073000.00	13.78	2463000.00	220000.00	8.93
35	PUDUCHERRY	49645900.00	5852584.00	11.79	6944600.00	96009.00	1.38
TOTAL (U. T. s)		374226700.00	64865234.00	17.33	82497900.00	5792409.00	7.02
TOTAL (STATES & U. T. )		15157053100.00	2872641889.00	18.95	2790653000.00	68417093.00	2.45
TOTAL CENTRE		14361680000.00	787010400.00	5.48	2179340000.00	...	0.00
GRAND TOTAL		29518733100.00	3659652289.00	12.40	4969993000.00	68417093.00	1.38

.. NI CNET. .

STATEMENT NO (30) : BUDGET PROVISIONS FOR CENTRE & STATE EDUCATION DEPARTMENTS UNDER REVENUE ACCOUNT,  
CAPITAL ACCOUNT OUT-SIDE REVENUE ACCOUNT & LOANS FOR 2013 - 2014 (BUDGET ESTIMATES)

(RUPEES IN THOUSAND)

S. NO.	STATE/ UNION TERRITORY	LOAN AND ADVANCES			TOTAL REVENUE, CAPITAL AND LOANS & ADVANCES		
		TOTAL BUDGET	EDUCATION DEPARTMENT	%AGE OF COL(9) TO COL(8)	TOTAL BUDGET	EDUCATION DEPARTMENT	%AGE OF COL(12) TO COL(11)
1		8	9	10	11	12	13
1	ANDHRA PRADESH	46940900.00	...	0.00	1527220000.00	195884253.00	12.83
2	ARUNACHAL PRADESH	41200.00	...	0.00	80158700.00	6248671.00	7.80
3	ASSAM	26778300.00	2000.00	0.01	473588100.00	91673045.00	19.36
4	BIHAR	13943800.00	...	0.00	888492000.00	167090386.00	18.81
5	CHHATTI SGARH	19236300.00	...	0.00	441690000.00	76275052.00	17.27
6	GOA	192100.00	10000.00	5.21	95456900.00	11405486.00	11.95
7	GUJARAT	9214000.00	...	0.00	1064693400.00	149116533.00	14.01
8	HARYANA	10835400.00	...	0.00	530735900.00	104355667.00	19.66
9	HIMACHAL PRADESH	3423900.00	2.00	0.00	200528200.00	36075888.00	17.99
10	JAMMU & KASHMIR	1295000.00	...	0.00	360767400.00	36248890.00	10.05
11	JHARKHAND	8384000.00	...	0.00	377398900.00	55166789.00	14.62
12	KARNATAKA	7529300.00	...	0.00	1157704600.00	185737845.00	16.04
13	KERALA	11134700.00	...	0.00	700763500.00	114797178.00	16.38
14	MADHYA PRADESH	64446000.00	40100.00	0.06	919468700.00	135947581.00	14.79
15	MAHARASHTRA	12383200.00	...	0.00	1809320300.00	358633806.00	19.82
16	MANI PUR	42000.00	...	0.00	92237000.00	7828039.00	8.49
17	MEGHALAYA	283700.00	...	0.00	91359200.00	8395900.00	9.19
18	MI ZORAM	312000.00	...	0.00	51406200.00	6871879.00	13.37
19	NAGALAND	40400.00	...	0.00	77269700.00	12578379.00	16.28
20	ODI SHA	2499000.00	15000.00	0.60	574844000.00	91400413.00	15.90
21	PUNJAB	3683100.00	...	0.00	520637500.00	69935994.00	13.43
22	RAJASTHAN	1890100.00	7.00	0.00	904396600.00	158651518.00	17.54
23	SIKKIM	104000.00	100000.00	96.15	53087300.00	3998163.00	7.53
24	TAMIL NADU	14368200.00	...	0.00	1418577700.00	194464460.00	13.71
25	TRI PURA	190000.00	...	0.00	90386700.00	17054685.00	18.87
26	UTTARAKHAND	2486600.00	...	0.00	231770600.00	46896308.00	20.23
27	UTTAR PRADESH	19537300.00	...	0.00	2026133300.00	336110459.00	16.59
28	WEST BENGAL	7684600.00	500.00	0.01	1019788200.00	191725681.00	18.80
TOTAL (STATES)		288899100.00	167609.00	0.06	17779880600.00	2870568948.00	16.15
29	A. & N. ISLANDS	...	...	0.00	33034200.00	4231600.00	12.81
30	CHANDI GARH	...	...	0.00	34916100.00	5155200.00	14.76
31	DADRA & NAGAR HAVELI	...	...	0.00	8048600.00	1137800.00	14.14
32	DAMAN & DIU	...	...	0.00	15595600.00	1080700.00	6.93
33	DELHI	62937700.00	100000.00	0.16	361230000.00	51910750.00	14.37
34	LAKSHADWEEP	...	...	0.00	10247300.00	1293000.00	12.62
35	PUDUCHERRY	24200.00	...	0.00	56614700.00	5948593.00	10.51
TOTAL (U. T. s)		62961900.00	100000.00	0.16	519686500.00	70757643.00	13.62
TOTAL (STATES & U. T.)		351861000.00	267609.00	0.08	18299567100.00	2941326591.00	16.07
TOTAL CENTRE		111950000.00	...	0.00	16652970000.00	787010400.00	4.73
GRAND TOTAL		463811000.00	267609.00	0.06	34952537100.00	3728336991.00	10.67

.. NI CNET..

## STATEMENT NO. (31): PLAN AND NON-PLAN TOTAL BUDGET ( CENTRE AND STATE )

(Rupees in Thousands)

STATE/UNION TERRITORY	2011 - 2012 (ACTUAL)			2012 - 2013 (REVISED ESTIMATED)			2013 - 2014 (BUDGET ESTIMATED)		
	PLAN	NON-PLAN	TOTAL	PLAN	NON-PLAN	TOTAL	PLAN	NON-PLAN	TOTAL
1 ANDHRA PRADESH	235232400	668921200	904153600	273485200	804664500	1078149700	342437500	925056600	1267494100
2 ARUNACHAL PRADESH	15640000	28538600	44178600	18400700	33718700	52119400	14991800	31349800	46341600
3 ASSAM	64843700	200441800	265285500	115858200	258151800	374010000	108421000	273417000	381838000
4 BIHAR	124842800	340152100	464994900	235097000	439430700	674527700	237520100	495056100	732576200
5 CHHATTISGARH	100044100	126236400	226280500	144496200	157151000	301647200	155459300	194699200	350158500
6 GOA	11182100	43638700	54820800	17347500	51538000	68885500	24235300	50869000	75104300
7 GUJARAT	160380100	437064500	597444600	199584000	519353500	718937500	237115400	574388500	811503900
8 HARYANA	77919800	242229100	320148900	111768300	298106300	409874600	138037500	324198100	462235600
9 HIMACHAL PRADESH	17009400	121970300	138979700	21027000	142783000	163810000	19192400	157277400	176469800
10 JAMMU & KASHMIR	12482700	214322100	226804800	12354100	236038200	248392300	15781200	266585200	282366400
11 JHARKHAND	76462900	133452900	209915800	114898100	166356200	281254300	119264100	185086700	304350800
12 KARNATAKA	185667400	465483300	651150700	266331900	573076200	839408100	328635900	645269400	973905300
13 KERALA	53338300	407107900	460446200	74920000	441836400	516756400	97625800	505652700	603278500
14 MADHYA PRADESH	160165400	366771700	526937100	204678500	448405400	653083900	235616900	508269600	743886500
15 MAHARASHTRA	220347500	1015194400	1235541900	279425700	1166536000	1445961700	301553300	1256472400	1558025700
16 MANI PUR	10640600	39411600	50052200	14222300	44526800	58749100	18276900	48652600	66929500
17 MEGHALAYA	19587500	28760500	48348000	30115700	29528700	59644400	38509700	34823000	73332700
18 MIZORAM	13731400	23507200	37238600	19531300	27199100	46730400	18737900	27838200	46576100
19 NAGALAND	8187800	40568800	48756600	11668600	45656400	57325000	12141000	49269200	61410200
20 ODI SHA	97197600	249404700	346602300	123147400	303365800	426513200	143937600	350006100	493943700
21 PUNJAB	20911400	309541800	330453200	47490400	392786100	440276500	54452000	389672600	444124600
22 RAJASTHAN	124155300	412377800	536533100	156619100	520499800	677118900	172597400	589350000	761947400
23 SIKKIM	7483800	24817600	32301400	10662700	25281100	35943800	12250900	27582200	39833100
24 TAMIL NADU	175762400	662618000	838380400	250927200	762331500	1013258700	263499300	915658800	1179158100
25 TRIPURA	10710600	37380200	48090800	14351500	43411300	57762800	15758900	51895100	67654000
26 UTTARAKHAND	23211200	106542000	129753200	32904300	126948900	159853200	36312300	144229800	180542100
27 UTTAR PRADESH	226159200	1012692500	1238851700	312976200	1198440100	1511416300	357580400	1321341600	1678922000
28 WEST BENGAL	141473200	591790600	733263800	203608800	650014400	853623200	225792400	693125300	918917700
TOTAL (STATES)	2394770600	8350938300	10745708900	3317897900	9907135900	13225033800	3745734200	11037092200	14782826400
29 A. & N. ISLANDS	8440261	13010459	21450720	10456700	13339000	23795700	12119900	14197100	26317000
30 CHANDI GARH	1651883	20674797	22326680	3231600	24743800	27975400	4077000	25347400	29424400
31 DADRA & NAGAR HAVELI	1800721	17796977	19597698	3351000	17788400	21139400	4283800	1296700	5580500
32 DAMAN & DIU	1481764	8849854	10331618	2008600	8379300	10387900	2639200	9288400	11927600
33 DELHI	64408700	115239900	179648600	73492300	147046000	220538300	85167000	158380000	243547000
34 LAKSHADWEEP	1177300	4940700	6118000	1356900	5441800	6798700	1960800	5823500	7784300
35 PUDUCHERRY	12735800	19486600	32222400	10778200	20979200	31757400	14406200	35239700	49645900
TOTAL (U. T. s)	91696429	199999287	291695716	104675300	237717500	342392800	124653900	249572800	374226700
TOTAL (STATES & U. T. s)	2486467029	8550937587	11037404616	3422573200	10144853400	13567426600	3870388100	11286665000	15157053100
TOTAL CENTRE	3337370000	8120490000	11457860000	3433730000	9196990000	12630720000	4432600000	9929080000	14361680000
GRAND TOTAL	5823837029	16671427587	22495264616	6856303200	19341843400	26198146600	8302988100	21215745000	29518733100